



NEWPOINT COMMONS

2160 BRECKINRIDGE BOULEVARD
LAWRENCEVILLE, GA 30043
BUILDING 200 SUITE 200



CBRE

TODD BARTON, SIOR
+1 404 923 1435
todd.barton@cbre.com

JOANNA BLAESING, SIOR
+1 404 812 5021
joanna.blaesing@cbre.com

MATT HIGGINS
+1 404 895 0483
matt.higgins@cbre.com

MARK HAWKS, SIOR
+1 404 504 5978
mark.hawks@cbre.com

CBRE
+1 404 504 7900
cbre.com/atlanta

PROPERTY SUMMARY



23,676 SF Warehouse



4,422 Production



2,243 SF Office



ESFR sprinkler



24' minimum clear height



**6 dock doors &
1 drive-in ramp**



40' x 44' column spacing





SUGARLOAF MILLS



RICOH

ELMA
Your Solution Partner



VisionNav
Robotics

Ferracon
Explore with us

DASH

SOURCE



NATIONAL
VISION

VISTAR


MASONITE


NEWPOINT
COMMONS


GLOBAL
POWER

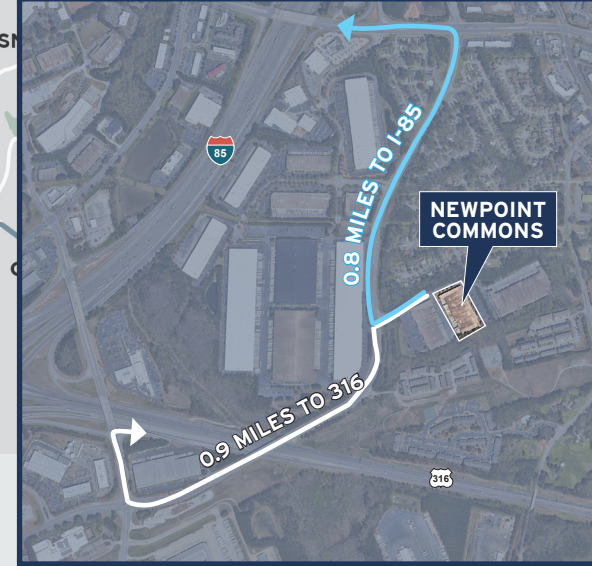
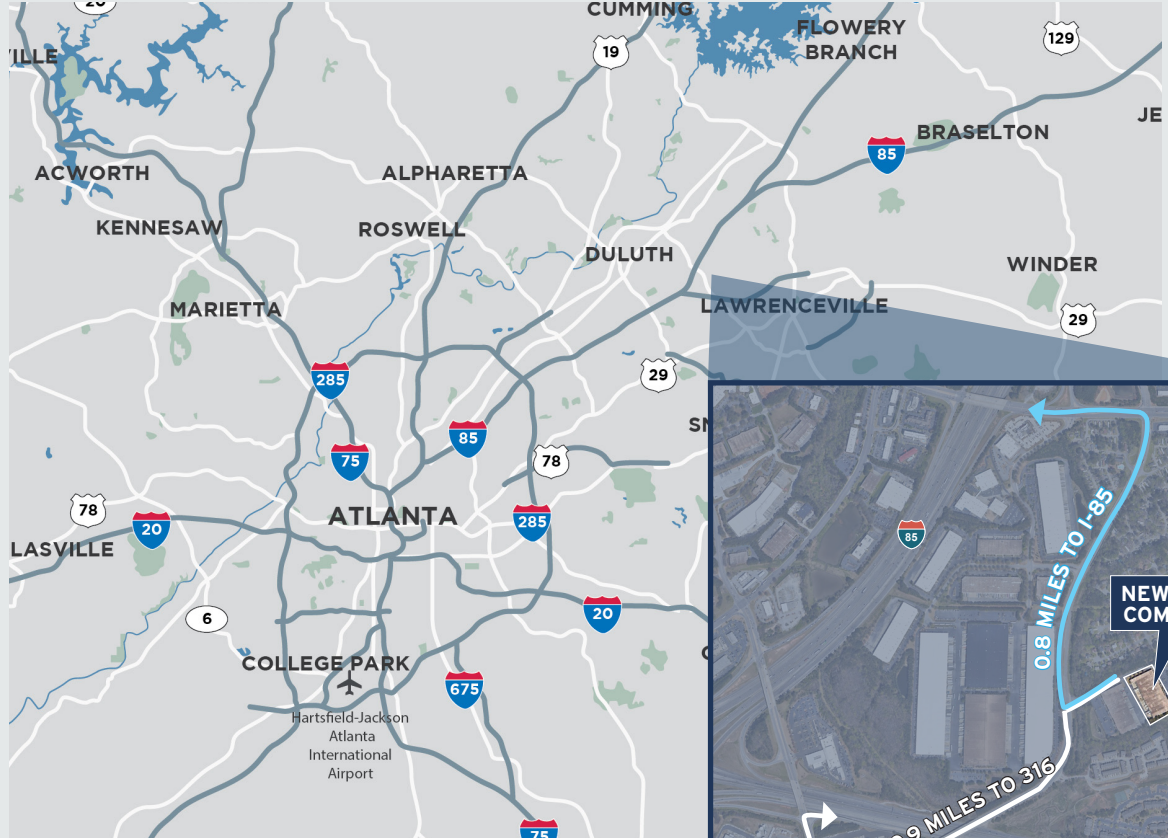


LOCATION STORY

	I-85	0.8 miles
	316	0.9 miles
	I-285	12.4 miles

 36 miles to Hartsfield Jackson International Airport

 1,735,914 population within 30 minute drive time



LEASING INQUIRIES

TODD BARTON, SIOR
 +1 404 923 1435
 todd.barton@cbre.com

JOANNA BLAESING, SIOR
 +1 404 812 5021
 joanna.blaesing@cbre.com

MATT HIGGINS
 +1 404 895 0483
 matt.higgins@cbre.com

MARK HAWKS, SIOR
 +1 404 504 5978
 mark.hawks@cbre.com

CBRE
 +1 404 504 7900
 cbre.com/atlanta

© 2024 CBRE, Inc. All rights reserved. This information has been obtained from sources believed reliable but has not been verified for accuracy or completeness. CBRE, Inc. makes no guarantee, representation or warranty and accepts no responsibility or liability as to the accuracy, completeness, or reliability of the information contained herein. You should conduct a careful, independent investigation of the property and verify all information. Any reliance on this information is solely at your own risk.

