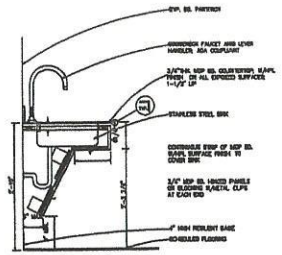

MA WORK SPACE SINK SECTION

SCALE: 3/4" = 1'-0"

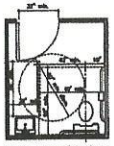

Typical Barrier Free Bathroom Layout

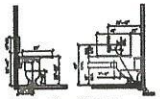

Water Closet Detail

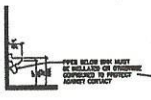

Lavatory Detail

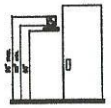

Door Signage Detail

Grab Bar Detail

Mirror Detail

BARRIER FREE DETAILS

N.T.S.

TYPICAL EXAM STATION

SCALE: 3/4" = 1'-0"

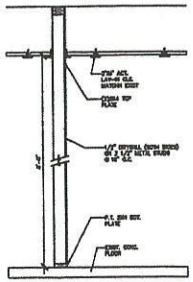

TYP. WALL SECTION

SCALE: N.T.S.

Wall Legend
NEW 2X4 WALL 1/2" DRYWALL ON BOTH SIDES OF 2X4 NO. STUDS @16" O.C. @ 8'-6" A.F.F. (BOT. OF TRUSSES)
NEW 48" HIGH WALL 1/2" DRYWALL ON BOTH SIDES OF 2X4 NO. STUDS @16" O.C.
EXISTING EXTERIOR WALL
EXISTING UNIT SEPARATION WALL
EXISTING PARTITION WALL

SEE ORIGINAL COMPLEX DRAWINGS FOR EXISTING WALL COMPOSITION AND BUILDING SECTIONS

NOTES:

LAY-IN CLG. HT. : MATCH EXISTING

ALL DOORS @ 6'-8"

All ceiling, floor, and wall treatments are to comply with mbc 2006 table 803.4 standards. All decorative materials and trim must meet of state and local requirements in accordance with ASTM-84. All electrical outlets, switches, and other controls shall be accessible.

INTERIOR FINISHES PROVIDED BY OTHERS PER TENANT

PROVIDE PORTABLE FIRE EXTINGUISHERS PER INTERNATIONAL FIRE CODE OR LOCAL FIRE AUTHORITIES

COMBUSTIBLE MATERIALS NOT PERMITTED IN PLENUM

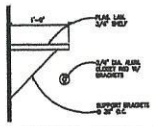

CLOSET ROD DETAIL

1-1/2" = 1'-0"

GENERAL NOTES

1. ALL WORK TO COMPLY W/ ALL NATIONAL, STATE & LOCAL CODES, ORDINANCES, LAWS & REGULATIONS THAT ARE APPLICABLE.
2. THE CONTRACTOR SHALL NOTIFY MCS DIG AT LEAST 48 HOURS PRIOR TO THE START OF CONSTRUCTION.
3. THE CONTRACTOR SHALL OBTAIN ALL REQUIRED PERMITS & CALL FOR REQUIRED INSPECTIONS.
4. THE CONTRACTOR SHALL FIELD VERIFY THE SIZES, LOCATIONS, ELEVATIONS, & DETAILS OF EXISTING CONDITIONS THAT EFFECT THE WORK AND SHALL INFORM THE ARCHITECT / ENGINEER OF ANY DISCREPANCIES IN DIMENSIONS, SIZES, LOCATIONS & CONDITIONS BEFORE PROCEEDING WITH THE WORK.
5. THE CONTRACTOR SHALL PROVIDE ALL SHORING, BRACING, UNDERPINNING AND ALL OTHER MEANS REQUIRED TO PROTECT AND MAINTAIN THE SAFETY, INTEGRITY AND STABILITY OF ALL NEW CONSTRUCTION.
6. THE CONTRACTOR SHALL FAMILIARIZE HIMSELF WITH THE EXISTING CONDITIONS OF THE BUILDING INCLUDING UTILITIES, SERVICES, ETC., AND SHALL BE FULLY RESPONSIBLE FOR ANY DAMAGES HE CAUSES TO BOTH EXISTING AND NEW CONSTRUCTION AND PROPERTY AND FOR ANY UNAUTHORIZED DISRUPTION TO THE OWNER' NORMAL USE OF UTILITIES, SERVICES AND THE SURROUNDING FACILITIES.

STRUCTURAL

1. ALL FRAMING LUMBER TO BE "CONSTRUCTION GRADE" 1200 P.S.I. OR BETTER.
2. ALL PRE-ENGINEERED WOOD TO BE 2800 P.S.I. OR BETTER.

PLUMBING

1. ALL WORK AS PER LOCAL CODE & ORDINANCES.
2. GUARANTEE EXECUTED BY THE PLUMBING CONTRACTOR TO THE OWNER FOR 1 YEAR WARRANTY WARRANTING AGAINST DEFECTS IN WORKMANSHIP, MATERIAL AND OPERATION.
3. ALL PIPING SHOWN DIAGRAMMATICALLY ONLY, EXACT LOCATIONS WILL BE DETERMINED AT JOB SITE.
4. PITCH ALL DRAIN LINES 1/8" PER FOOT UNLESS OTHERWISE NOTED.
5. ALL PIPING SHALL RUN CONCEALED UNLESS OTHERWISE NOTED.
6. ALL PVC PIPING TO BE SCHEDULE 40.

DOOR SCHEDULE

SYM.	WIDTH	HEIGHT	THK.	TYPE	MATERIAL	FRAME	HDW. SET	REMARKS
(A)	3'-0"	6'-8"	1 1/3"	A	EXISTING WOOD	EXISTING WOOD	C	SALVAGED DOOR FROM DEMOLITION
(B)	3'-0"	6'-8"	1 1/3"	A	EXISTING WOOD	EXISTING WOOD	A	SALVAGED DOOR FROM DEMOLITION
(C)	3'-0"	6'-8"	1 1/3"	A	EXISTING WOOD	EXISTING WOOD	B	SALVAGED DOOR FROM DEMOLITION
(D)	6'-0"	6'-8"	1 1/3"	D	EXISTING WOOD			SALVAGED DOOR FROM DEMOLITION

NOTE: VERIFY ALL EXISTING DOOR SIZES IN FIELD PRIOR TO ORDERING.

*** ALL HARDWARE THROUGH OUT SUITE TO BE LEVER-TYPE w/ ONE HAND OPERATION - PER A.D.A. REQUIREMENT ***

HDW. SET - A:
- LEVER HANDLE LATCHSET (ALWAYS UNLOCKED INTERIOR SIDE)
- 1 1/2 PR. OF HINGES
- DOORSTOP, WALL MOUNTED

HDW. SET - B:
- LEVER HANDLE LATCHSET
- DEADBOLT LATCHSET (THUMB TURN INTERIOR SIDE)
- 1 1/2 PR. OF HINGES
- DOORSTOP, WALL MOUNTED

HDW. SET - C:
- LEVER HANDLE LATCHSET
- 1 1/2 PR. OF B.L.S. & REMOVABLE HINGES
- DOORSTOP, WALL MOUNTED

DOOR "A" ELEVATION

DOOR "B" ELEVATION

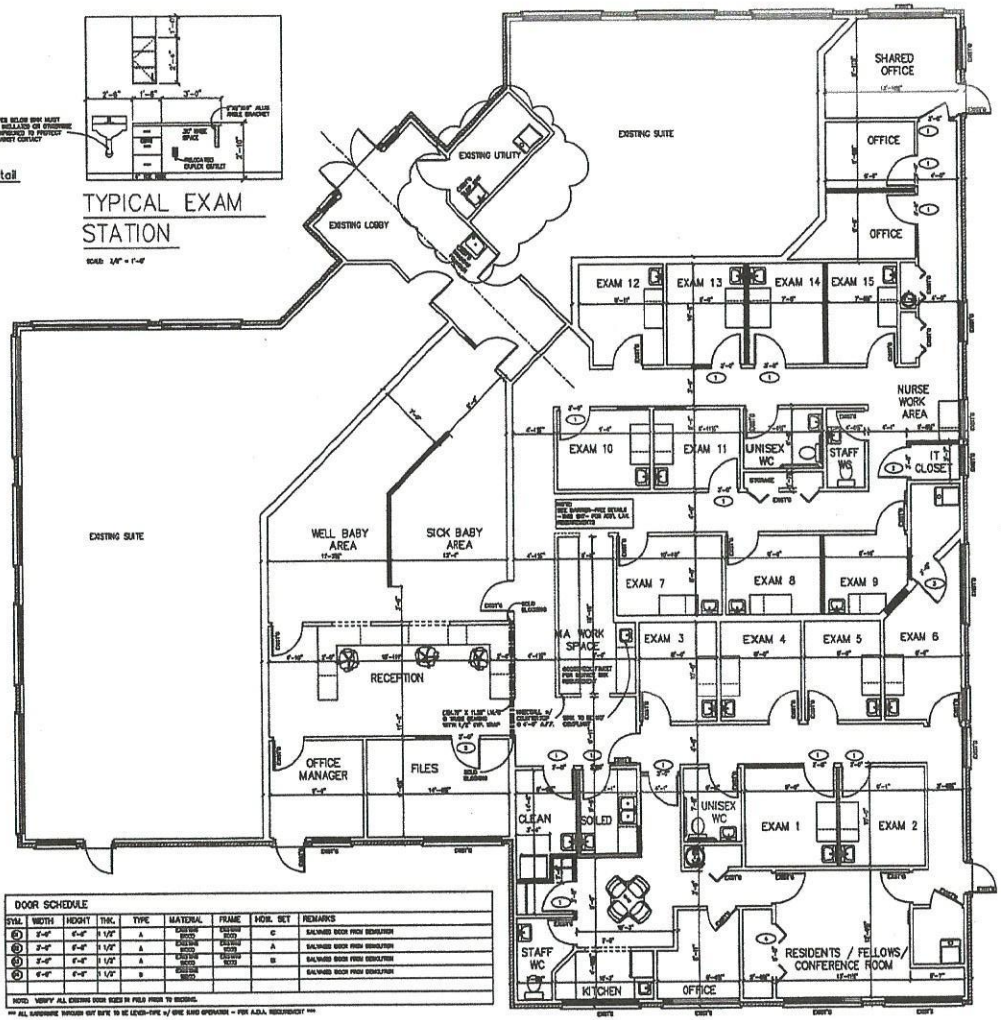

PROPOSED FLOOR PLAN

3/16"=1'-0"

D.S.B. Architectural, P.L.C. 3000 Ridgewood Rd. This document, as instrument of service, and it contract rights are the property of D.S.B. and additional com permission

Revisions

8/31/2010 PER CITY

Client

LOUAY PAULS

Project

TENANT SPACE ALTERATION
HENRY FORD HEALTH SYSTEMS
WARREN CAMPUS - PEDIATRIC CLINIC
[illegible]
WARREN, MI

Date	9-8-2010
Drawn By	dsb
Checked By	dsb
Scale	noted
Sheet No.	A-2
Job No.	10-008

Plans to Permitted Drawing