



**41-20 38TH STREET**

**LONG ISLAND CITY, NY 11101**

# LIC Warehouse For Lease

Great Location Off Skillman Avenue  
and Queens Boulevard

Type  
**Warehouse / Industrial**



SQUARE FOOT

**3,700<sup>RSF</sup>**



ZONING

**M1-4**



CLEAR HEIGHT

**15'**



PARCEL ID

**216**

BLOCK



LOADING

**1 DRIVE-IN DOOR (12')**



**37**

LOT

**PRICE**

**Upon Request**


**718-784-8282 / PINNACLERENY.COM**

All information is from sources deemed reliable and is submitted subject to errors, omission, changes of price or other conditions, prior sale, rent and withdrawal without notice.

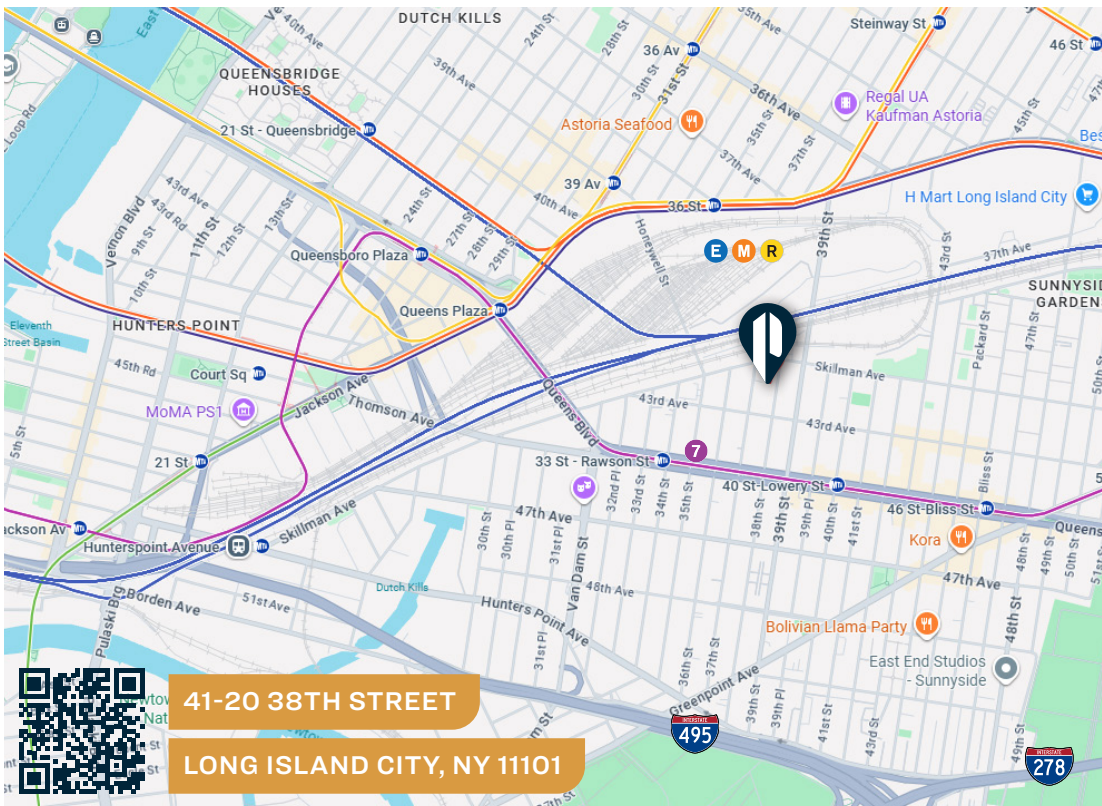
# Property Overview

## Features

- 3,700 Sq. Ft. Warehouse
- Clear-Span / Column Free
- 1 Drive-In Door (12')
- Heated Office
- 200 AMPS
- Oil Heat
- Two Restrooms



AERIAL VIEW



41-20 38TH STREET

LONG ISLAND CITY, NY 11101



## TRANSPORTATION

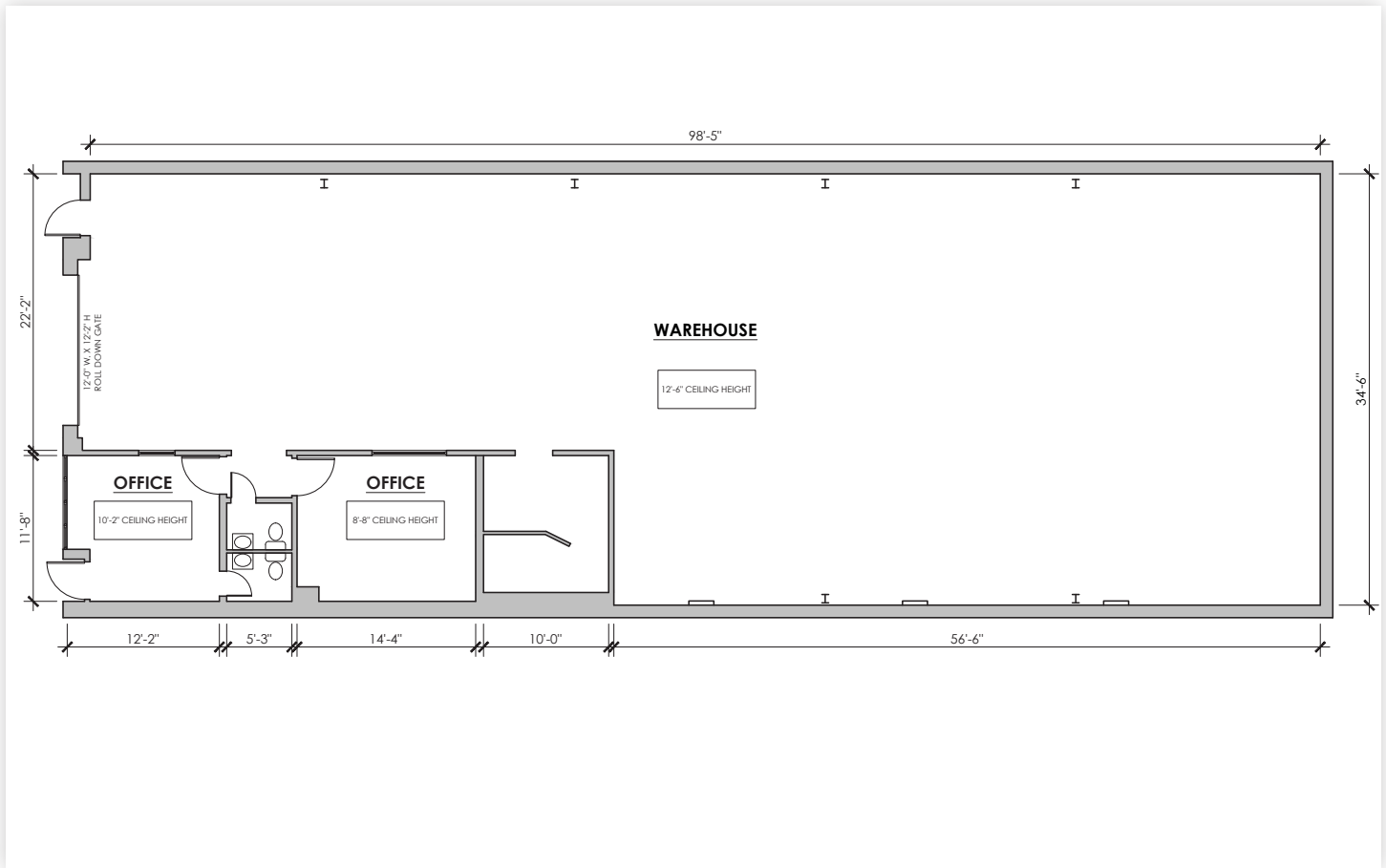
- 7** 33RD ST/ RAWSON ST
- E M** QUEENS PLAZA
- R**
- MIDTOWN TUNNEL
- LONG ISLAND EXPRESSWAY
- BQE
- QUEENSBORO BRIDGE
- Q32, Q60: 38TH ST/ QUEENS BLVD**



718-784-8282 / PINNACLERENY.COM

All information is from sources deemed reliable and is submitted subject to errors, omission, changes of price or other conditions, prior sale, rent and withdrawal without notice.

## FLOOR PLAN



**PINNACLE  
REALTY**  
OF NEW YORK, LLC

34-07 Steinway Street, Suite 202  
Long Island City, NY 11101  
718-784-8282  
[pinnaclereny.com](http://pinnaclereny.com)

FOR MORE INFORMATION ABOUT THIS PROPERTY CONTACT EXCLUSIVE AGENTS:



**BRENDAN BURKE**  
Associate Broker  
[bburke@pinnaclereny.com](mailto:bburke@pinnaclereny.com)  
718-371-6403



**JAMES EGE**  
Salesperson  
[jege@pinnaclereny.com](mailto:jege@pinnaclereny.com)  
718-371-6423



**PAUL BRALOWER**  
Associate Broker  
[pbralower@pinnaclereny.com](mailto:pbralower@pinnaclereny.com)  
718-371-6402