



Space Profile for

Unit: #608

Area: 3406 sq ft

Address

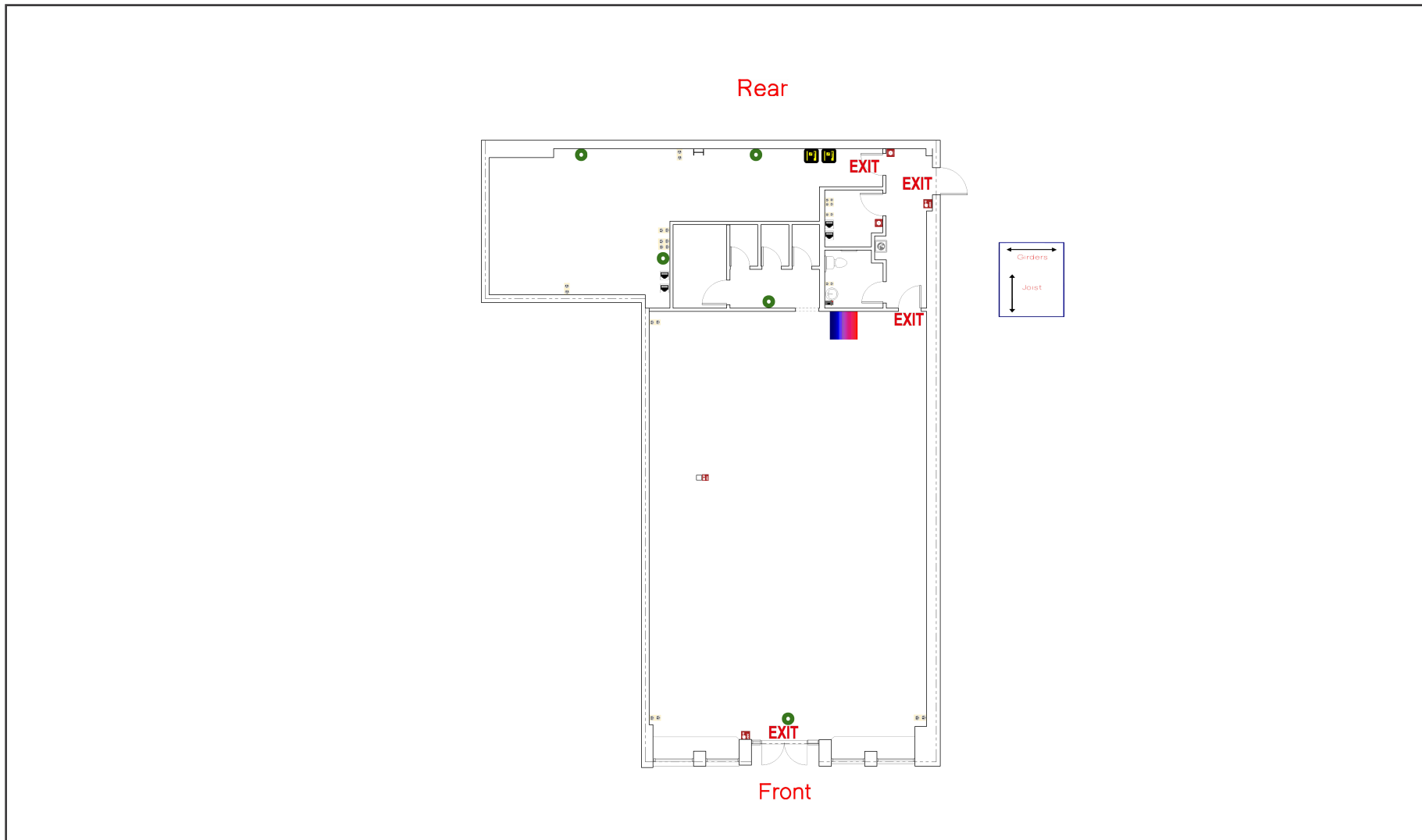
1350 Scenic Hwy S Ste 608

Snellville, GA 30078



















































400 N. Tampa St., Suite 2210

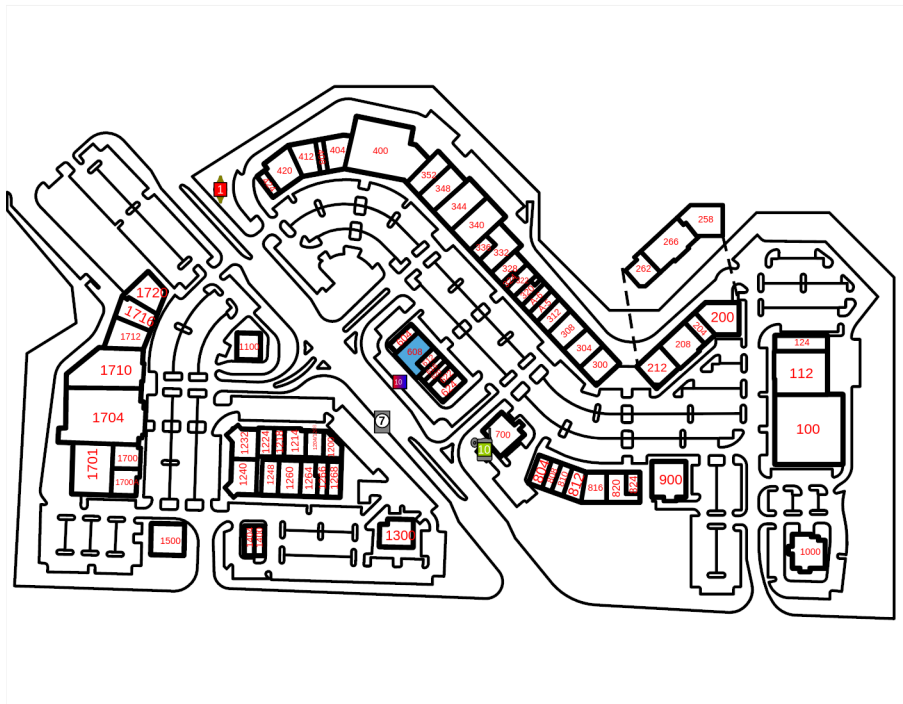
Tampa, FL, 33602



Legend

	Breaker Panel		Fire Extinguisher		Ceiling Fan w/ Light		Fire Sprinkler
	Circular Column		Fire Alarm Pulldown		Rectangular Column		Pocket Door
	Appliance Outlet		Glass Door		Refrigerator		Track Lighting
	Fire Alarm		Handicap Handrail		Roll-Up Door		2-Bulb Fluorescent Lighting
	Drinking Fountain		Roof Hatch		Sink		3-Bulb Fluorescent Lighting
	Door		HVAC Unit		Swing Door		4-Bulb Fluorescent Lighting
	Double Hung Door		Recessed Light		Toilet		Ceiling Air Vent
	Electrical Outlet		Staircase		Can Light		Air Diffuser
	Emergency Light		Water Heater		Urinal		Ceiling Fan w/o Light
	Exit Light		Telephone Panel		Thermostat		Air Handler
	Tankless Water Heater		Window Wall Opening		RJ 45		Fire Alarm Control Panel
	Step Down Transformer		Maintenance Sink		Window		
	Disconnect						

Disclaimer: All items may not show on feature pages.



Space Overview

Overview	Actual Square Footage	Measured Depth of Space	Total Depth of Space	Has Stepdown Transformer
	3406 SQFT	80' 0"	80' 0"	Yes

Thickness	Front Wall	Rear Wall	Left Wall	Right Wall
	0' 5"	1' 3"	1' 3"	1' 3"

Flooring	Concrete	Carpet	Tile	Other	Unit	Total
	2152 SQFT		879 SQFT		3406 SQFT	3031 SQFT

Ceiling Information	Height From Floor To Ceiling	Height From Floor To Bottom Of Deck	Height From Floor To Bottom Of Joist
	Front: 12' 0" Back: 12' 0"	Front: 20' 3" Back: 18' 10"	Front: 18' 6" Back: 16' 8"

Ceiling Information Cont.	Clear Ceiling Height	Height From Floor To Bottom Of Girder	Number Of Acoustical Tiles
	7' 2"		

Other Cont.	Phone Board Location	Mop Sink Location	Thermostat Location	Dmarc Distance	Are Interior Walls Full Height
					No

Other Cont.	Hazardous Materials	Loading Dock	Are Demising Walls Full Height	Changes In Demising Wall Thickness
	No	No	No	No

Mechanical

HVAC	Reference	Manufacturer	Model	Serial	Tonnage	Year	Notes
	10	TRANE	YSC120A4RLA2R00000000000000	638102148L	10	2006	

Electric

Service Panel	Reference	Amps	Service Type	Panel Type	Panel UL Number	Manufacturer	Location	Notes
	1	100	277/480	NF	Not Listed	Square D	Storage Room	
	2	150	120/208	NQOD	Not Listed	Square D	Storage Room	

Disconnect	Reference	Amps	Location	Panel Number	Manufacturer	Notes	Handle or Breaker
	7	100	Rear Exterior	Handle	Square D		Handle

Electric Meter	Reference	Meter #	Location	Meter Reading	Read On	Voltage	Notes
	7	89184929	Rear Exterior	37657	Wed Jan 5 2022	120/480V	Tenant Meter

Plumbing

Water Heater	Reference	Manufacturer	Model	Serial	Gallons	Tankless	Water Line (in)	Location	Notes
	1	Eemax	SP2412	584093	0	Yes	.25	Unisex Restroom	Tankless

Water Fountains	Number of Water Fountains	Location	Notes
	1	Hallway	

House Water Meter	Reference	Meter #	Location	Size	Notes
	1	70170228	Roadside Vault		3" compound master confirmed for 1350 Scenic Highway S.

Waste

No assets available for this section.

Fire

Sprinkler Heads	Sprinkler Heads Present	Sprinkler Head Type	Riser Located in Space	Riser Location	Additional Information
		34		No	Riser room

Gas

Gas Meter	Reference	Meter #	Location	Notes
	10	2077183	Rear Exterior	

Room

Restroom	Unit	Description
	Restroom 1	Unisex Restroom