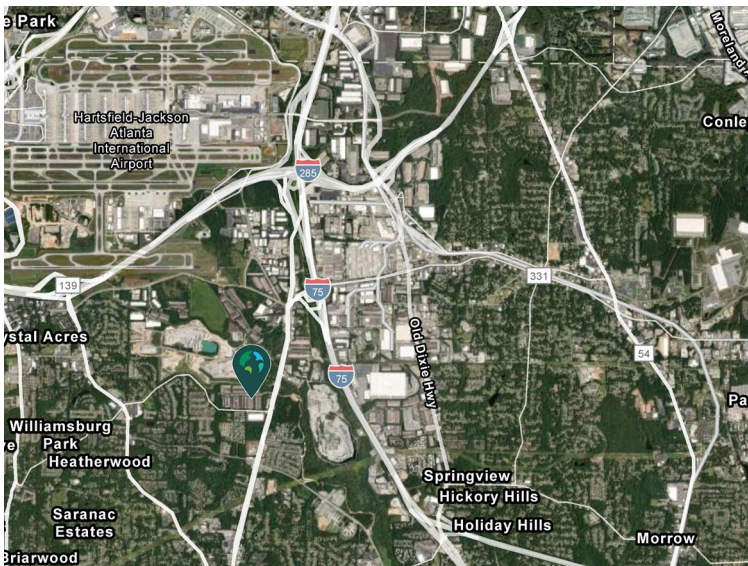


27,240 SF

574 Airport South Parkway, Suite 400 Atlanta, GA 30349

Prologis Airport South



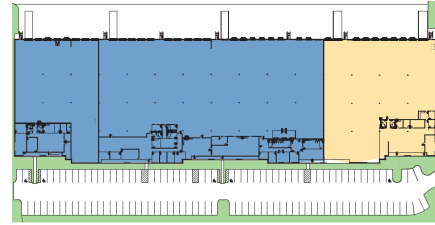
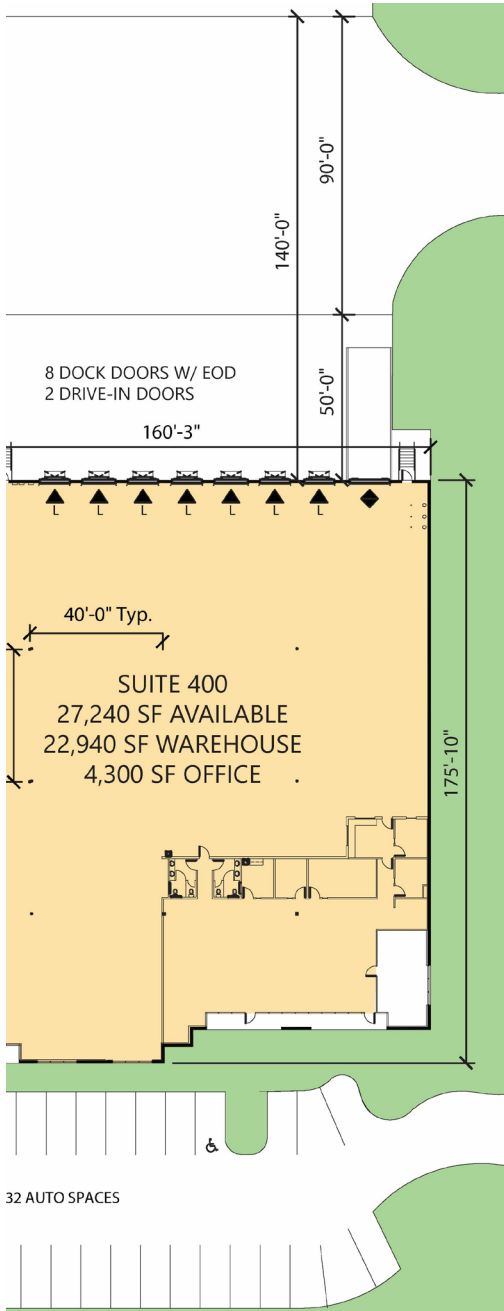
- 1.4 miles to I-75
- 2.7 miles to I-285
- 4.7 miles to Hartsfield-Jackson Atlanta International Airport
- 5.2 miles to I-85
- 11 miles to Downtown Atlanta

Property Features

Available Space	27,240 SF
Office SF	4,300 SF
Minimum Clear Height	21'
Column Spacing	40' x 40'
Dock Doors	Eight (8) with edge-of-dock levelers
Drive-in Doors	Two (2)
Configuration	Rear-load
Car Parking Spaces	Thirty-two (32)
Electrical Service	277/480V, 200A
Lighting	LED in warehouse & office



Unlock the full potential of your warehouse with one strategic, single-source partner.



KEY PLAN

LEGEND:

- ▲ DOCK DOOR
- ▲ L DOCK DOOR W/LEVELER
- ◆ DRIVE-IN DOOR
- ▲ G ON-GRADE DOOR
- ▭ EDGE OF DOCK LEVELER
- ▭ PIT LEVELER
- LAND
- LEASED AREA
- VACANT AREA



Strategic Real Estate Partners
John Gosnell

jgosnell@strategicrepartners.com
ph +1 404 563 0608

Prologis
Sarah Stafford

sstafford@prologis.com
ph +1 404 760 7214