

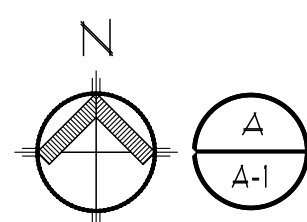


WALL LEGEND	
	EXISTING EXTERIOR CMU WALLS
	INDICATES INTERIOR WALL



FLOOR PLAN

BUILDING SQUARE FOOTAGE : 2,931 SQ.FT
SCALE : 1/4" = 1'-0"

© COPYRIGHT 2015 SOFARELLI & ASSOCIATES

ISSUED FOR:
PERMIT

MICHAEL F. SOFARELLI, JR.
FLORIDA STATE BOARD
OF ARCHITECTURE
REGISTRATION No. :
AR 0014577

Project:
**OFFICE
FLOOR PLAN**
565 S HERCULES AVE.
CLEARWATER, FL 33764



SAA
SOFARELLI & ASSOCIATES ARCHITECTURE
MICHAEL F. SOFARELLI, JR., A.I.A.
1000 S BELCHER ROAD LARGO, FLORIDA 33771
P. 727-530-3535
EMAIL : MIKE@SOFARELLIARCH.COM

Revisions:

Content:
EXISTING/DEMO.
FLOOR PLAN
& EXTERIOR
ELEVATION

Filename:
OFFICE

Date:
02-10-26

Proj. no.
26020

Sheet:
A-1