

Prime Real Estate Opportunity

6.2 Acres

Oakland County

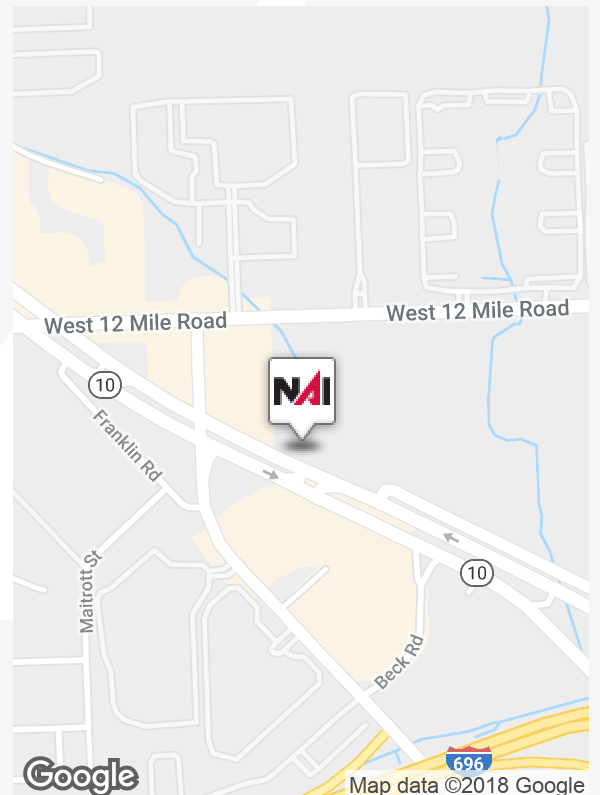


6.2 Acres

Northwestern Hwy Southfield, Michigan 48033

Property Highlights

- Located in the Center of Oakland County
- Dense Population, Strong Incomes, and High Traffic Volume
- Available For Land-Lease, Build-to-Suit, or Possible Sale
- 6.2 Acres Available
- Zoned B-3 General Business
- 450' of Frontage on Northwestern Hwy and 200' of Frontage on 12 Mile Rd
- Access to both Northwestern Hwy and 12 Mile Rd
- Great Freeway Access



For more information

Ron Goldstone

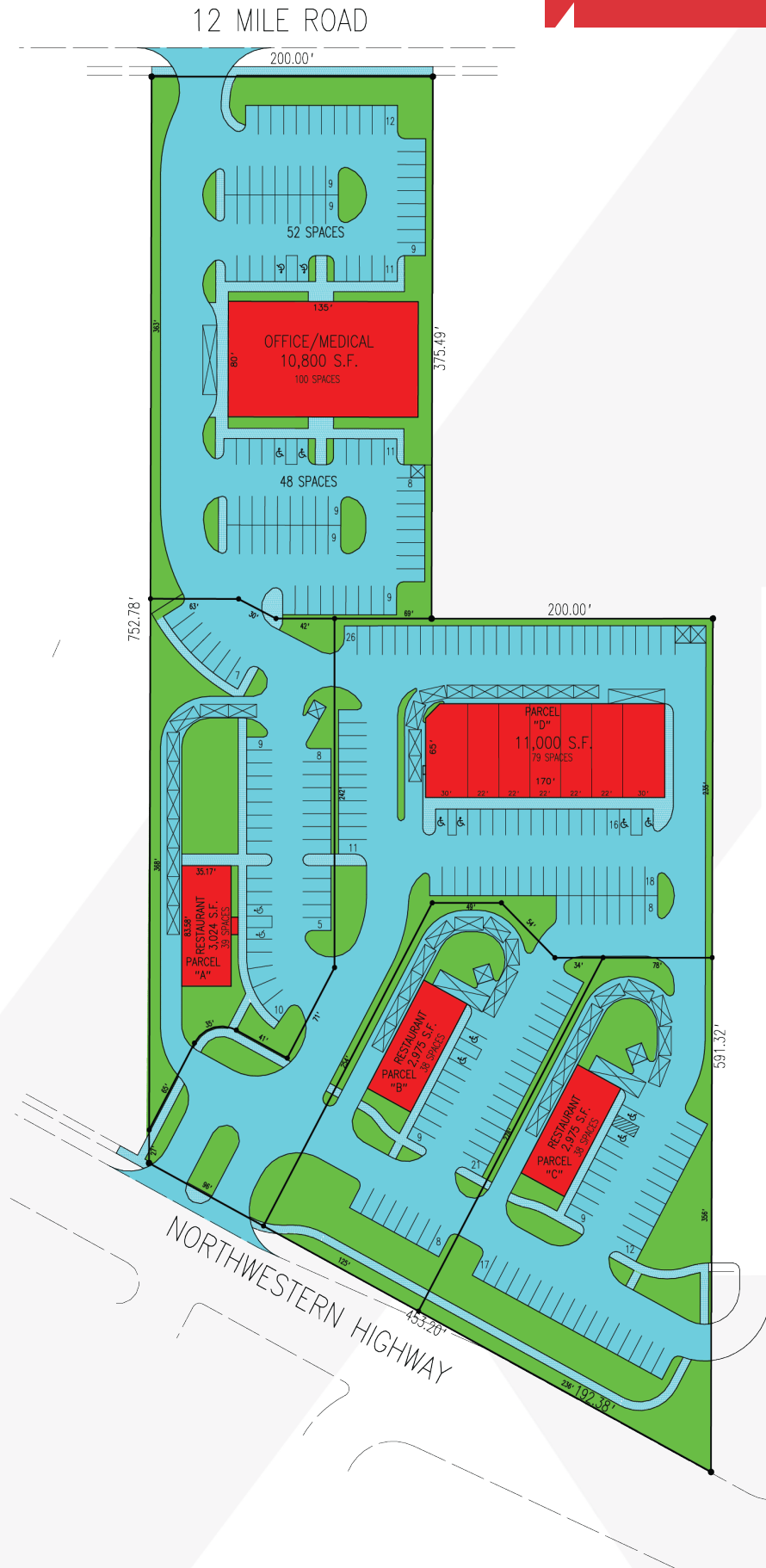
O: 248 351 4371
goldstone@farbman.com

Location Maps

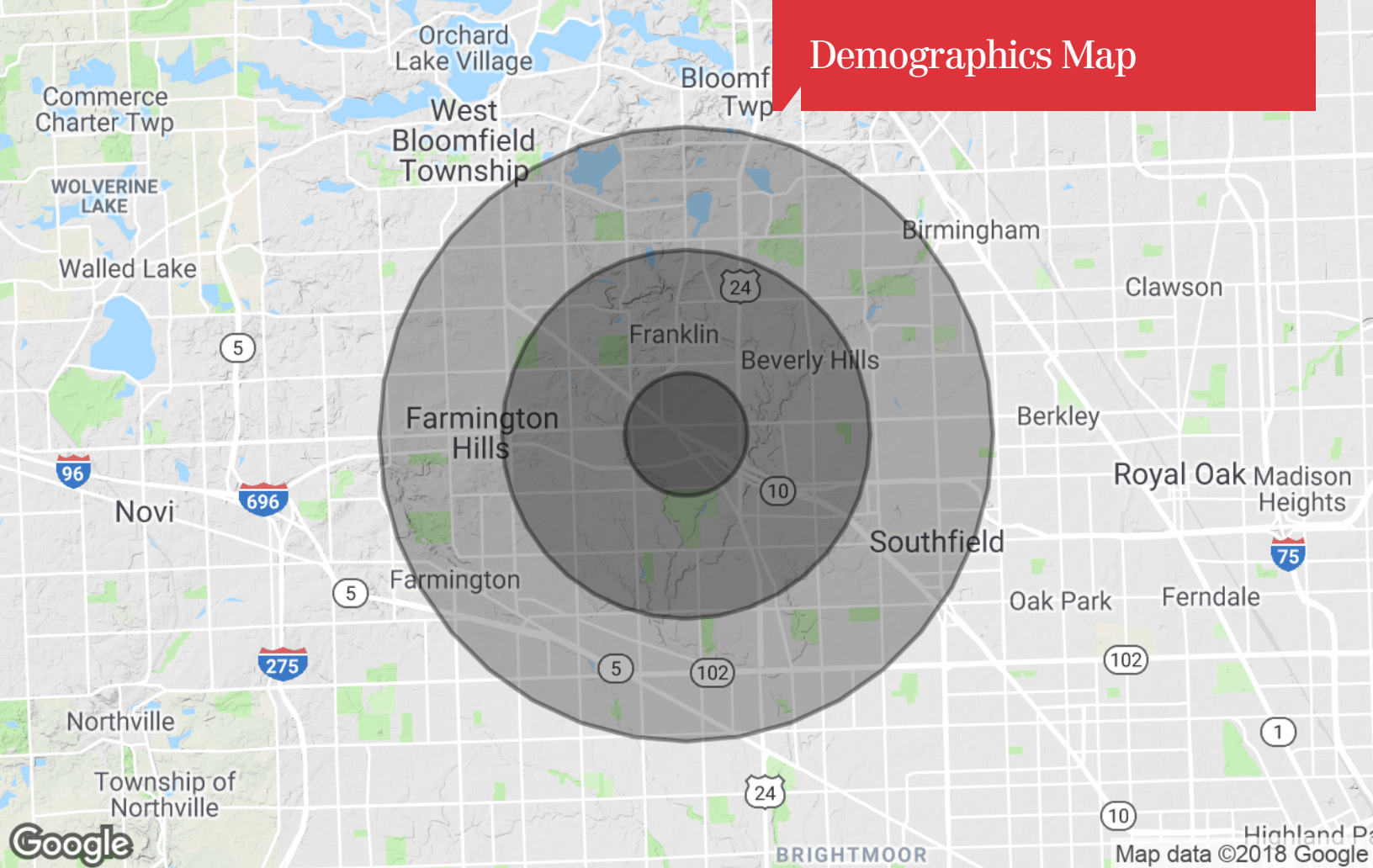


Not to Scale

Rendering Site Plan



Demographics Map



Population

	1 Mile	3 Miles	5 Miles
TOTAL POPULATION	8,156	64,394	238,717
MEDIAN AGE	51.8	42.9	40.9
MEDIAN AGE (MALE)	44.3	40.3	38.9
MEDIAN AGE (FEMALE)	52.6	44.0	42.0

Households & Income

	1 Mile	3 Miles	5 Miles
TOTAL HOUSEHOLDS	4,468	28,622	96,143
# OF PERSONS PER HH	1.8	2.2	2.5
AVERAGE HH INCOME	\$55,690	\$75,786	\$77,122
AVERAGE HOUSE VALUE	\$167,209	\$205,386	\$216,383

Race

	1 Mile	3 Miles	5 Miles
% WHITE	29.9%	33.5%	43.5%
% BLACK	66.3%	63.7%	54.0%
% ASIAN	1.6%	1.7%	1.9%
% HAWAIIAN	0.0%	0.0%	0.0%
% INDIAN	0.0%	0.1%	0.1%
% OTHER	2.2%	0.9%	0.5%

Ethnicity

	1 Mile	3 Miles	5 Miles
% HISPANIC	1.6%	1.3%	1.2%

* Demographic data derived from 2010 US Census