

ARGYLE INDUSTRIAL PARK

2331 & 2401 NE Argyle Street
Portland, OR 97211

MARKET
PORTLAND, OREGON

FOR LEASE

INFILL FREEZER/COOLER/WAREHOUSE SPACE

±156,360 SF

Divisible to ±65,280 SF



LEASED BY



BUILDING OVERVIEW

Argyle Industrial Park is a connected two-building cold storage and distribution facility totaling 156,360 SF across a fully improved industrial campus. Designed for high-throughput users in the food and beverage distribution sector, the property features extensive cold storage infrastructure, heavy power, and cross-dock loading with ample trailer parking. The buildings are fully integrated via internal connections, creating a seamless operational flow between spaces.

→ Total Building Area: 156,360 SF

→ Total Office Area: 15,316 SF

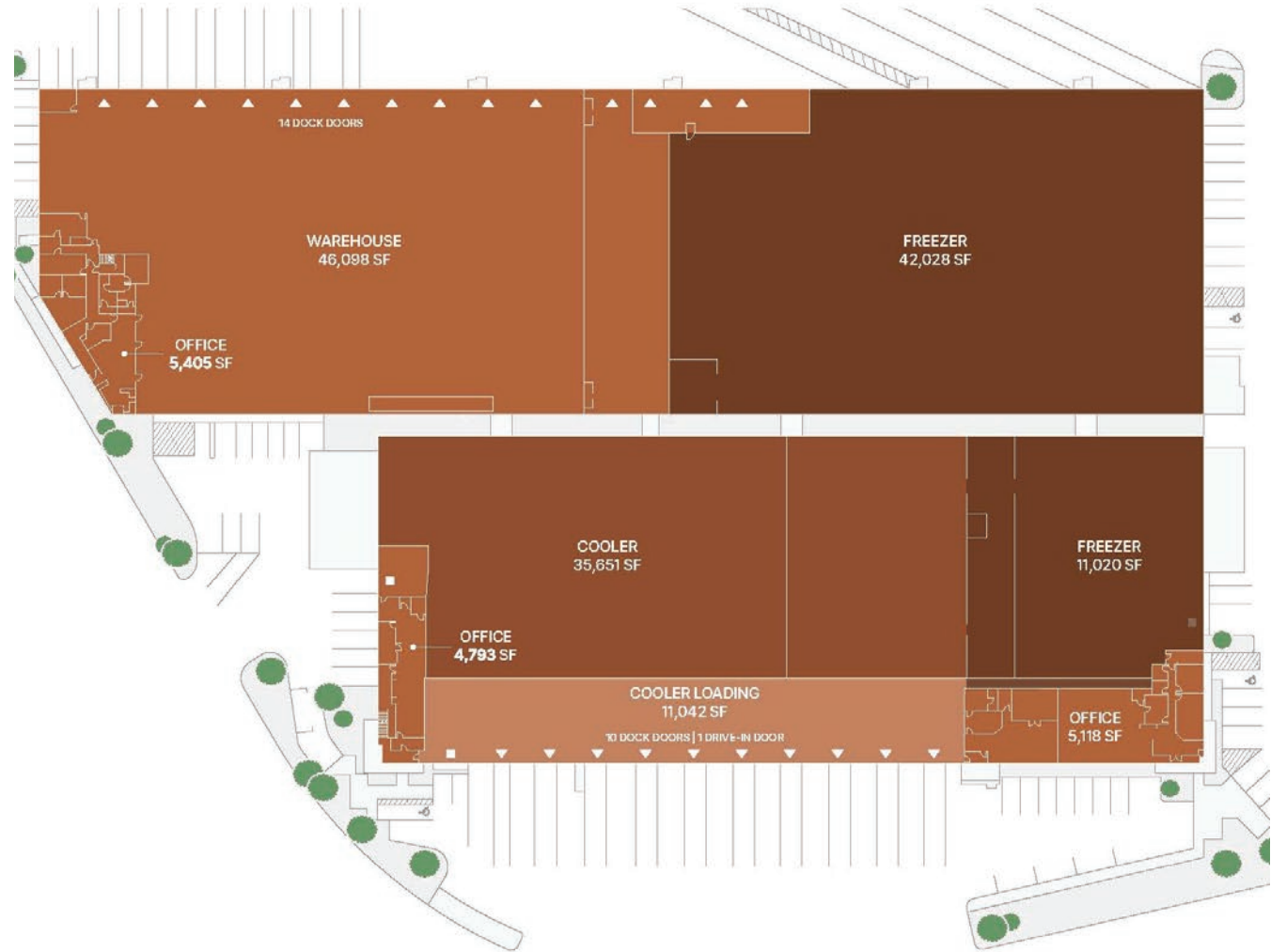
→ Total Freezer Area: 53,048 SF
16' - 20' Clear

→ Total Cooler Area: 46,693 SF
15' - 18' Clear

→ Total Warehouse Area: 46,908 SF
22' Clear

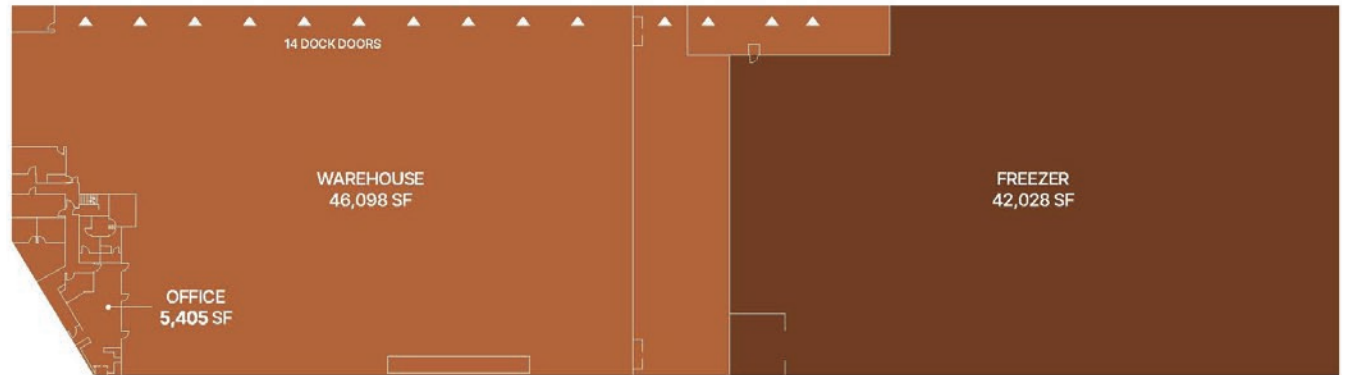
→ Loading:
24 Dock High Doors (3 pit, 20 EOD, 18 with seals)
1 Oversized Grade Door (16' x 14')
10 Trailer Parking Stalls

→ Cross Loaded Freezer/Cooler for efficient refrigerated distribution



2331 NE ARGYLE (NORTH BUILDING)

Total Building	91,080 SF
Office	2,954 SF
Mezzanine Office	2,451 SF
Freezer	42,028 SF
Warehouse	46,098 SF
Docks	14 Docks, 8 with Seals, 10 Edge of Dock, 3 In Pit



FOR LEASE

±91,080 SF

2401 NE ARGYLE (SOUTH BUILDING)

Total Building 65,280 SF

East Office 5,118 SF

Mezzanine Office 2,344 SF


West Office 2,449 SF

Freezer 11,020 SF

Cooler 35,651 SF

Cooler Loading 11,042 SF

Docks 10 Docks with Seals and Edge of Dock Levelers. 1 Oversized Grade




FOR LEASE

±65,280 SF



Committed to Driving Value for Our Customers

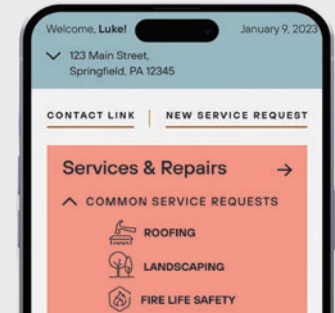


Best-in-Class Customer Service

Our on-the-ground regional teams provide you with local expertise, leveraging data-driven insights to find the right solutions for your business.

Link+

Our digital customer experience platform provides easy access to your property management teams, lease documents, billing and service requests. Sign up today!



500 Million
Square Foot
Portfolio

Properties with a Competitive Edge

Our scale, proprietary data and local relationships allow our 1,200+ skilled team members to help customers stay ahead of market trends.



Energy Solutions

Our comprehensive energy and utility management program enables customers to achieve savings and access our in-house sustainability experts. Enroll through Link+.



CONTACT INFORMATION

2331 - 2401 NE Argyle Street
Portland, OR 97211

Aaron Watt

aaron.watt@cushwake.com

+1 503 279 1779

Keegan Clay

keegan.clay@cushwake.com

+1 503 279 1704

This is not an offer or acceptance of an offer to lease space. A lease will only be offered or made in a written agreement signed by landlord. No representation or warranty of any kind is made by landlord unless set forth in a written definitive lease executed by the landlord.



LEASED BY

