

AVAILABLE FOR LEASE OR SALE

BIRTCHEER BUSINESS PARK AT BELLEGRAVE

10274 BIRTCHEER DRIVE

BUILDING #8

JURUPA VALLEY, CA 91752

10274



CUSHMAN &
WAKEFIELD

PROPERTY

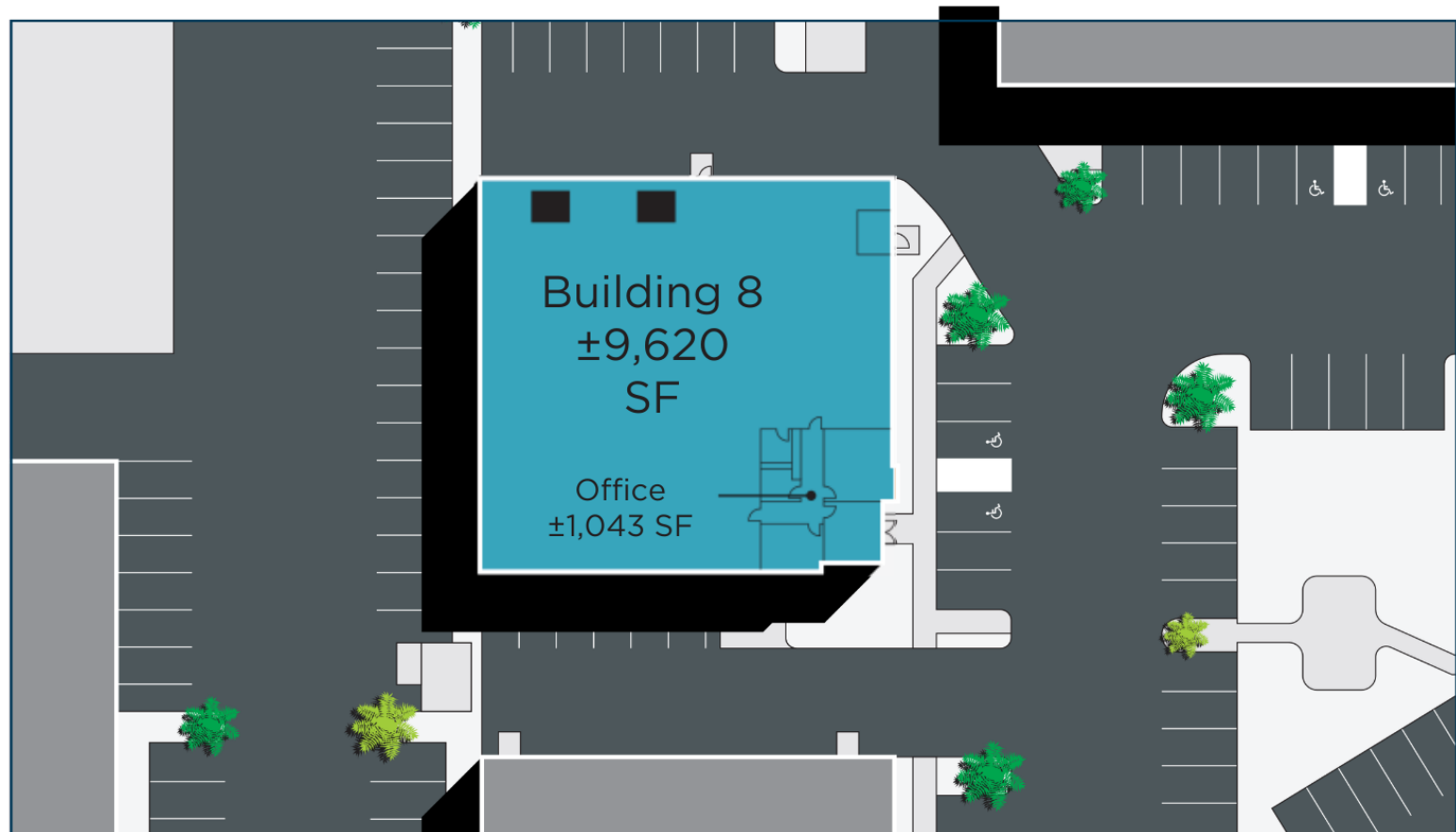


PROPERTY FEATURES

- Building Size: Freestanding $\pm 9,620$ SF
- Office Size: $\pm 1,043$ SF
- Ground Level Doors: 2- 12'x14'
- Clear Height: 14' Minimum
- Power: 400 Amps, 277/480 Volts
- Warehouse Lighting: 4' Strip Lighting
- Warehouse Ceiling: White-Scrim Foil Insulation
- Sky Lights: 6
- Fire Sprinkler Systems: .33 GPM/3000
- Parking: Ample on-site parking
- Yard: Large Secured Yard
- Location: Less than 2 miles from I/15/Hwy 60 Interchange

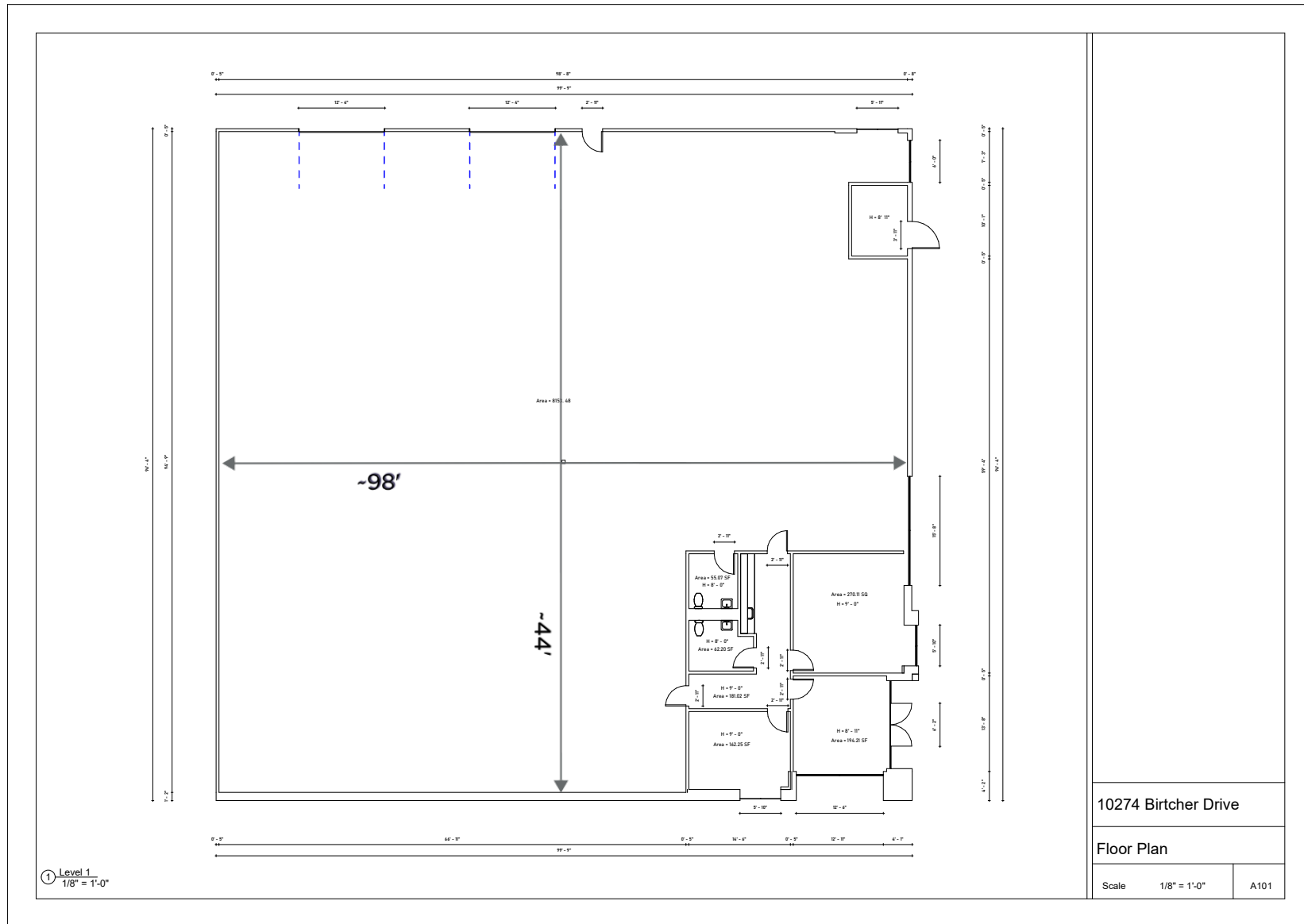
PROPERTY

SITE PLAN

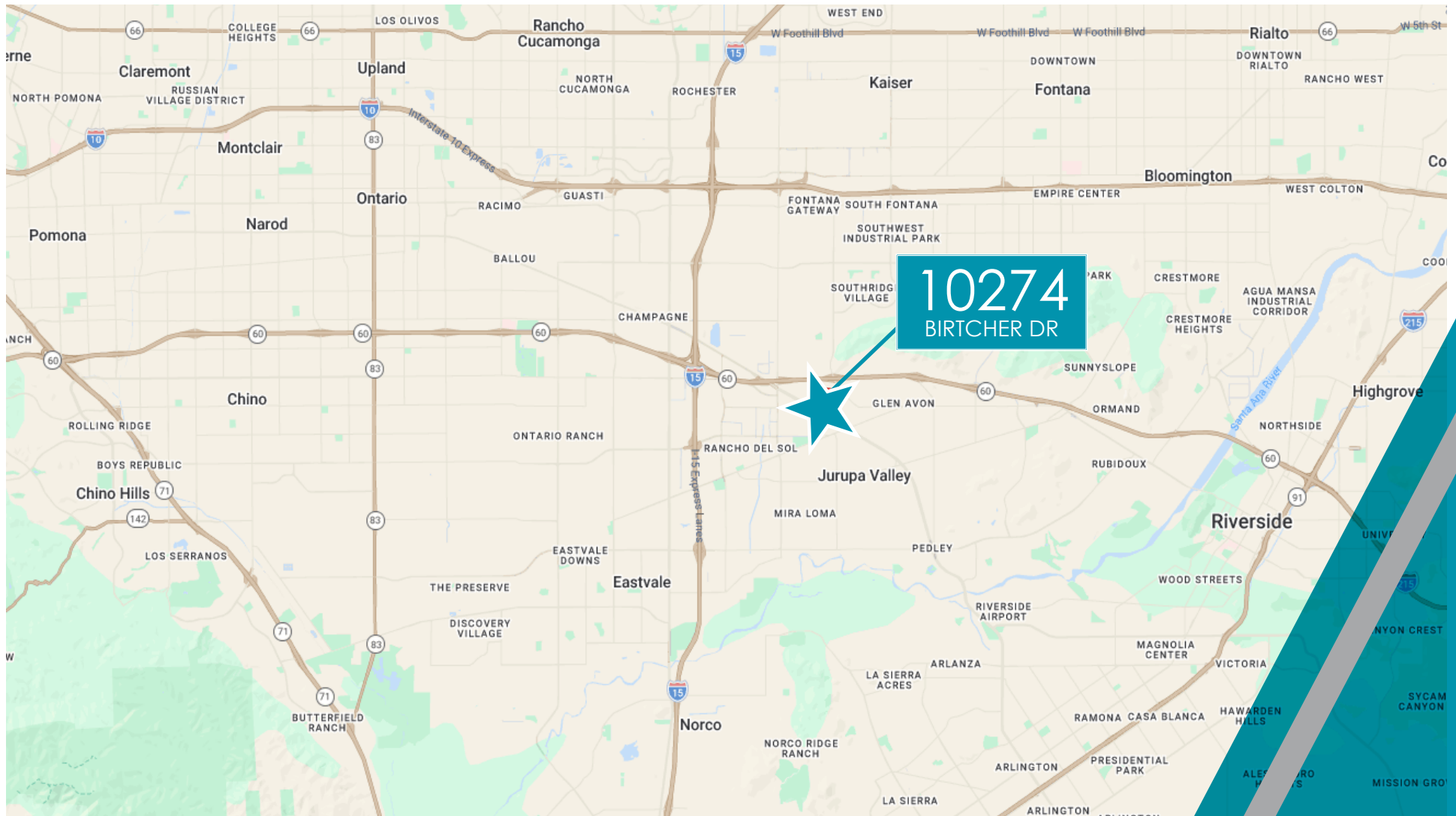



PROPERTY

FLOOR PLAN



AERIAL MAP





10274

For more information, please contact:

TAL SIGLAR, SIOR, CCIM
909 942 4680
tal.siglar@cushwake.com
Lic. #01229412

PATRICK CASANI
626 379 7145
patrick.casani@cushwake.com
Lic. #02223488

©2023 Cushman & Wakefield. All rights reserved. The information contained in this communication is strictly confidential. This information has been obtained from sources believed to be reliable but has not been verified. NO WARRANTY OR REPRESENTATION, EXPRESS OR IMPLIED, IS MADE AS TO THE CONDITION OF THE PROPERTY (OR PROPERTIES) REFERENCED HEREIN OR AS TO THE ACCURACY OR COMPLETENESS OF THE INFORMATION CONTAINED HEREIN, AND SAME IS SUBMITTED SUBJECT TO ERRORS, OMISSIONS, CHANGE OF PRICE, RENTAL OR OTHER CONDITIONS, WITHDRAWAL WITHOUT NOTICE, AND TO ANY SPECIAL LISTING CONDITIONS IMPOSED BY THE PROPERTY OWNER(S). ANY PROJECTIONS, OPINIONS OR ESTIMATES ARE SUBJECT TO UNCERTAINTY AND DO NOT SIGNIFY CURRENT OR FUTURE PROPERTY PERFORMANCE.

