
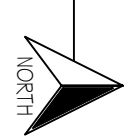


1 POWER PLAN - OFFICE  
SCALE: 1/4" = 1'-0"




2 POWER PLAN - WAREHOUSE  
SCALE: 1/8" = 1'-0"



REV.	REVISIONS	DATE

**JAMES F. GIANNINI & ASSOCIATES**  
 Architecture • Engineering • Design/Build  
 1382 S. Cloverleaf Road • Porter, Indiana 46304  
 219.728.7439 • www.jfgassociates.com



RAILSIDE LOT 18A  
 13651 ALEXANDER STREET  
 CEDAR LAKE, IN 46303  
 DRAWN BY: JWD  
 REVIEWED BY: RJM  
 DATE: 10/27/25

SHEET  
 E-1.1