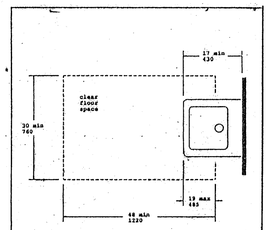

FIG. 32
Clear Floor Space at Lavatories

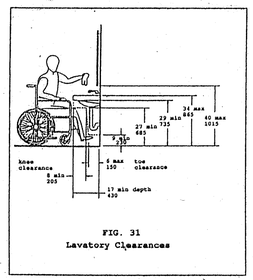

FIG. 31
Lavatory Clearances

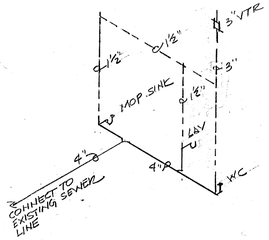

PLUMBING ISOMETRIC

LEGEND

- 2'X4' LAY-IN FLUORESCENT FIXTURE (4-TUBE) NL- INDICATES 1½ HR. BATTERY BACKUP
- 1'X4' SURFACE MTD. FLUOR. FIXTURE (2-TUBE) NL- INDICATES 1½ HR BATTERY BACK-UP.
- 8' SURFACE MOUNTED FLUOR. FIXTURE (2-TUBE) NL- INDICATES 1½ HR. BATTERY BACK-UP.
- EMERGENCY EXIT LIGHT W/ 1½ HR. BATTERY BACK-UP
- EMERGENCY LIGHT W/ 1½ HR BATTERY BACK-UP
- WALL MTD. METAL HALIDE LIGHT - 75 W
- RECESSED CAN LIGHT - 75W
- DUPLEX OUTLET

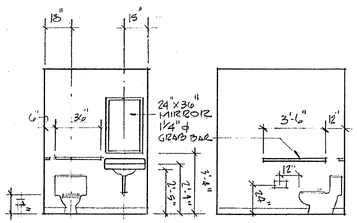

TOILET ROOM ELEVATIONS
1/4" = 1'-0"

WALL TYPES

A - 3 5/8" ST. STUDS @ 24" O/C, W/1/2" G.B., ONE SIDE ONLY. WALL TO UNDERSIDE OF ROOF DECK, 16'-0" +/-; INSTALL 4" SOUND BATTS FULL HT. ; FINISH TO RECEIVE PAINT

B - 6" ST. STUDS @ 24" O/C W/1/2" MRGB, ONE - SIDE ONLY, WALL TO UNDERSIDE OF ROOF DECK; INSTALL 4" SOUND BATTS; FINISH TO RECEIVE PAINT

C - 3 5/8" ST. STUDS @ 24" O/C W/MRGB INSIDE AND 1/2" G.B. OUTSIDE; WALL TO BE 8'-0" AFF W/4" SOUND BATTS

D - EXISTING 3 1/2" WD. STUD WALL. INSTALL 1/2" MRGB INSIDE TOILET ROOM; EXISTING 1/2" G.B. ON OFFICE SIDE TO REMAIN; SKIM COAT AND FINISH TO RECEIVE PAINT.

E - EXISTING 3 1/2" WD. STUD WALL W/1/2" G.B. @ SALES SIDE; EXPOSED STUDS ON STORE ROOM SIDE; WALL TO REMAIN; SKIM COAT EXIST. G.B. ON SALES SIDE; FINISH TO RECEIVE PAINT

F - 3 5/8" ST. STUDS @ 24" O/C W/1/2" G.B. BOTH SIDES; WALL TO 12'-0" AFF; FINISH TO RECEIVE PAINT

G - 2 1/2" ST. STUDS @ 24" O/C W/1/2" G.B. ONE SIDE; WALL TO BE BUILT AGAINST EXIST. CMU; WALL TO CMU; WALL TO BE 12'-0" AFF.

H - EXIST. EXPOSED CMU TO REMAIN , AS IS

I - EXIST. ALUM/GLASS 10'-0" AFF; EXIST. G.B. ABOVE WINDOW 2'-0" HIGH TO REMAIN AS IS.

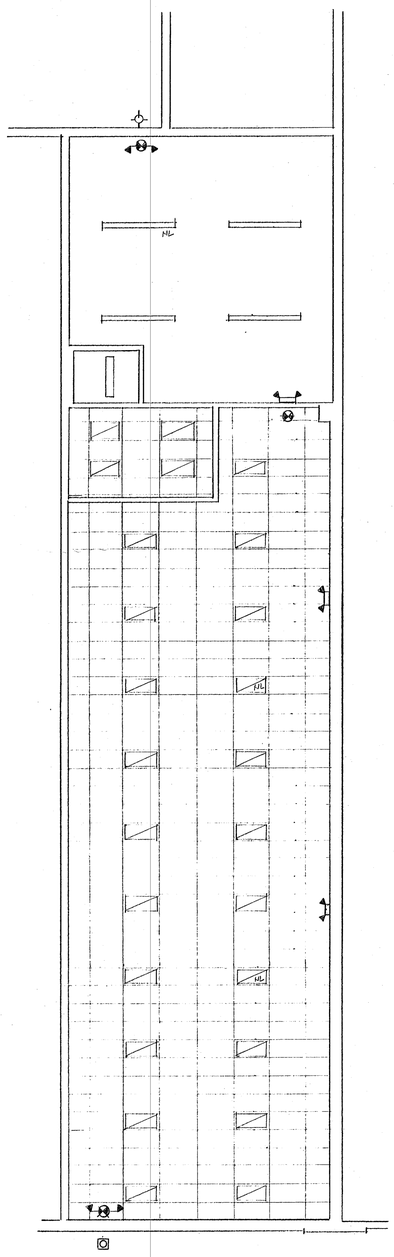

REFLECTED CEILING PLAN
1/8" = 1'-0"

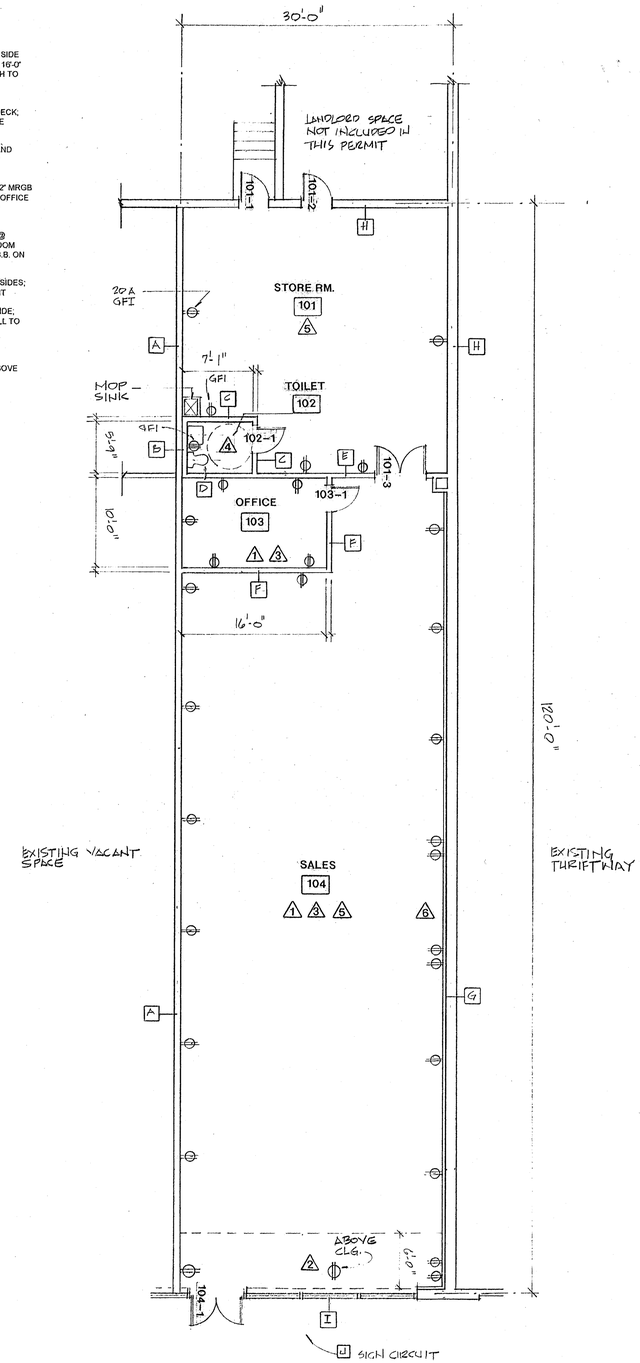

FLOOR PLAN
1/8" = 1'-0"

DOOR SCHEDULE

DOOR NUMBER	DOOR SIZE	DOOR MATERIAL	DOOR TYPE	FRAME MATERIAL	FRAME TYPE	HARDWARE TYPE	REMARKS
101-1	3'-0" x 7'-0" x 1 3/4"	HM		HM		1	EXISTING DOOR
101-2	3'-0" x 7'-0" x 1 3/4"	HM		HM		3	EXISTING DOOR
101-3	(2)3'-0" x 7'-0" x 1 3/4"	HM		HM		4	
102-1	3'-0" x 7'-0" x 1 3/4"	HM		HM		2	
103-1	3'-0" x 7'-0" x 1 3/4"	HM		HM		3	
104-1	(2)3'-0" x 7'-0" x 1 3/4"	ALUM		ALUM		4	EXISTING DOOR

HARDWARE SET #1
1 1/2 PR. HEAVY DUTY HINGES, NRP
1 CLOSER
1 MORTISE LOCKSET, KEYED O/S THUMBTURN I/S, ALWAYS FREE I/S
1 KEY GUARD
THRESHHOLD
WEATHERSTRIPPING

HARDWARE SET #2
1 1/2 PR. HINGES
1 CLOSER
1 PRIVACY LOCKSET
KICKPLATES, BOTH SIDES
1 ACRYLIC SIGN, HCP

HARDWARE SET #3
1 1/2 PR. HINGES
1 LOCKSET; KEYED O/S, PUSH BUTTON I/S AND ALWAYS FREE I/S

HARDWARE SET #4
3 PR. HINGES, NRP
2 CLOSERS
2 SETS PUSH/PULLS
1 LOCKSET; KEYED O/S, THUMBTURN I/S
1 SET TOP & BOTTOM FLUSH BOLTS

HARDWARE SET #5
1 1/2 PR. HINGES
1 CLOSER
1 PASSAGE SET

HARDWARE NOTES:
1 FINISH TO BE US26D, UNO.
2 KNOBS TO BE LEVER TYPE HANDLES.
3 DOOR MANUFACTURER TO SUPPLY HARDWARE ON ANODIZED ALUMINUM DOORS; TO MATCH FINISH ON DOORS.
4 THUMBTURNS TO BE OVERSIZED.

LEGEND

A.T.	ACOUSTICAL TILE
CONC.	SEALED CONCRETE SLAB
C.T.	CERAMIC TILE
EXP. STR.	EXPOSED STRUCTURE
G.B.	GYPSUM BOARD
VINYL	4" VINYL COVE BASE

ROOM FINISH SCHEDULE

ROOM NUMBER	ROOM NAME	WALLS FLOOR	WALLS BASE	WALLS CONSTR.	WALLS FINISH	CEILING CONSTR.	CEILING FINISH	CEILING HEIGHT	REMARKS
101	STORE ROOM	CONC.	VINYL	CMU	PTD.	EXP. STR.	-	-	
102	TOILET	VCT	VINYL	MRGB	PTD.	A.T.	PTD.	8'-0"	
103	OFFICE	CARPET	VINYL	G.B.	PTD.	A.T.	-	EXIST.	
104	SALES	CARPET	VINYL	G.B.	PTD.	A.T.	-	EXIST.	

GENERAL NOTES

1. EXISTING CEILING GRID TO REMAIN. INSTALL NEW PADS IN SALES AND OFFICE.
2. +/- 6' X 30' OF NEW 2' X 4' GRID REQUIRED.
3. INSTALL 2' X 4' LAY-IN TYPE, FLUORESCENT LIGHT FIXTURES, SUPPLIED BY OWNER.
4. NEW 2' X 4' A.T. CEILING IN TOILET ROOM AT 8'-0" AFF.
5. RELOCATE EXISTING SPRINKLER HEADS AS REQUIRED TO MEET CODE.
6. REMOVE EXISTING DRYWALL AND WD. FURRING FROM NORTH WALL OF SALES.
7. ALL WORK SHALL BE DONE IN ACCORDANCE WITH THE OHIO BASIC BUILDING CODE AND ANY OTHER GOVERNING AUTHORITY.
8. DO NOT SCALE DRAWINGS; USE WRITTEN DIMENSION(S).
9. CONTRACTOR SHALL BE RESPONSIBLE FOR OBTAINING ALL PERMITS REQUIRED TO COMPLETE THIS PROJECT.
10. CONTRACTOR SHALL FIELD VERIFY ALL DIMENSIONS PRIOR TO COMMENCEMENT OF ANY WORK.
11. ALL ELECTRICAL WORK SHALL BE DONE IN ACCORDANCE AND COMPLIANCE WITH CURRENT EDITION OF THE NATIONAL ELECTRIC CODE, AND ANY OTHER AGENCY HAVING AUTHORITY.
12. PROVIDE EMERGENCY AND EGRESS LIGHTING WITH BATTERY BACKUP.
13. PROVIDE 10 LB. ABC FIRE EXTINGUISHERS AT LOCATIONS AS DESIGNATED BY THE LOCAL FIRE MARSHALL.
14. CONTRACTOR SHALL PROVIDE ALL MATERIALS AND LABOR FOR A COMPLETE PROJECT WHETHER SO SPECIFIED OR NOT IN THESE DOCUMENTS.
15. MECHANICAL REQUIREMENTS: O/S AIR TO EQUAL 0.30 cfm/sf (OBBC MECH 1604.3)
TOTAL S.F. = 3,600 X 0.30 cfm
= 1,080 cfm OUTSIDE AIR REQ'D

CODE INFORMATION

BUILDING LOCATION: MASON SHOPPING CENTER
U. S. ROUTE 42
MASON, OHIO

USE GROUP CLASSIFICATION: M - MERCANTILE

SQUARE FOOTAGE: 3,600 SF

MIN. DESIGN LOADS: FLOOR - 150 PSF

FIRE PROTECTION SYSTEM: 10# ABC FIRE EXTINGUISHERS AT LOCATIONS DESIGNATED BY THE FIRE MARSHALL; MIN. (2) UNITS W/MOUNTING DEVICES/BRACKETS

INTERIOR FINISH REQUIREMENTS:

USE GROUP	EXIT ACCESS	ROOM OR ENCLOSED SPACE
M	II	III - WALLS, CEILING, FLOORING DOC FF-1 - CARPETING

100% OF BUILDING TO HAVE AUTOMATIC SPRINKLER SYSTEM

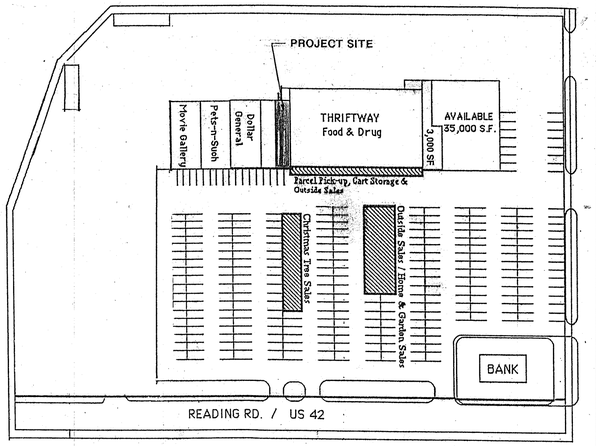

MASON SHOPPING CENTER

STATE OF OHIO
MARCIA
PROKOPOVICH
6358
REGISTERED ARCHITECT

Sherry Architect & Planner
415 glensprings drive, suite 302
cincinnati, oh 45246
(513)825-8300 fax (513) 825-0300

TENANT FINISH
BLINDS DIRECT
MASON SHOPPING CENTER
ROUTE 42 MASON,OHIO

date
9-15-97

sheet title

sheet number
A-1

97-061