

A CUSHMAN & WAKEFIELD LONG ISLAND INDUSTRIAL ADVISORY TEAM LEASING OPPORTUNITY

145 CANDLEWOOD ROAD

BAY SHORE, NEW YORK

± 222,219 SF AVAILABLE IMMEDIATELY | DIVISIBLE TO 50,000 SF+ | 40' CLEAR



CLASS A SPECS AT A DISCOUNT TO NEW CONSTRUCTION



PROPERTY DESCRIPTION

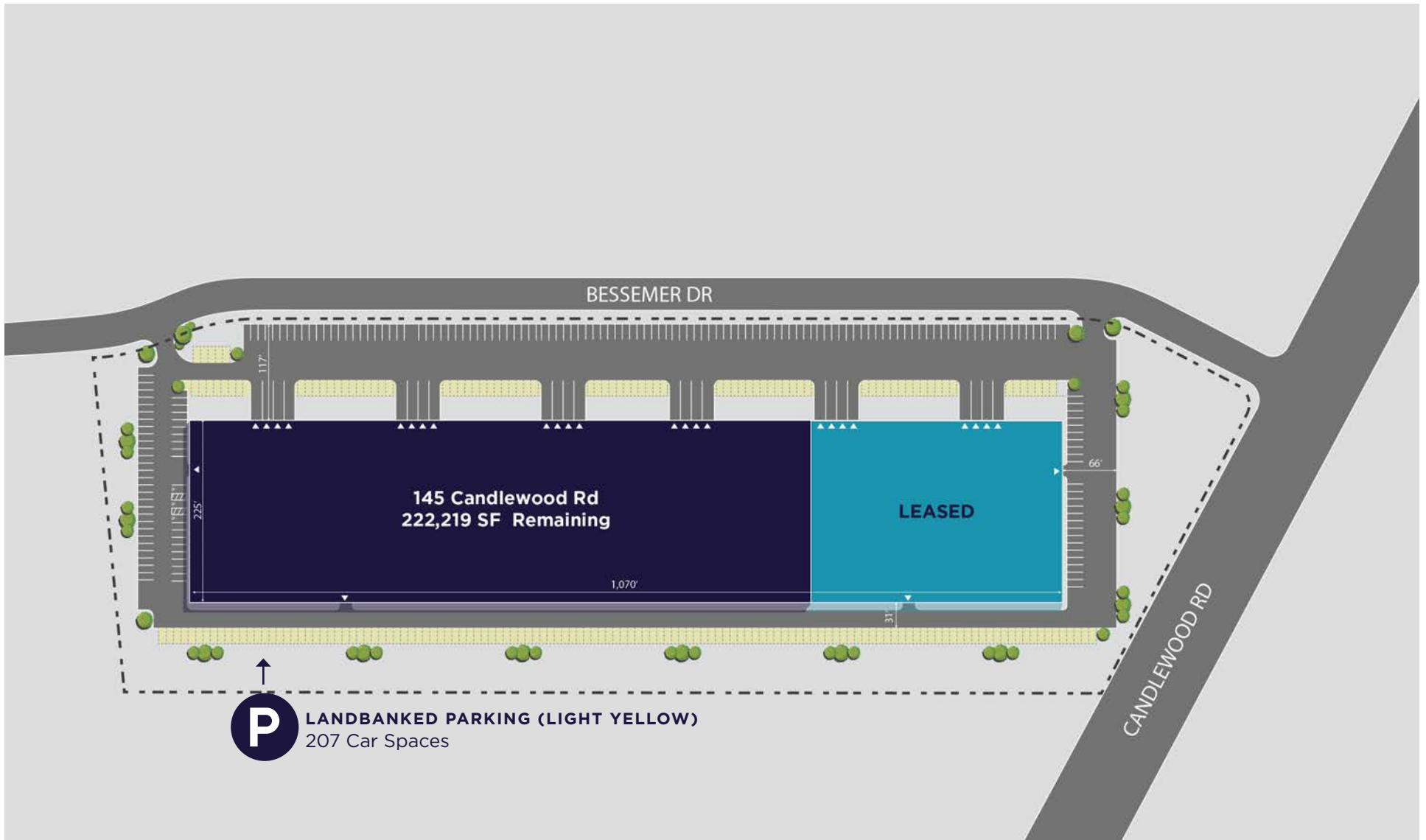
AVAILABLE SIZE	± 222,219 SF (Division options greater than 50,000 SF available)
ACREAGE	± 13.80 Acres
OFFICE SF	Built To Suit
CLEAR HEIGHT	40'
LOADING DOCKS	16 Dock High Doors
DRIVE INS	2 Drive-Ins
POWER	5,000 Amps 480V 3 Phase
PARKING	109 Car Stalls (Existing) Expandable to 316
SPRINKLERS	ESFR
LIGHTING	LED
ELEVATOR CAPACITY	Two (2) 2,000 LB Material Lifts
REAL ESTATE TAXES	\$1.52 PSF
LEASE PRICE	\$16.25 PSF Net




COMPLETED IMPROVEMENTS

- Upgraded Dock Packages
- New Exterior & Interior Paint
- Fresh Asphalt for Parking Lot
- New Landscaping
- New Signage
- New Sidewalks & Ramping

SITE PLAN

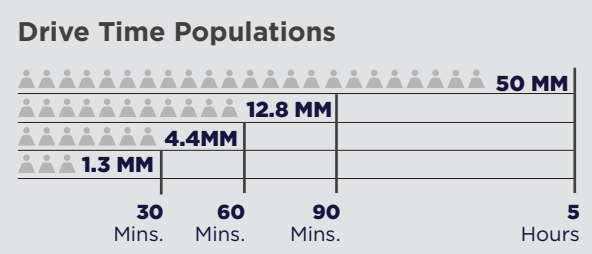




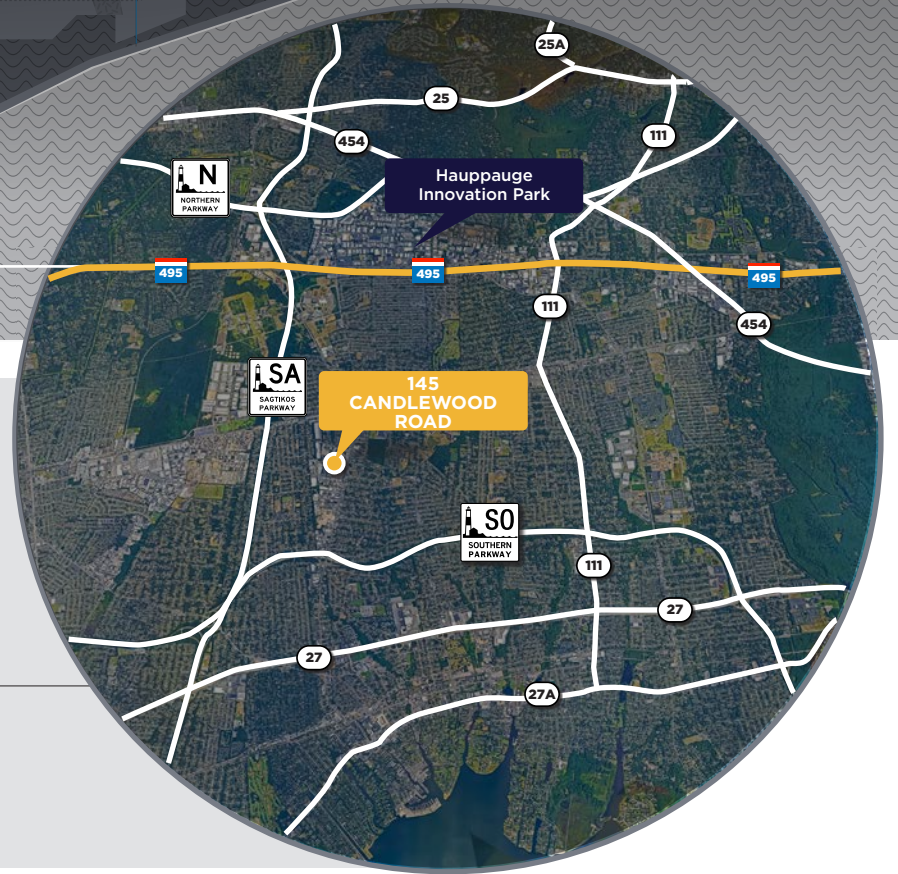
ACCESSIBILITY & CONNECTIVITY



DESTINATION	DISTANCE
Deer Park LIRR	1.5 Miles
Southern State Parkway	1.8 Miles
Long Island Expressway	3.6 Miles
Northern State Parkway	4.2 Miles
Queens	24.7 Miles
JFK Airport	34.2 Miles
Brooklyn	35.2 Miles
LaGuardia Airport	38.8 Miles
Manhattan	39.1 Miles
Port Newark	59.6 Miles



Impressive Walk To Work Labor Pool Within A 5 Mile Radius Of The Site



CLASS A SPECS AT A DISCOUNT TO NEW CONSTRUCTION

145 CANDLEWOOD ROAD
BAY SHORE, NY

FOR MORE INFORMATION, **CONTACT:**

FRANK FRIZALONE, SIOR
+1 631 425 1242
Frank.Frizalone@cushwake.com

NICHOLAS GALLIPOLI
+1 631 425 1217
NickG@cushwake.com

THOMAS DELUCA
+1 631 425 1237
Thomas.Deluca@cushwake.com

JOHN GIANNUZZI
+1 631 425 1228
John.Giannuzzi@cushwake.com

DAVID FRATTAROLI
+1 516 859 6396
David.Frattaroli@cushwake.com

AUSTIN FITZPATRICK
+1 631 655 2789
Austin.Fitzpatrick@cushwake.com



**PROPERTY
WEBSITE**

