



RETAIL PROPERTY FOR LEASE

NORTH HAMPTON MARKET

6003 - 6005 WADE HAMPTON BOULEVARD, TAYLORS, SC 29687



NORTH HAMPTON MARKET

6003 - 6005 WADE HAMPTON BOULEVARD, TAYLORS, SC 29687

PROPERTY OVERVIEW



OFFERING SUMMARY

Available SF:	1,400 SF
Lease Rate:	Please Call
Building Size:	114,954 SF
Zoning:	C-3 Commercial
Year Built:	2004

AVAILABLE SPACE SF

Unit 9	1,400 SF
--------	----------

PROPERTY OVERVIEW

This Target and Hobby Lobby anchored power center is the dominant retail center in this shopping corridor with over 3.28 million annual visitors. Positioned along Wade Hampton Blvd with exceptional visibility and access, this center consistently ranks among the top-performing locations in the state for its anchor tenants.

PROPERTY HIGHLIGHTS

- #1 most visited PetSmart in the state
- 4th most visited Hobby Lobby in the state
- 5th most visited Target in the state
- Traffic counts of 40,200 VPD
- Excellent visibility with six points of ingress and egress
- 3.28 million annual visitors, 273,500 monthly visitors

SITE PLAN

1	WING STOP	2,000 SF	10	DOLLAR TREE	7,400 SF
2	MATTRESS FIRM	4,000 SF	14	HOBBY LOBBY	58,000 SF
4	VAPE PRO	2,000 SF	15	PETSMART	19,150 SF
5	MOE'S SOUTHWEST GRILL	2,400 SF	16	HIBBET SPORTING GOODS	5,200 SF
6	BLOOD CONNECTION	1,200 SF	17	VISIONWORKS	4,804 SF
7	BLOOD CONNECTION	1,200 SF	18	THE JOINT	1,200 SF
8	MODERN NAILS	1,400 SF	19	T-MOBILE	2,400 SF
9	AVAILABLE	1,400 SF	21	T-MOBILE	1,200 SF



NORTH HAMPTON MARKET

6003 - 6005 WADE HAMPTON BOULEVARD, TAYLORS, SC 29687

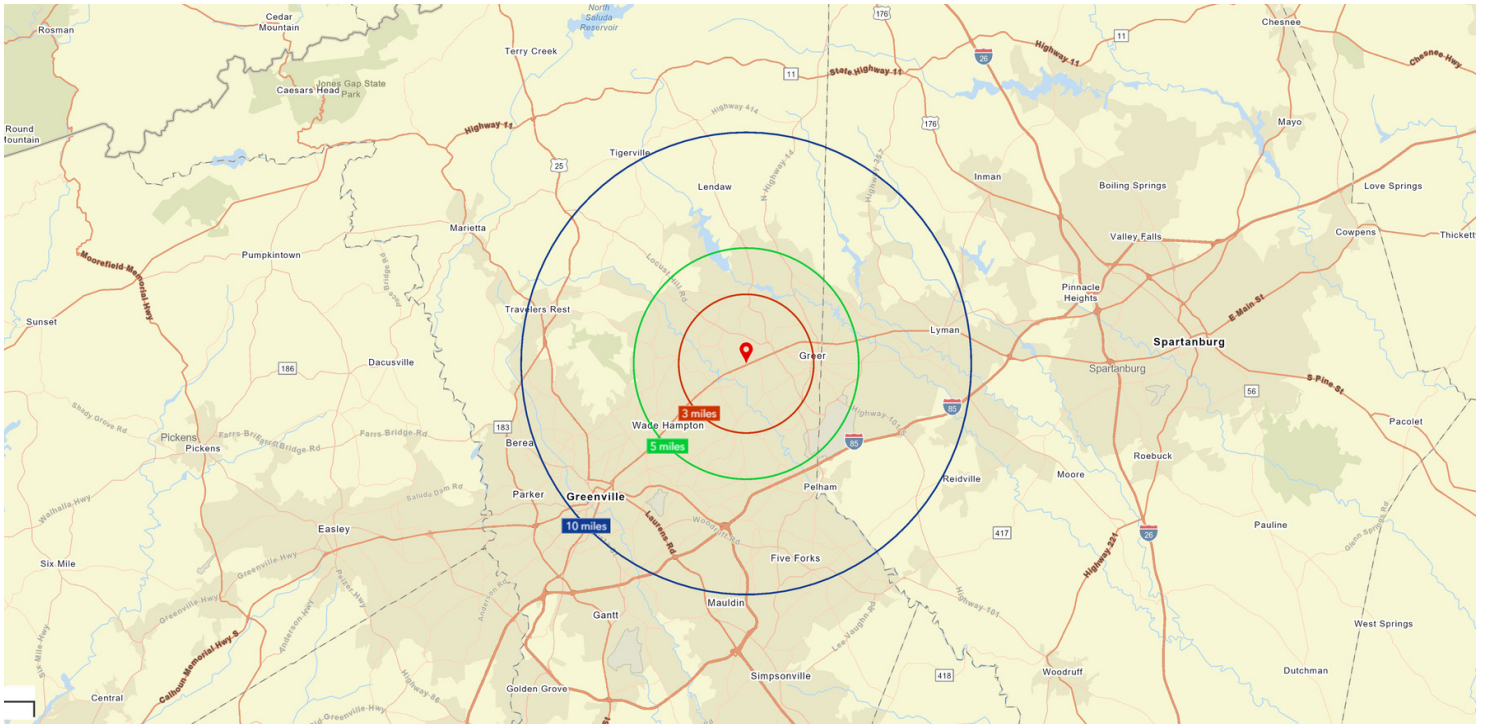
ADDITIONAL PHOTOS



NORTH HAMPTON MARKET

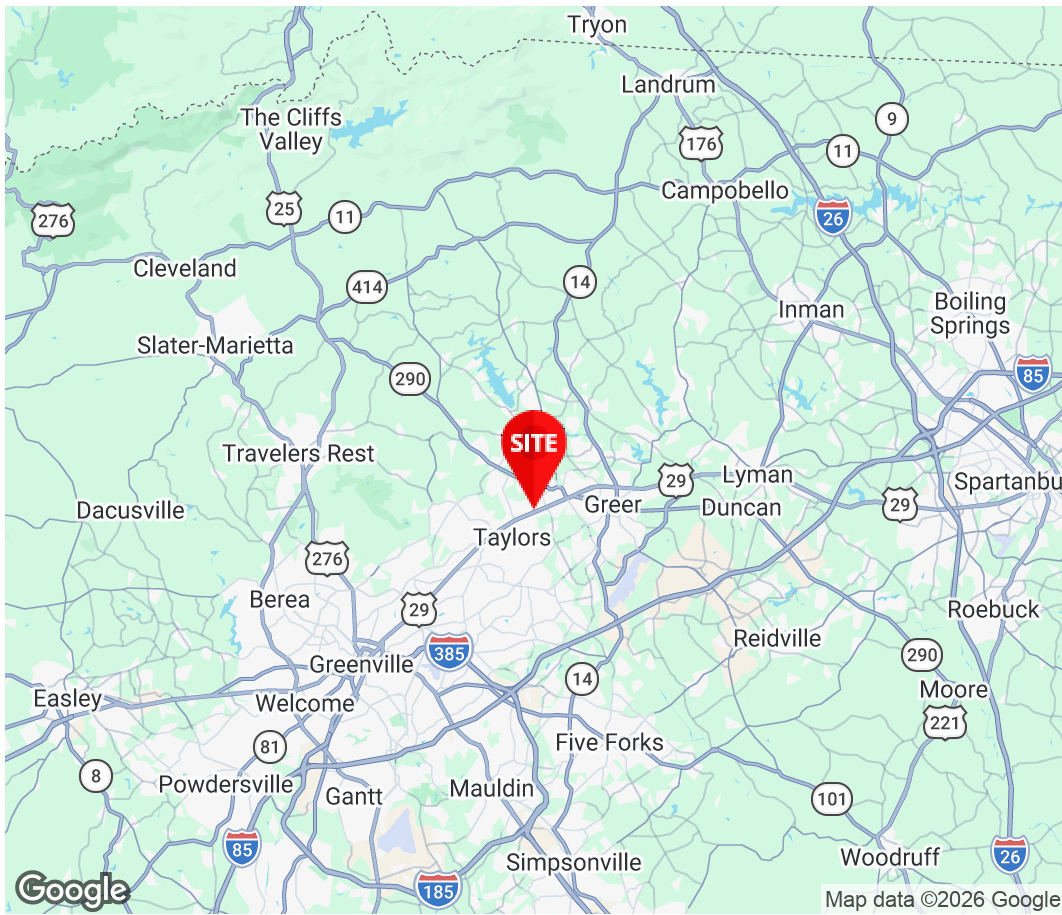
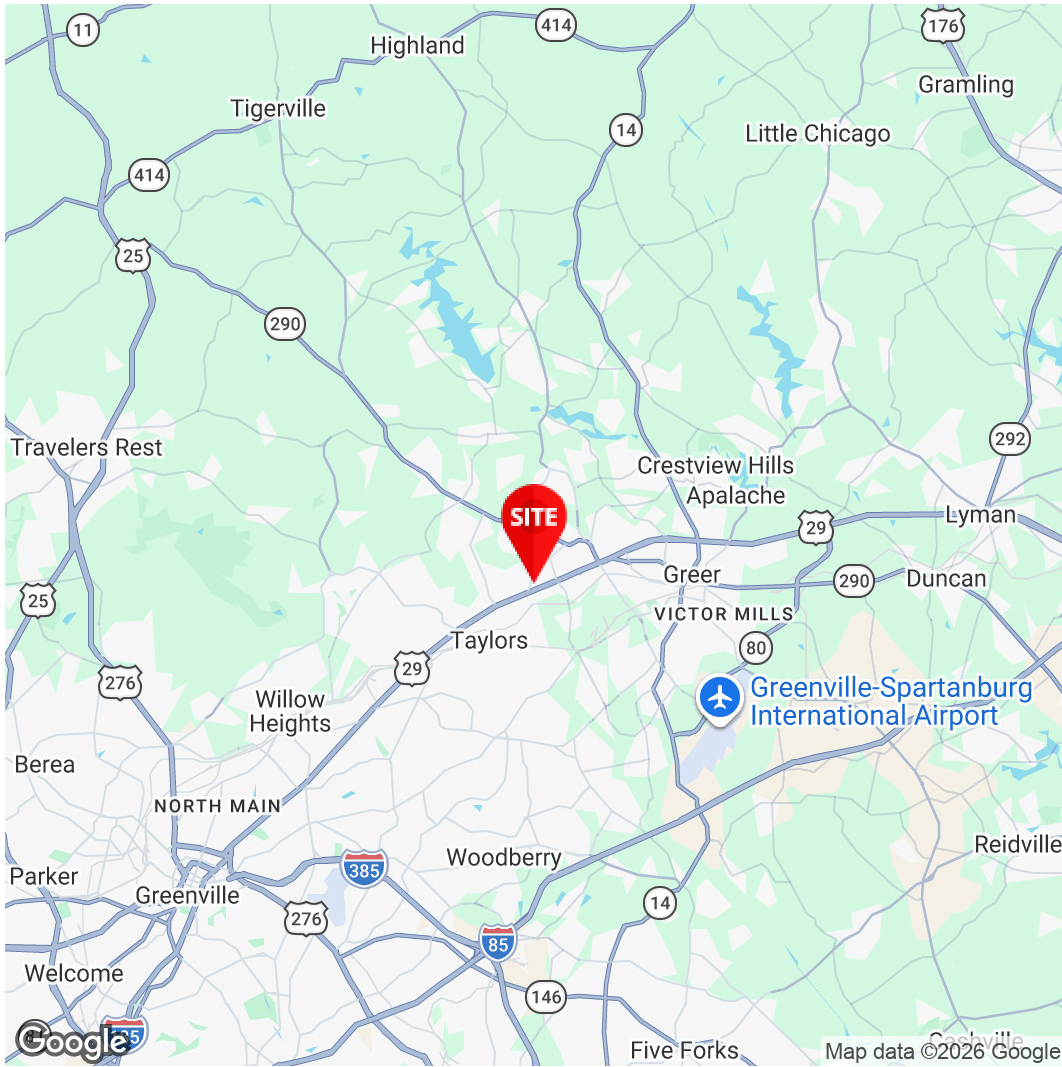
6003 - 6005 WADE HAMPTON BOULEVARD, TAYLORS, SC 29687

DEMOGRAPHICS



Demographic Summary	3 miles	5 miles	10 miles
Population	46,311	124,000	356,578
Daytime Population	41,370	106,408	412,234
Households	19,130	50,736	149,311
Families	38,058	102,784	277,567
Average Household Size	2.41	2.43	2.34
Median Age	39.3	39.9	38.8
Renter Occupied Housing Units	4,975	13,616	51,220
Owner Occupied Housing Units	14,155	37,120	98,091
Average Household Income	\$104,318	\$107,910	\$116,787
Median Household Income	\$81,644	\$82,622	\$81,989
Businesses	1,468	3,581	15,909

2025-2030 Summary	3 miles	5 miles	10 miles
Population	1.2%	1.3%	1.5%
Households	1.6%	1.7%	1.9%
Families	1.2%	1.2%	1.4%
Owner Occupied Housing Units	1.9%	1.9%	2.1%



Charles S. Neil, CCIM
Principal
980.819.0119
Charles.Neil@Divaris.Com

The information contained herein should be considered confidential and remains the sole property of Divaris Real Estate, Inc. at all times. Although every effort has been made to ensure accuracy, no liability will be accepted for any errors or omissions. Disclosure of any information contained herein is prohibited except with the express written permission of Divaris Real Estate, Inc.