

WESTSIDE CENTER

5320 W. 23rd Street | St. Louis Park, MN



NEWMARK

 **Capital Partners**

Modern < Industrial < Accessible

Located at the intersection of HWY 394 and HWY 100, West End is an optimal place for action in the Twin Cities Suburbs. With polished cement floors, large garage-style glass windows, high ceilings and open floor plans, Westside Center creates a work environment that every employee seeks.





197,258 SF

creative redevelopment



CEILING HEIGHT:

16' - 20'



SPACE AVAILABLE:

Suite 205 Suite 235

6,449 RSF 4,356 RSF



LEASE RATE:

\$24.00/SF



2026 TAX/OPEX:

\$10.13/SF

including utilities



PARKING:

4/1000



Customizable Spaces < Collaborative Amenities



Fitness Center



Free Surface Parking



Outdoor Patio



Indoor Bike Storage



Large Garage
Door Windows



Open Floor Plans




Shower Rooms



3rd Workspaces



Exposed Ceiling &
Polished Concrete







westend
THE SHOPS AT WEST END

HAND & STONE
MANAGER FLOUR BAKING

RH

PUNCH BOWL SOCIAL

Rojo
MEXICAN GRILL

ANTHROPOLOGIE

ICON

Yard House

CRAVE
CATERING & EVENTS

HOPE BREAKFAST BAR

the Local

loop

Cub FOODS

Lee Ann Chin

Arbys

Costco

THE HOME DEPOT

PET SMART

Office DEPOT

Orangetheory FITNESS

LIFETIME FITNESS

Caribou COFFEE

crumbl cookies

FedEx Office

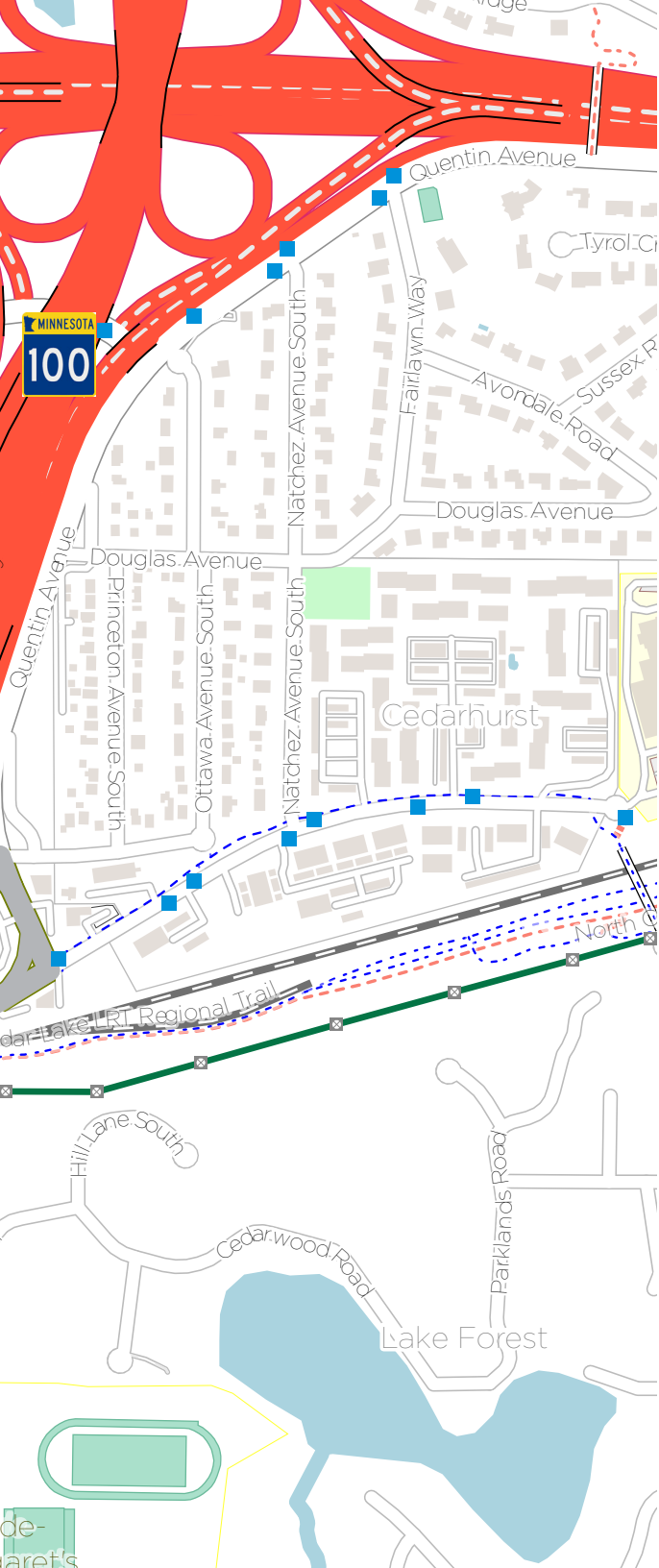
ExtraSpace Storage

NEW HORIZON ACADEMY



INTERSTATE
394

MINNESOTA
100



Suburban Neighborhood Urban Convenience

Located in affluent St. Louis Park, Westside Center is situated in the “sweet spot” of the Minneapolis Metro. With easy access to major highways and biking trails, Westside Center’s tenants are minutes away from abundant shopping, dining, entertainment and housing options. This is the perfect location to work where you live and love where you work!



4 Miles To
Minneapolis CBD



50+
Shops, Bars
& restaurants



52
City parks



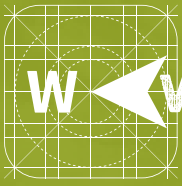
15 Miles from
MSP Airport



24 Miles of
Trails



1,263
Apartment units
536 Under Construction
In The West End



WESTSIDE CENTER

5320 W. 23rd Street | St. Louis Park, MN

FOR MORE INFORMATION, CONTACT:

STEVE SHEPHERD SIOR
Senior Managing Director

T +1 612 430 9973
steve.shepherd@nmrk.com

MATT ELDER CCIM, SIOR
Senior Managing Director

T +1 612 430 9974
matt.elder@nmrk.com

Procuring broker shall only be entitled to a commission, calculated in accordance with the rates approved by our principal only if such procuring broker executes a brokerage agreement acceptable to us and our principal and the conditions as set forth in the brokerage agreement are fully and unconditionally satisfied. Although all information furnished regarding property for sale, rental, or financing is from sources deemed reliable, such information has not been verified and no express representation is made nor is any to be implied as to the accuracy thereof and it is submitted subject to errors, omissions, change of price, rental or other conditions, prior sale, lease or financing, or withdrawal without notice and to any special conditions imposed by our principal.

NEWMARK

 **Capital Partners**