

LYON STAHL
INVESTMENT REAL ESTATE

SAMIMI
INVESTMENTS



OFFERING MEMORANDUM

751 CERRITOS AVE

LONG BEACH, CA 90813 10 UNITS \$2,850,000

CAMERON SAMIMI

310.259.7556

cameron@lyonstahl.com

CaIDRE #02035763

TABLE OF CONTENTS

CONFIDENTIALITY & DISCLAIMER

All materials and information received or derived from Samimi Investment Real Estate, LLC its directors, officers, agents, advisors, affiliates and/or any third party sources are provided without representation or warranty as to completeness, veracity, or accuracy, condition of the property, compliance or lack of compliance with applicable governmental requirements, developability or suitability, financial performance of the property, projected financial performance of the property for any party's intended use or any and all other matters.

Neither Samimi Investment Real Estate, LLC its directors, officers, agents, advisors, or affiliates makes any representation or warranty, express or implied, as to accuracy or completeness of the any materials or information provided, derived, or received. Materials and information from any source, whether written or verbal, that may be furnished for review are not a substitute for a party's active conduct of its own due diligence to determine these and other matters of significance to such party. Samimi Investment Real Estate, LLC will not investigate or verify any such matters or conduct due diligence for a party unless otherwise agreed in writing.

EACH PARTY SHALL CONDUCT ITS OWN INDEPENDENT INVESTIGATION AND DUE DILIGENCE.

Any party contemplating or under contract or in escrow for a transaction is urged to verify all information and to conduct their own inspections and investigations including through appropriate third party independent professionals selected by such party. All financial data should be verified by the party including by obtaining and reading applicable documents and reports and consulting appropriate independent professionals. Samimi Investment Real Estate, LLC makes no warranties and/or representations regarding the veracity, completeness, or relevance of any financial data or assumptions. Samimi Investment Real Estate, LLC does not serve as a financial advisor to any party regarding any proposed transaction. All data and assumptions regarding financial performance, including that used for financial modeling purposes, may differ from actual data or performance. Any estimates of market rents and/or projected rents that may be provided to a party do not necessarily mean that rents can be established at or increased to that level. Parties must evaluate any applicable contractual and governmental limitations as well as market conditions, vacancy factors and other issues in order to determine rents from or for the property.

Legal questions should be discussed by the party with an attorney. Tax questions should be discussed by the party with a certified public accountant or tax attorney. Title questions should be discussed by the party with a title officer or attorney. Questions regarding the condition of the property and whether the property complies with applicable governmental requirements should be discussed by the party with appropriate engineers, architects, contractors, other consultants and governmental agencies. All properties and services are marketed by Samimi Investment Real Estate, LLC in compliance with all applicable fair housing and equal opportunity laws.

TABLE OF CONTENTS

PROPERTY INFORMATION	3
PROPERTY PHOTOS	6
FINANCIAL ANALYSIS	11
SALE COMPARABLES	14
LOCATION INFORMATION	20

PROPERTY INFORMATION



751 Cerritos Ave - Long Beach, CA 90813

THE OFFERING



Pride of Ownership, 80's Construction - Current 6.56% CAP Rate and 10.60 GRM. Priced at only \$285k/unit, 751 Cerritos Ave is the ideal opportunity for any investor looking for a well-maintained asset with strong cash flow.

The property is comprised of (8) 2Bed+2Bath and (2) 1Bed+1Bath units - one 2Bed+2Bath unit is currently vacant. A handful of units have been renovated, including new floors, cabinets, appliances, bathrooms and fixtures. There is ample tuck-under parking and a laundry room on site.



The subject property is located just outside 6 Billion dollars worth of development flooding into Downtown Long Beach, including the Long Beach Civic Center, Long Beach Aquarium, OceanAire Project, CSULB Downtown Village, Broadway Block and Queen Mary Island.

PROPERTY INFORMATION

PROPERTY DETAILS

Address	751 Cerritos Ave Long Beach, CA 90813
Total Units	10
Total Building Sqft.	6,938 SF
Total Lot Size	7,338 SF
Year Built	1987
Zoning	LBR2N
APN	7266-004-043



INVESTMENT HIGHLIGHTS

- Current 6.56% Cap Rate & 10.60 GRM – 80's construction
- Priced at only \$285k/unit
- (8) 2Bed+2Bath and (2) 1Bed+1Bath units-One unit is currently vacant
- Perfect opportunity for exchange buyer looking for very low maintenance and high cash-flow

PROPERTY PHOTOS



751 Cerritos Ave - Long Beach, CA 90813

PROPERTY PHOTOS
PROPERTY PHOTOS



PROPERTY PHOTOS
PROPERTY PHOTOS

SAMIMI
INVESTMENTS

751 Cerritos Ave - Long Beach, CA 90813



PROPERTY PHOTOS
PROPERTY PHOTOS



PROPERTY PHOTOS
PROPERTY PHOTOS

SAMIMI
INVESTMENTS

751 Cerritos Ave - Long Beach, CA 90813



FINANCIAL ANALYSIS



FINANCIAL ANALYSIS

RENT ROLL

UNIT	BEDROOMS	BATHROOMS	RENT	MARKET RENT	LEASE END
1	1	1	\$1,904	\$2,000	-
2	2	2	\$2,754	\$2,800	-
3	2	2	\$2,232	\$2,800	-
4	2	2	\$2,179	\$2,800	-
5	2	2	\$2,250	\$2,800	Vacant
6	1	1	\$1,861	\$2,000	Section 8
7	2	2	\$2,285	\$2,800	-
8	2	2	\$2,250	\$2,800	Section 8
9	2	2	\$2,286	\$2,800	-
10	2	2	\$2,405	\$2,800	-
TOTALS			\$22,406	\$26,400	

FINANCIAL ANALYSIS SET UP SHEET

Property Address 751 Cerritos Ave			Annualized Operating Data	Current Rents	Market Rents
List Price:	\$2,850,000		Scheduled Gross Income:	\$268,872	\$316,800
Down Payment:	30.0%	\$855,000	Vacancy Rate Reserve:	\$8,066	\$9,504
Number of units:		10	Gross Operating Income:	\$260,806	\$307,296
Cost per Unit:		\$285,000	Expenses:	\$73,952	\$76,170
Current GRM:		10.60	Net Operating Income:	\$186,853	\$231,127
Market GRM:		9.00	Loan Payments:	\$141,232	\$141,232
Current CAP:		6.56%	Pre Tax Cash Flows:	\$45,622	\$89,895
Market CAP:		8.11%	Principal Reduction:	\$25,193	\$25,193
Year Built / Age:		1987	Total Return Before Taxes:	\$70,815	\$115,088
Approx. Lot Size:		7,338			
Approx. Gross RSF:		6,938			
Cost per Net RSF:		\$410.78			

*1 As a percent of Scheduled Gross Income
*2 As a percent of Down Payment

Proposed Financing				Scheduled Income						
First Loan Amount:	\$1,995,000	Amort:	30			Current Income		Market Income		
Terms:	5.85%	Fixed:	5	# of	Bdrms/	Notes	Monthly	Total Monthly	Monthly	Total
Payment:	\$11,769	DCR:	1.32	Units	Baths		Rent/Average	Income	Rent/Unit	Income
Annualized Expenses				1	1+1		\$1,904	\$1,904	\$2,000	\$2,000
*Estimated				1	2+2		\$2,754	\$2,754	\$2,800	\$2,800
New Taxes (New Estimated):	\$35,625			1	2+2		\$2,232	\$2,232	\$2,800	\$2,800
Maintenance (\$500/unit):	\$5,000			1	2+2	Vacant	\$2,179	\$2,179	\$2,800	\$2,800
Insurance (\$1.25/SF):	\$8,673			1	1+1	Section 8	\$2,250	\$2,250	\$2,800	\$2,800
Utilities (\$1300/unit/year):	\$13,000			1	2+2		\$1,861	\$1,861	\$2,000	\$2,000
Landscaping (\$75/mo):	\$900			1	2+2	Section 8	\$2,285	\$2,285	\$2,800	\$2,800
Property Management (4%):	\$10,755			1	2+2		\$2,250	\$2,250	\$2,800	\$2,800
				1	2+2		\$2,286	\$2,286	\$2,800	\$2,800
				1	2+2		\$2,405	\$2,405	\$2,800	\$2,800
Total Expenses:				Total Scheduled Rent:			\$22,406		\$26,400	
Expenses as %/SGI				Laundry			\$0		\$0	
Per Net Sq. Ft:				Garages			\$0		\$0	
Per Unit				Monthly Scheduled Gross Income:			\$22,406		\$26,400	
				Annualized Scheduled Gross Income:			\$268,872		\$316,800	
				Utilities Paid by Tenant:			Gas & Electric			

SALE COMPARABLES



751 Cerritos Ave - Long Beach, CA 90813

SALE COMPARABLES

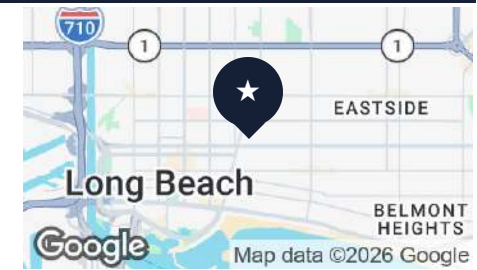
SALE COMPS



★ 751 CERRITOS AVE

Long Beach, CA 90813

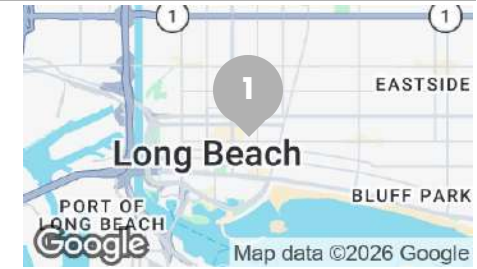
Price:	\$2,850,000	Bldg Size:	6,938 SF
Lot Size:	7,338 SF	No. Units:	10
Year Built:	1987		



1 433-439 LINDEN AVE

Long Beach, CA 90802

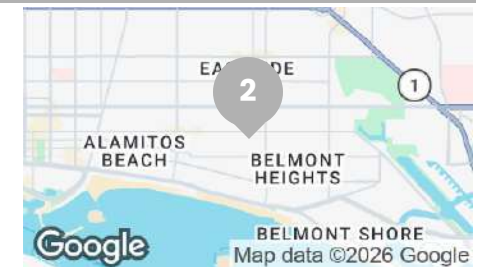
Price:	\$2,000,000	Bldg Size:	6,134 SF
No. Units:	6	Year Built:	1905



2 372 FREEMAN AVE

Long Beach, CA 90814

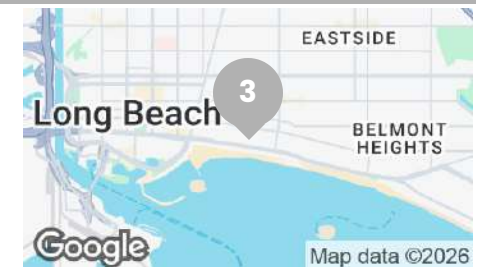
Price:	\$4,795,000	Bldg Size:	11,187 SF
No. Units:	14	Year Built:	1969



3 1534 1ST ST

Long Beach, CA 90802

Price:	\$2,165,000	Bldg Size:	4,717 SF
No. Units:	5	Year Built:	1920



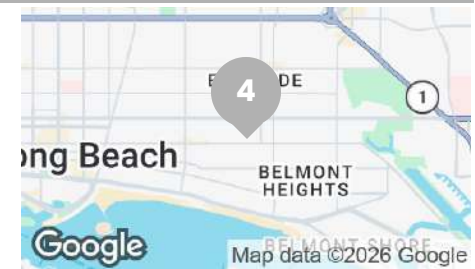
SALE COMPARABLES

SALE COMPS



4
2930 E 5TH ST
Long Beach, CA 90814

Price: \$3,225,000 Bldg Size: 6,702 SF
No. Units: 8 Year Built: 1963



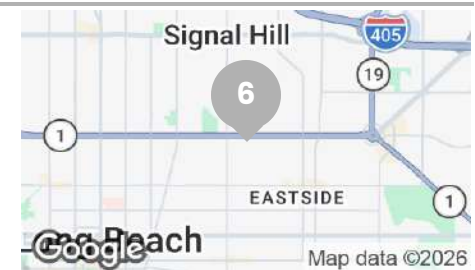
5
2103 E 6TH ST
Long Beach, CA 90814

Price: \$1,700,000 Bldg Size: 4,403 SF
No. Units: 5 Year Built: 1980



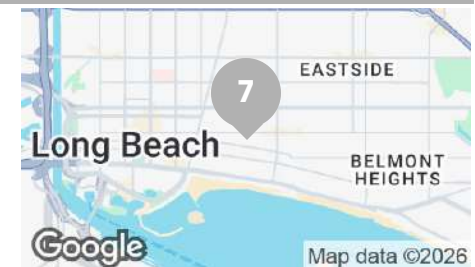
6
1740 N STANTON AVE
Long Beach, CA 90804

Price: \$3,450,000 Bldg Size: 9,211 SF
No. Units: 10 Year Built: 1987



7
1512 E FLORIDA ST
Long Beach, CA 90802

Price: \$2,380,000 Bldg Size: 5,834 SF
No. Units: 7 Year Built: 1964



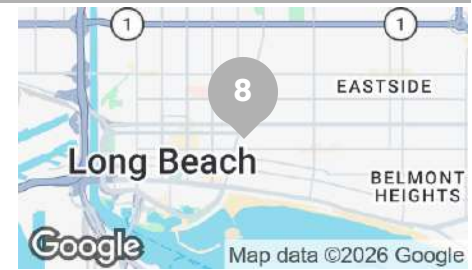
SALE COMPARABLES

SALE COMPS



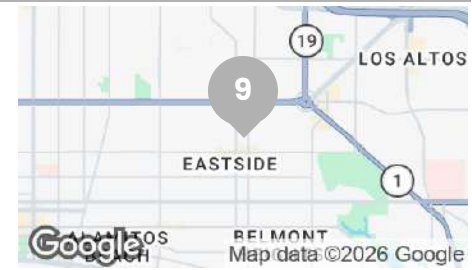
8
1001 E 5TH ST
Long Beach, CA 90802

Price: \$1,670,000 Bldg Size: 3,544 SF
No. Units: 5 Year Built: 1929



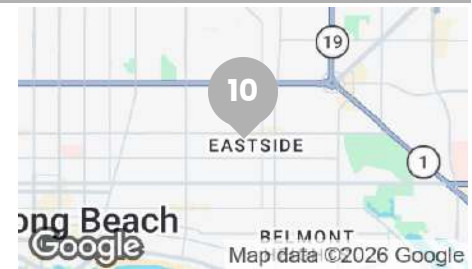
9
1410 CORONADO AVE
Long Beach, CA 90804

Price: \$3,250,000 Bldg Size: 7,770 SF
No. Units: 9 Year Built: 1987



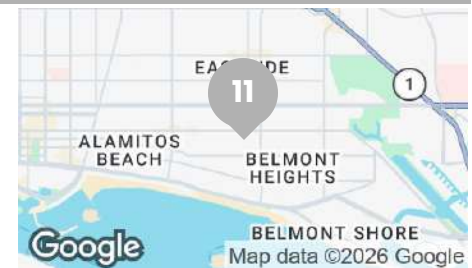
10
1206 GLADYS AVE
Long Beach, CA 90804

Price: \$2,650,000 Bldg Size: 7,680 SF
No. Units: 8 Year Built: 1986



11
360 FREEMAN AVE
Long Beach, CA 90814

Price: \$5,000,000 Bldg Size: 11,187 SF
No. Units: 14 Year Built: 1969



SALE COMPARABLES

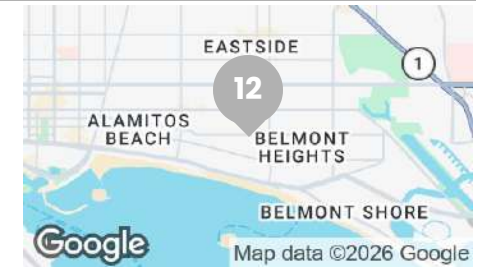
SALE COMPS

12



3032 E 3RD ST
Long Beach, CA 90814

Price:	\$2,775,000	Bldg Size:	4,842 SF
No. Units:	6	Year Built:	1919



SALE COMPARABLES COMPS ANALYSIS

Address	Price	Units	Yr. Built	RSF	GRM	CAP	Price/SF	Price/Unit	COE	Unit Mix
433-439 Linden Ave	\$2,000,000	6	1905	6,134	11.89	5.05%	\$326.05	\$333,333	1/15/2025	(4)2+1,(1)3+1,(1)3+2
372 Freeman Ave	\$4,795,000	14	1969	11,187	13.59	4.42%	\$428.62	\$342,500	10/4/2024	(10)1+1,(2)2+2,(2)3+2
1534 1st St	\$2,165,000	5	1920	4,717	15.47	3.88%	\$458.98	\$433,000	9/20/2024	(1)3+2,(4)1+1
2930 E 5th St	\$3,225,000	8	1963	6,702	12.83	4.68%	\$481.20	\$403,125	8/29/2024	(7)2+1,(1)3+2
2103 E 6th St	\$1,700,000	5	1980	4,403	11.42	5.25%	\$386.10	\$340,000	03/19/24	(1)3+2,(2)2+1,(1)1+1
1740 N Stanton Ave	\$3,450,000	10	1987	9,211	13.26	4.52%	\$374.55	\$345,000	3/13/2024	(10)2+2
1512 E Florida St	\$2,380,000	7	1964	5,834	13.37	4.49%	\$407.95	\$340,000	11/1/2023	(7)3+1
1001 E 5th St	\$1,670,000	5	1929	3,544	N/A	N/A	\$471.22	\$334,000	07/06/2023	(1)2+2,(1)2+1,(3)1+1
1410 Coronado Ave	\$3,250,000	9	1987	7,770	13.40	4.48%	\$418.28	\$361,111	6/27/2023	(8)2+2,(1)1+1
1206 Gladys Ave	\$2,650,000	8	1986	7,680	13.43	4.47%	\$345.05	\$331,250	6/2/2023	(8)2+2
360 Freeman Ave	\$5,000,000	14	1969	11,187	18.71	3.21%	\$446.95	\$357,143	4/12/2023	(2)3+2,(2)2+2,(10)1+1
3032-3038 E 3rd St	\$2,775,000	7	1919	4,842	17.61	3.41%	\$573.11	\$396,429	2/17/2023	(4)1+1,(2)0+1
Averages					14.09	4.35%	\$426.51	\$359,741		
751 Cerritos Ave	\$2,850,000	10	1987	6,938	10.60	6.56%	\$410.78	\$285,000	Subject	(8) 2+2, (2)1+1

LOCATION INFORMATION



751 Cerritos Ave - Long Beach, CA 90813

LOCATION INFORMATION LOCATION MAP



Google

LONG BEACH

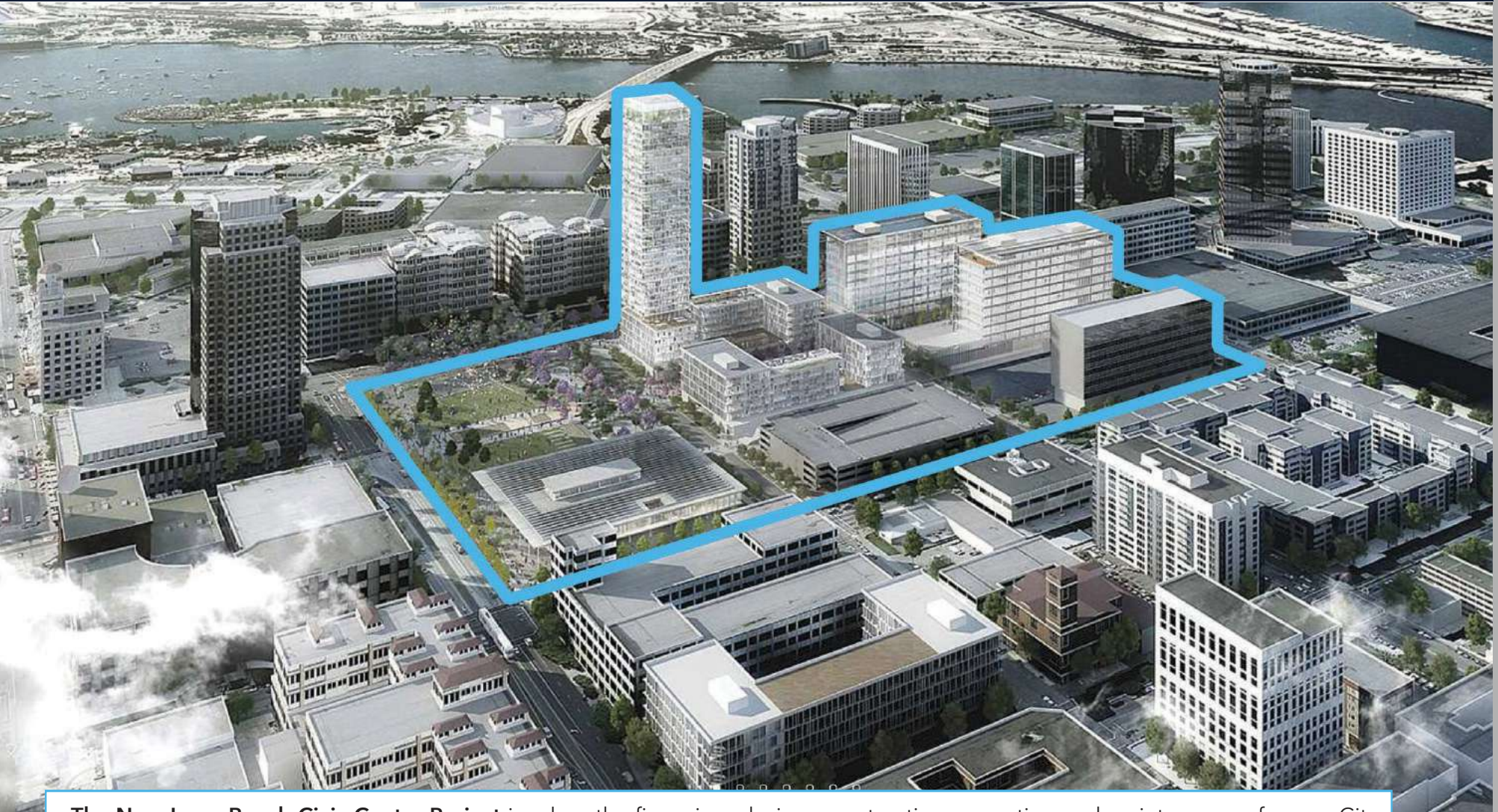
Long Beach has emerged as a popular coastal community in Southern California. Located south of the city of Los Angeles, it has a population of about 471,000. Located near the 405 and 710 freeways, and with access to the Metro Blue Line train, Long Beach provides easy commutes to major employment hubs in Los Angeles and Orange County. Long Beach is also home to major businesses such as Verizon, Molina Healthcare and the Port of Los Angeles.



Dozens of projects are transforming the city's landscape, with more than \$2.5M billion in capital pouring into Long Beach. These include the Douglas Park Redevelopment, a 261 acre mixed-use project on the site of the former Boeing campus. It will bring over 5000 jobs to Long Beach and will be home to nearly 30 businesses such as Mercedes-Bez US West headquarters and Virgin Galactic.

Downtown Long Beach is a burgeoning urban environment, featuring a waterfront harbor, a historic architectural district and a cultural arts scene. The Pine Avenue district provides many restaurants, shopping and nigh life options. Downtown Long Beach boasts many tourist attractions such as the Aquarium of the Pacific, the Toyota Grand Prix, and the Long Beach Convention Center. The Queen Mary is a major waterfront attraction, and the \$250 million Queen Mary Island retail and entertainment complex is planned for the surrounding area. The Long Beach Civic Center is undergoing a complete overhaul including development of a new Civic Center with a new City Hall, library headquarters for the port of Long Beach and multi-family housing.

LOCATION INFORMATION CIVIC CENTER



The New Long Beach Civic Center Project involves the financing, design, construction, operation and maintenance of a new City Hall and Main Library and revitalization of Lincoln Park into a destination park. The Project will provide opportunities for private development and will further include a permanent headquarters building for the Port of Long Beach. The \$520 million civic center will replace the old city hall and include efficient new offices for the Port of Long Beach, a new city library, retail marketplace and public park.

LOCATION INFORMATION
THE AQUARIUM



The Aquarium of the Pacific in Long Beach announced a big, undulating expansion, revealing plans for a new wing they're calling Pacific Visions. The 29,000-square-foot addition will include a number of flashy components, including: A two-story, 300-seat immersive theater with a 32-foot-tall, curving screen and "floor projection disc," a new Changing Exhibit Gallery with live animals, multimedia displays, and "dynamic projected wall murals," an art gallery for cultural events and exhibitions, along with an orientation gallery with a 26-foot-wide "media wall."

LOCATION INFORMATION

QUEEN MARY ISLAND



Renderings of the proposed \$250 million redevelopment give us a glimpse of what to expect for the 65 acres of waterfront that will be transformed into a destination called **Queen Mary Island**. Queen Mary Island aims to have something for everyone. It will include restaurants, live music, 700,000 square feet of retail space, and a new 200-room hotel. A 150,000-square-foot structure will house an attraction called Urban Adventure, featuring 20 activities for the thrill-seeker, such as surfing, zip lining, a trampoline park, and an indoor ice-climbing wall.

EXCLUSIVELY MARKETED BY

SAMIMI **LYON** **STAHL**
INVESTMENTS **INVESTMENT REAL ESTATE**

CAMERON SAMIMI

310.259.7556

cameron@lyonstahl.com

BRE. 02035763