























caepTM
CENTRAL ALBERTA
ECONOMIC PARTNERSHIP
Thriving Business...Vibrant Communities
Your Regional Economic Development Authority

Local Businesses

Business Report (1 km radius around 6712 Golden West Avenue)

Business Type	Total Businesses	%	# Est. Employees
 Agriculture, Forestry, Fishing and Hunting	1	0.48%	
 Utility Services: Power, Gas, Steam, Water, and Sewage	1	0.48%	
 Construction	45	21.74%	
 Manufacturing - Chemical, Fuel, Paper, Plastic, Wood	2	0.97%	
 Manufacturing - Electronics, Furniture, Machinery, Metal, Transportation, Misc.	15	7.25%	
 Wholesalers	19	9.18%	
 Retail: Home, Food, Automobiles, Personal Care	18	8.7%	
 Retail: Hobby, Media, General Merchandise	4	1.93%	
 Transportation and Warehousing: Private and Public Transportation, Oil and Gas Pipelines, Sightseeing	3	1.45%	
 Banking, Finance and Insurance	5	2.42%	
 Real Estate and Rentals	7	3.38%	
 Professional, Scientific, and Technical Services	15	7.25%	
 Holding Companies and Managing Offices	1	0.48%	
 Administrative and Support and Waste Management and Remediation Services	6	2.9%	
 Health Care and Social Services	9	4.35%	
 Arts, Sports, Entertainment, and Recreation	5	2.42%	
 Accommodation and Food Services	19	9.18%	
 Other Services - Repair, Personal Care, Laundry, Religious, etc.	29	14.01%	
 Public Administration	1	0.48%	
 Unclassified	2	0.97%	

Source: *EnviroNics Analytics 2015*

Property ID: 422ba624-4dc4-4cbc-b881-165150e786dd