

# Gateway Industrial Park

For Lease

1340 Farmville Dr  
Memphis, TN 38122

Gateway Industrial Park is a 1.5 million square foot industrial park with dock and drive-in access in a wide range of suite sizes and configurations. Conveniently located in Northeast Memphis and just 2.4 miles from Interstate 40, Gateway Industrial provides excellent access to Memphis and the surrounding metro areas.



Immediate access to  
I-40.



Dock High & Drive-  
In Access.



Flexible lease term  
and square footage.

Owned By:

**Belz** Enterprises

Square Footage:

23,929

Contact:

**ALEX STRINGFELLOW, SIOR**

Direct: 901 312 4920  
alex.stringfellow@colliers.com

**ELLIOT EMBRY, SIOR**

Direct: 901 312 4902  
elliott.embry@colliers.com

View Online 

[colliers.com/memphis](https://colliers.com/memphis)

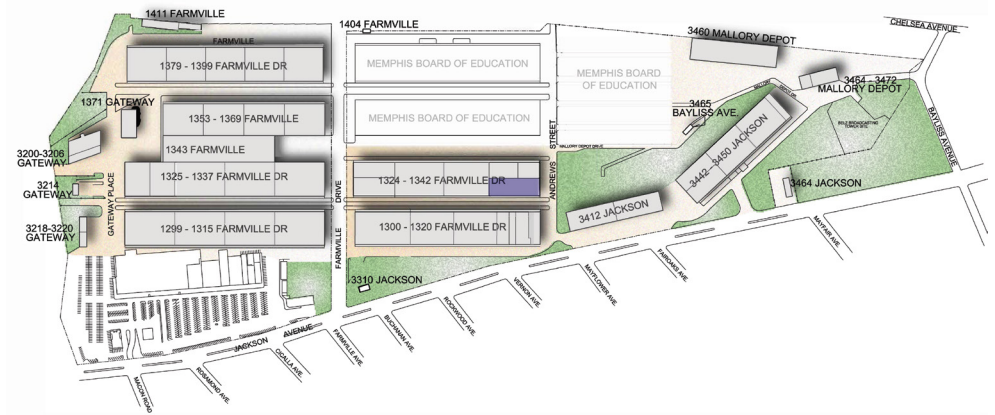
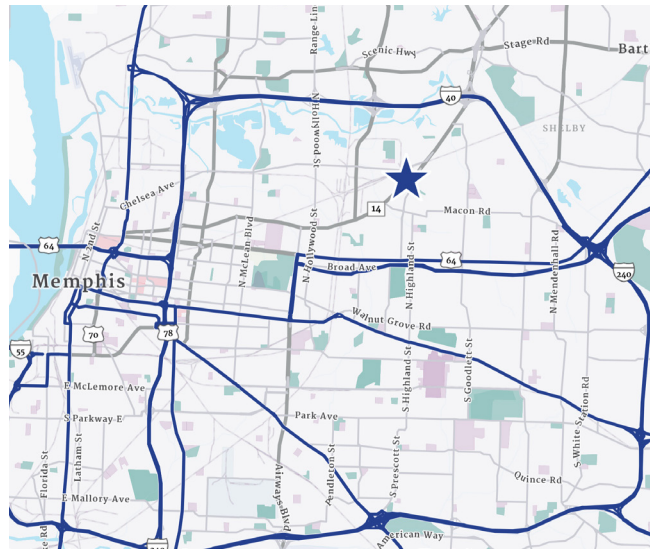
**Colliers**

6363 Poplar Avenue, Suite 220  
Memphis, TN 38119  
901 312 4800

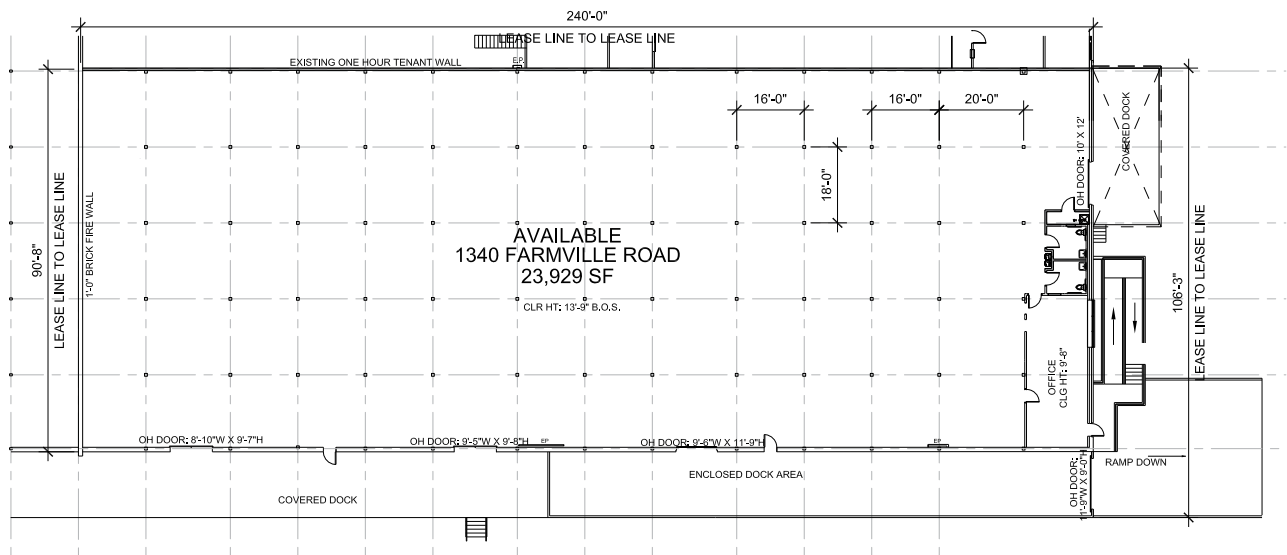
Accelerating success.

# Building Specifications

- Total building SF: 408,820 SF
- Available SF: 23,929 SF
- Office SF: 1,500 +/- SF
- Clear height: 14'
- Column spacing: 16' X 18'
- Dock doors: 3 - 9' x 9'
- Drive-in access
- Fully sprinklered



## Suite Plan



**ALEX STRINGFELLOW, SIOR**  
Direct: 901 312 4920  
alex.stringfellow@colliers.com

**ELLIOT EMBRY, SIOR**  
Direct: 901 312 4902  
elliott.embry@colliers.com

