

KEY FACTS

15,487

Population

36.9

Median Age



2.4

Average Household Size

\$62,634

Median Household Income

EDUCATION

6%

No High School Diploma



19%

High School Graduate



38%

Some College



36%

Bachelor's/Grad/Pr of Degree

BUSINESS



299

Total Businesses



2,587

Total Employees

EMPLOYMENT



66.2%

White Collar



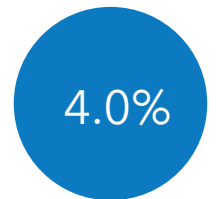
18.1%

Blue Collar



Services

15.7%



Unemployment Rate

INCOME



\$62,634

Median Household Income



\$32,753

Per Capita Income



\$115,246

Median Net Worth

Households By Income

The largest group: \$50,000 - \$74,999 (24.8%)

The smallest group: \$200,000+ (3.6%)

Indicator ▲	Value	Diff	
<\$15,000	5.4%	-3.1%	<div style="width: 5.4%;"></div>
\$15,000 - \$24,999	6.1%	-1.6%	<div style="width: 6.1%;"></div>
\$25,000 - \$34,999	9.6%	+0.7%	<div style="width: 9.6%;"></div>
\$35,000 - \$49,999	13.5%	+0.1%	<div style="width: 13.5%;"></div>
\$50,000 - \$74,999	24.8%	+4.0%	<div style="width: 24.8%;"></div>
\$75,000 - \$99,999	10.9%	-3.2%	<div style="width: 10.9%;"></div>
\$100,000 - \$149,999	19.3%	+3.4%	<div style="width: 19.3%;"></div>
\$150,000 - \$199,999	6.6%	-0.4%	<div style="width: 6.6%;"></div>
\$200,000+	3.6%	-0.1%	<div style="width: 3.6%;"></div>

Bars show deviation from

Marion County

KEY FACTS

58,766

Population

39.7

Median Age



2.4

Average Household Size

\$68,594

Median Household Income

EDUCATION

6%

No High School Diploma



21%

High School Graduate



36%

Some College



37%

Bachelor's/Grad/Pr of Degree

BUSINESS



1,727

Total Businesses



19,521

Total Employees

EMPLOYMENT



69.4%

White Collar



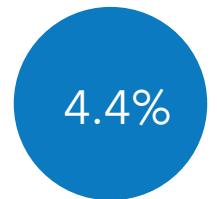
16.5%

Blue Collar



Services

14.1%



Unemployment Rate

INCOME



\$68,594

Median Household Income



\$34,690

Per Capita Income



\$151,560

Median Net Worth

Households By Income

The largest group: \$50,000 - \$74,999 (20.0%)

The smallest group: \$200,000+ (5.2%)

Indicator ▲	Value	Diff	
<\$15,000	6.5%	-2.0%	<div style="width: 6.5%;"></div>
\$15,000 - \$24,999	6.8%	-0.9%	<div style="width: 6.8%;"></div>
\$25,000 - \$34,999	8.2%	-0.7%	<div style="width: 8.2%;"></div>
\$35,000 - \$49,999	12.3%	-1.1%	<div style="width: 12.3%;"></div>
\$50,000 - \$74,999	20.0%	-0.8%	<div style="width: 20.0%;"></div>
\$75,000 - \$99,999	14.7%	+0.6%	<div style="width: 14.7%;"></div>
\$100,000 - \$149,999	18.3%	+2.4%	<div style="width: 18.3%;"></div>
\$150,000 - \$199,999	7.9%	+0.9%	<div style="width: 7.9%;"></div>
\$200,000+	5.2%	+1.5%	<div style="width: 5.2%;"></div>

Bars show deviation from

Marion County

KEY FACTS

117,074

Population



2.5

Average Household Size

38.0

Median Age

\$64,464

Median Household Income

EDUCATION

8%

No High School Diploma



25%

High School Graduate



35%

Some College



32%

Bachelor's/Grad/Pr of Degree

BUSINESS



4,870

Total Businesses



70,288

Total Employees

EMPLOYMENT



64.4%

White Collar



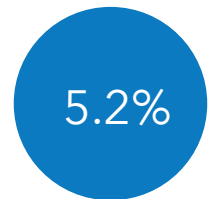
20.4%

Blue Collar



Services

15.1%



5.2%

Unemployment Rate

INCOME



\$64,464

Median Household Income



\$31,309

Per Capita Income



\$120,690

Median Net Worth

Households By Income

The largest group: \$50,000 - \$74,999 (19.7%)

The smallest group: \$200,000+ (4.5%)

Indicator ▲	Value	Diff	
<\$15,000	8.0%	-0.5%	
\$15,000 - \$24,999	7.4%	-0.3%	
\$25,000 - \$34,999	8.7%	-0.2%	
\$35,000 - \$49,999	12.7%	-0.7%	
\$50,000 - \$74,999	19.7%	-1.1%	
\$75,000 - \$99,999	14.5%	+0.4%	
\$100,000 - \$149,999	17.0%	+1.1%	
\$150,000 - \$199,999	7.5%	+0.5%	
\$200,000+	4.5%	+0.8%	

Bars show deviation from

Marion County