



Space Profile for

Unit: #D23

Area: 1839 sq ft

Address

501 Route 9, Unit 200















































Waretown, NJ 08758

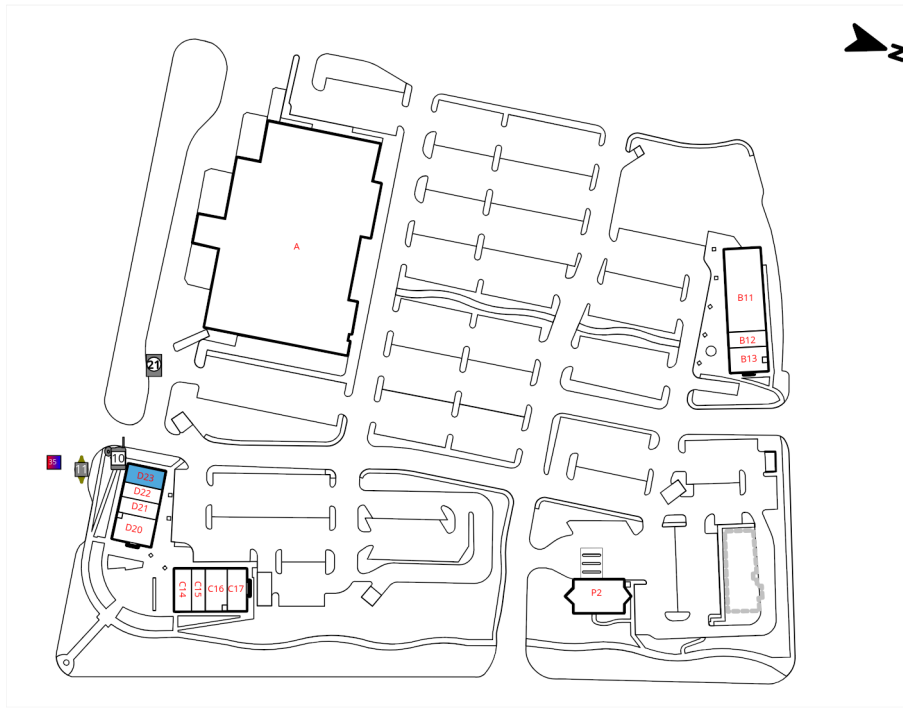


4300 West Cypress St., Suite 160

Tampa, FL, 33607

Legend

	Tenant Water Meter		Air Handler		Rectangular Column		Disconnect
	Sub Water Meter		HVAC Unit		Appliance Outlet		Freezer
	House Water Meter		Blank Air Handler		Outlet		Can Light
	Blank Water Meter		Blank HVAC Unit		Service Panel		Recessed Light
	Tenant Gas Meter		Vertical Fire Riser		Water Heater		Ceiling Fan w/ Light
	Sub Gas Meter		Horizontal Fire Riser		RJ45		Ceiling Fan
	House Gas Meter		Fire Sprinkler		Backflow Preventer		Diffuser
	Blank Gas Meter		Fire Alarm Pull		Water Fountain		Air Vent
	Tenant Electric Meter		Fire Alarm		Grease Trap		Emergency Light
	Sub Electric Meter		Fire Extinguisher		Step Down Transformer		4 Bulb Fluorescent
	House Electric Meter		Thermostat		Floor Drain		2 Bulb Fluorescent
	Blank Electric Meter		Fire Alarm Control Panel		Tankless Water Heater		1 Bulb Fluorescent



Space Overview

Overview	Actual Square Footage	Measured Depth of Space
	1839 SQFT	60' 0"

Thickness	Front Wall	Rear Wall	Left Wall	Right Wall
	0' 7"	0' 7"	0' 5"	0' 7"

Flooring	Concrete	Carpet	Tile	Other	Unit	Total
	1237.71 SQFT			469.45 SQFT	1839 SQFT	1707.16 SQFT

Ceiling Information	Height From Floor To Ceiling	Height From Floor To Bottom Of Deck	Height From Floor To Bottom Of Joist
	Front: 9' 10" Back: 9' 11"	Back: 15' 2"	Front: 12' 1" Back: 12' 1"

Ceiling Information Cont.	Clear Ceiling Height
	9' 9"

Mechanical

HVAC	Reference	Manufacturer	Model	Serial	Tonnage	Year	Notes
	1	TRANE	YSC060A3RHA000N	817182137L	5	2008	LABEL FADED

Not Present	Assets Not Present
	Air Handler

Electric

Disconnect	Reference	Amps	Location	UL Number	Manufacturer	Handle or Breaker	Notes
	1	200	Right Exterior	Not Listed	Eaton	Breaker	

Electric Meter	Reference	Meter #	Location	Amps	Notes
	1	5003552945	Right Exterior		

Not Present	Assets Not Present
	Step-Down Transformer

Service Panel	Reference	Amps	Service Type	Panel Type	Panel UL Number	Manufacturer	Location	Number of Circuit Breakers	Notes
	1	200	120/208	Not Listed	Not Listed	Eaton	Open Space		

IDPlans does not provide an Ampacity Report

Plumbing

Backflows	Number of Backflows	Location	Size	Notes
	1	Meter Room	1-1/2"	

Not Present	Assets Not Present
	Water Fountains

Water Heater	Reference	Manufacturer	Model	Serial	Gallons	Tank	Water Line (in)	Location	Notes
	1	Bradford White	M112UT6SS-1NAL	EF10765735	12	Tank	3/4"	Restroom Ceiling	

Water Meter	Reference	Meter #	Location	Meter Size	Line Size	Notes
	1	84517566	Meter Room	1 inch		

Waste

Not Present	Assets Not Present
	Grease Trap
	Grease Container

Fire

Not Present	Assets Not Present
	Fire Extinguisher
	Fire Alarm Control Panel
	Sprinkler Heads

Gas

Gas Meter	Reference	Meter #	Location	Size	Notes
	1	818621	Rear Exterior	1 1/4 inch	The utility company will not confirm the name on the account.

Room

Restroom	Unit	Description
	Restroom 1	

Storefront 1

