

GENERAL NOTES

1. REFER TO ROOM FINISH SCHEDULE FOR BASE DESIGNATIONS.
2. ACTUAL GROMMET LOCATIONS TO BE DETERMINED BY OWNER. PROVIDE GROMMETS AT ALL KNEE SPACE LOCATIONS. GROMMETS TO BE DOUG MOCKETT - TG3 2" FLIP TOP IN WHITE (95). COORDINATE WITH DESIGNER AND OWNER.
3. PROVIDE FILLER PIECES AT CASEWORK AS REQUIRED.
4. LAMINATE ALL VISIBLE SURFACES OF CASEWORK, TYP.
5. DRAWERS LABELED "FILES" ARE TO HAVE STEEL RAILS FOR HANGING FILES, (2) PER DRAWER. FILES SHOULD HANG PERPENDICULAR TO DRAWER FACE IF LESS THAN 15" WIDE AND PARALLEL TO DRAWER IF GREATER THAN 15" WIDE.
6. ALL UPPER CABINETS TO BE 15" DEEP UNLESS NOTED OTHERWISE. TACKABLE SURFACES SHOULD BE AS UNINTERRUPTED WITH SEAMS AS POSSIBLE. IF SEAMS ARE NECESSARY, THEY SHOULD BE LOCATED SYMMETRICALLY ABOUT THE CENTER OF THE LENGTH OF THE SURFACE. SEE ROOM FINISH SCHEDULE FOR TACKBOARD MATERIAL.
7. PROVIDE INSULATED PIPE WRAP ON ALL EXPOSED PIPING.
8. SEE A300 FOR ACCESSORY MOUNTING HEIGHTS UNLESS SHOWN OTHERWISE.
9. REFER TO ENLARGED PLANS FOR ADDITIONAL DIMENSIONS.
10. WHERE A SPECIFIED BRACKET IS NOT INDICATED PROVIDE METAL BRACKETS AS REQUIRED TO SUPPORT COUNTERS AND SHELVES (SEE SPECIFICATIONS). BRACKETS SHOULD BE LOCATED AT ANY UNSUPPORTED LENGTH GREATER THAN 48". PAINT BRACKETS TO MATCH ADJACENT WALL.
11. REFER TO A310 FOR TOILET ACCESSORIES AND THEIR DESIGNATIONS.
12. PROVIDE BLOCKING IN WALLS WHERE NECESSARY. THESE LOCATIONS CONSIST OF, BUT ARE NOT LIMITED TO THE FOLLOWING: TOILET ACCESSORIES, TACKBOARDS, HANDRAILS, WALL MOUNTED EQUIPMENT, AND OWNER DESIGNATED EQUIPMENT LOCATIONS.

AVP Largo ASC

1180 Jasper Street, Largo, FL 33770

PROJ. NO.: 2022-11-038

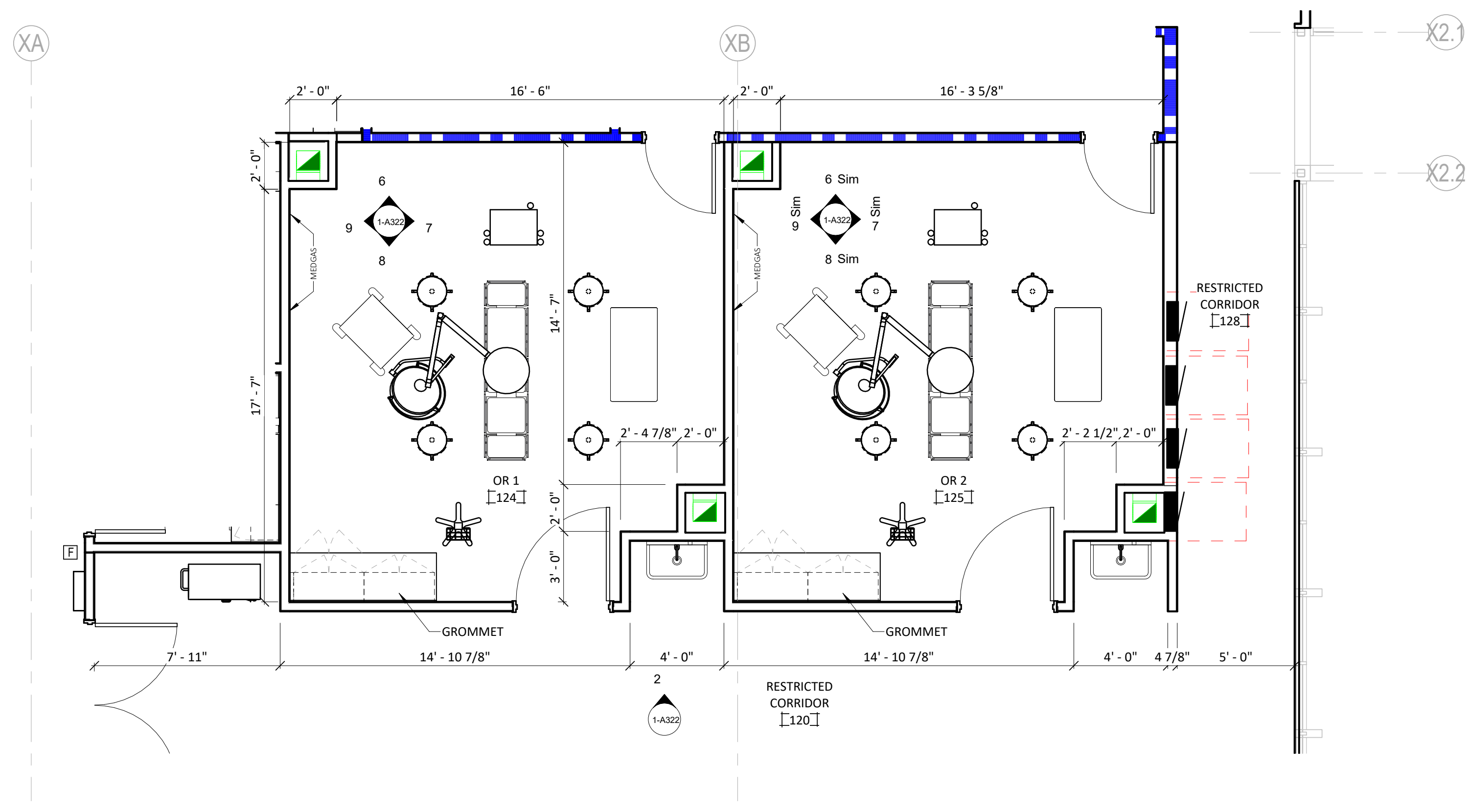
06-27-2023 ISSUED FOR BID AND PERMIT



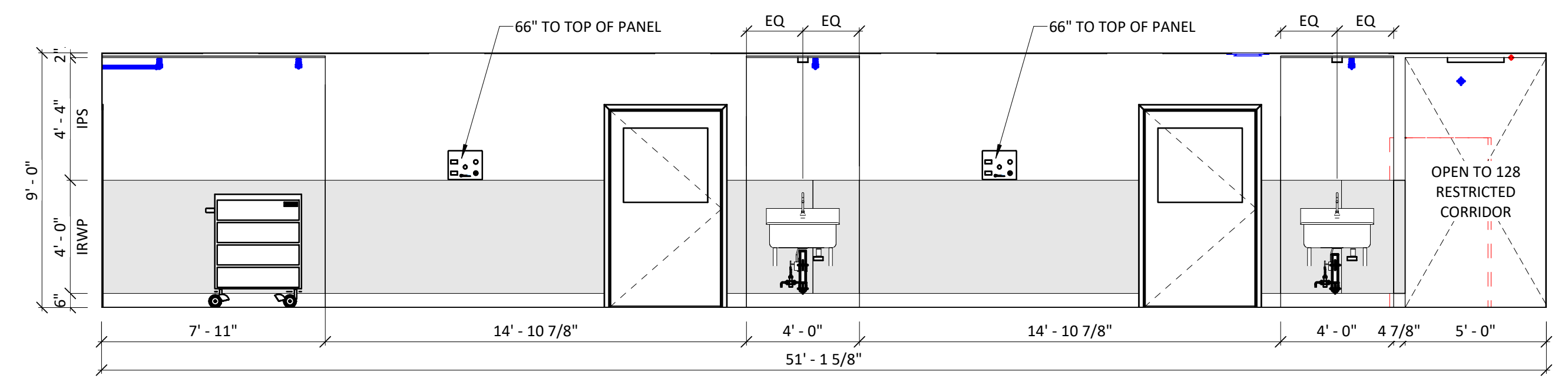
ECKER T WORDELL
 ARCHITECTURE · ENGINEERING · INTERIOR DESIGN
 161 East Michigan Ave, Suite 200
 Kalamazoo, MI 49007-3907
 PHONE: 269.388.7313
 FAX: 269.388.7330
 WEB: www.eckert-wordell.com
 © 2023 Eckert Wordell, LLC

ENLARGED PLANS AND ELEVATIONS

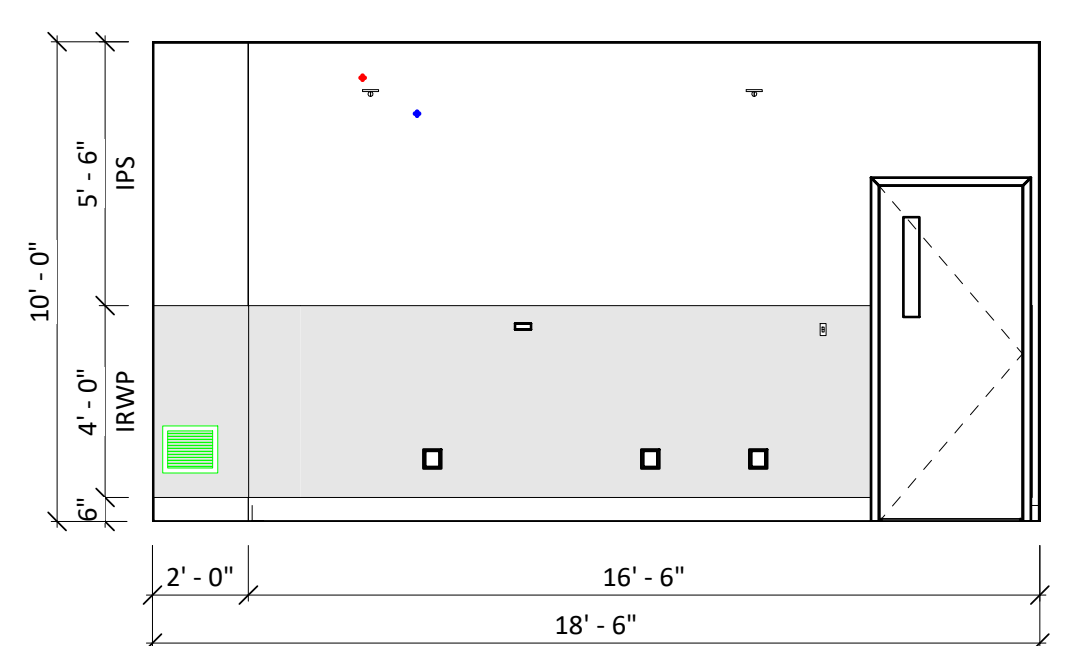
1-A322



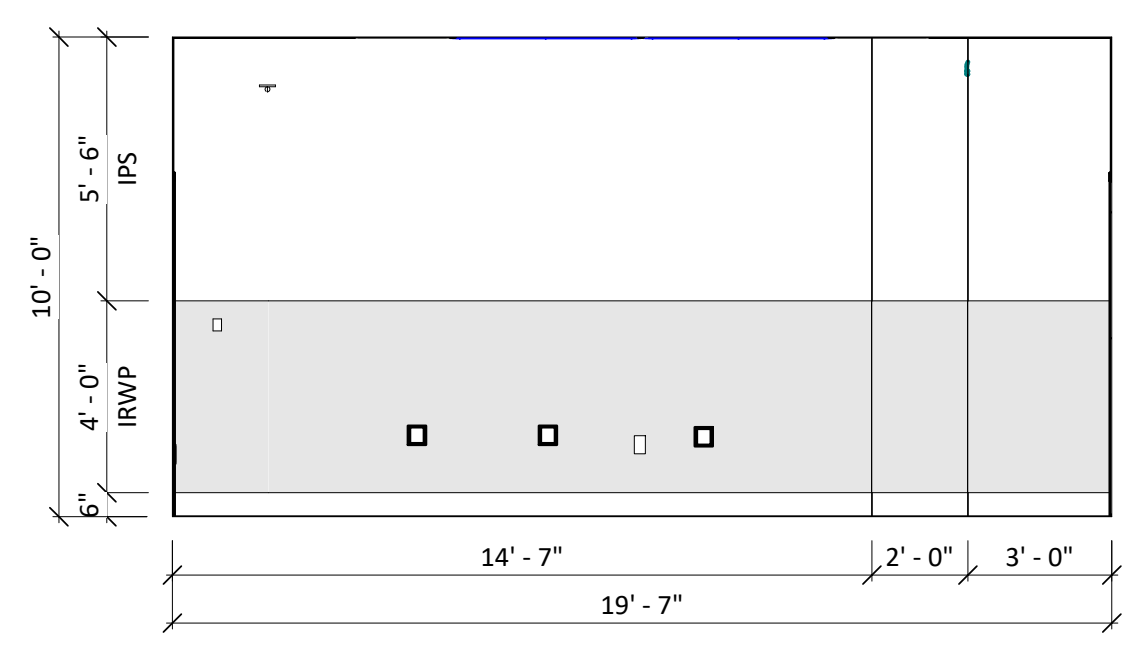
1 ENLARGED PLAN
 SCALE: 1/4" = 1'-0"



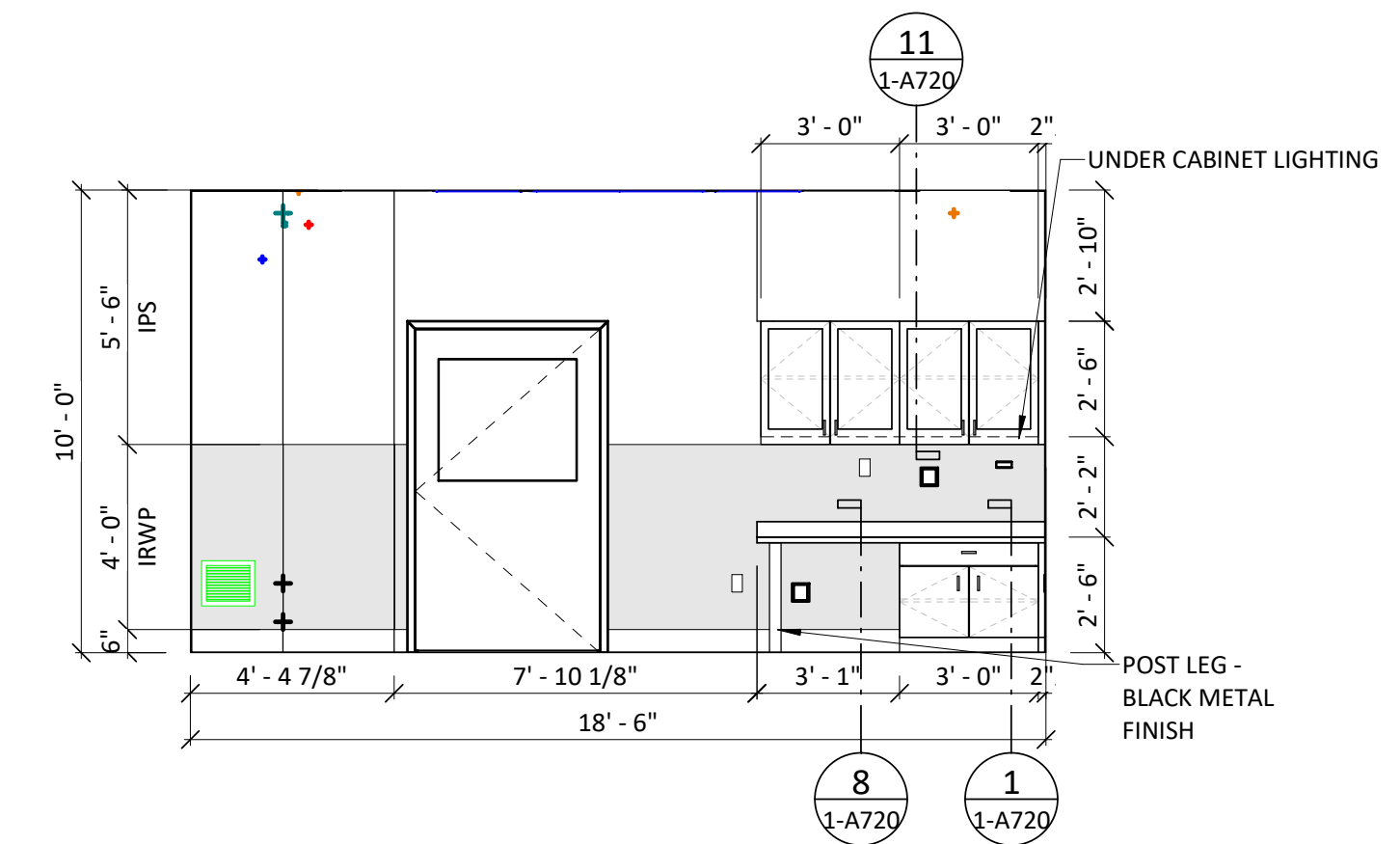
2 120 RESTRICTED CORRIDOR
 SCALE: 1/4" = 1'-0"



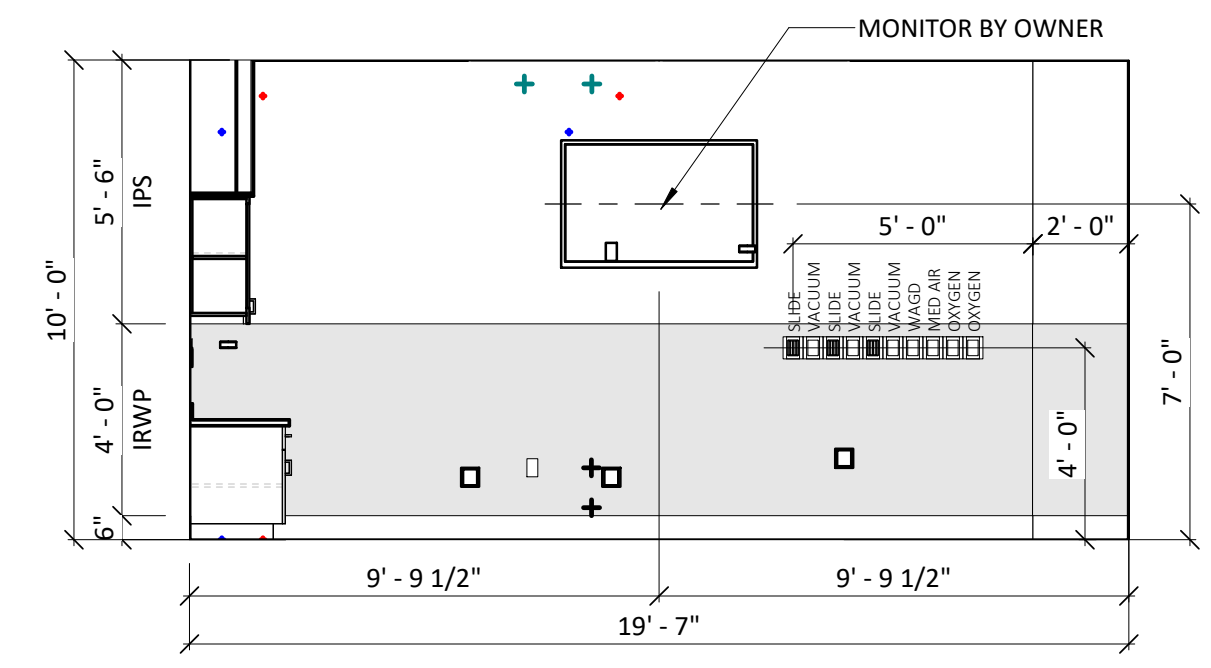
6 124 OR 1 (TYP.)
 SCALE: 1/4" = 1'-0"



7 124 OR 1 (TYP.)
 SCALE: 1/4" = 1'-0"



8 124 OR 1 (TYP.)
 SCALE: 1/4" = 1'-0"



9 124 OR 1 (TYP.)
 SCALE: 1/4" = 1'-0"