





**PAD SITE W/ DRIVE THRU
3,150 SF AVAILABLE**



DEMOGRAPHICS	3 MILE	5 MILE	7 MILE
Total Population	23,909	65,439	136,716
Average HHI	\$210,371	\$188,363	\$175,724
Households	7,958	22,748	48,974



JOIN  **KASIA SUPERMARKET**   

**BELLE MEAD GRIGGSTOWN RD.
& ROUTE 206**
MONTGOMERY, NEW JERSEY
MONTGOMERY PLACE

FOR LEASE UP TO 17,859 SF

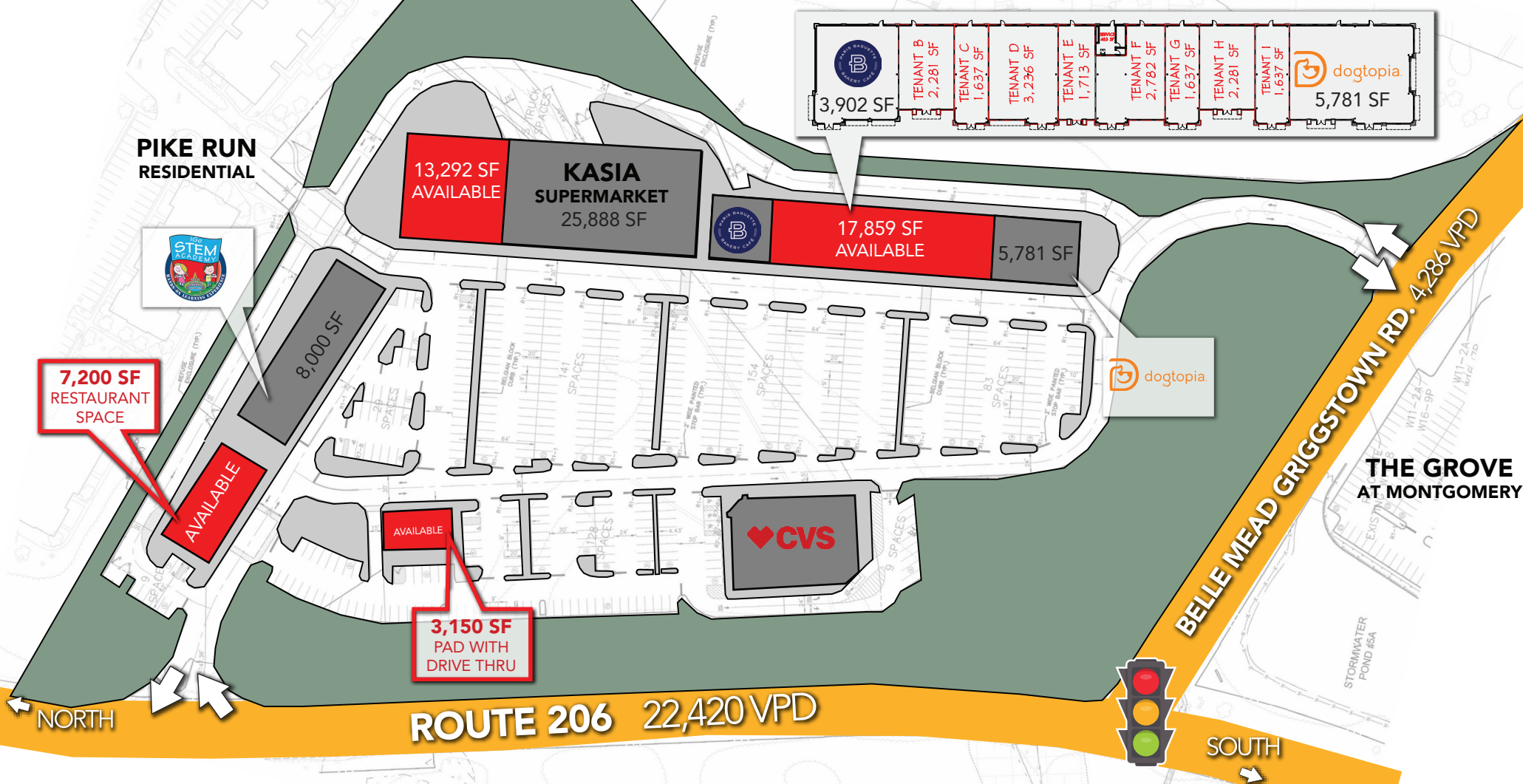
BRIAN BATTISTA
bbattista@jefferyrealty.com
C: 908.963.1524
O: 908.668.9600 EXT. 267

STEVE BATTISTA
sbattista@jefferyrealty.com
C: 908.963.4539
O: 908.668.9600 EXT. 240



116 Route 22 • North Plainfield, NJ 07060 • T: 908.668.9600 • F: 908.668.5225 • www.JefferyRealty.com
All information is from sources deemed reliable and is submitted subject to errors, omissions, change of price, terms, prior sales and withdrawals.





MONTGOMERY PLACE

MONTGOMERY, NJ

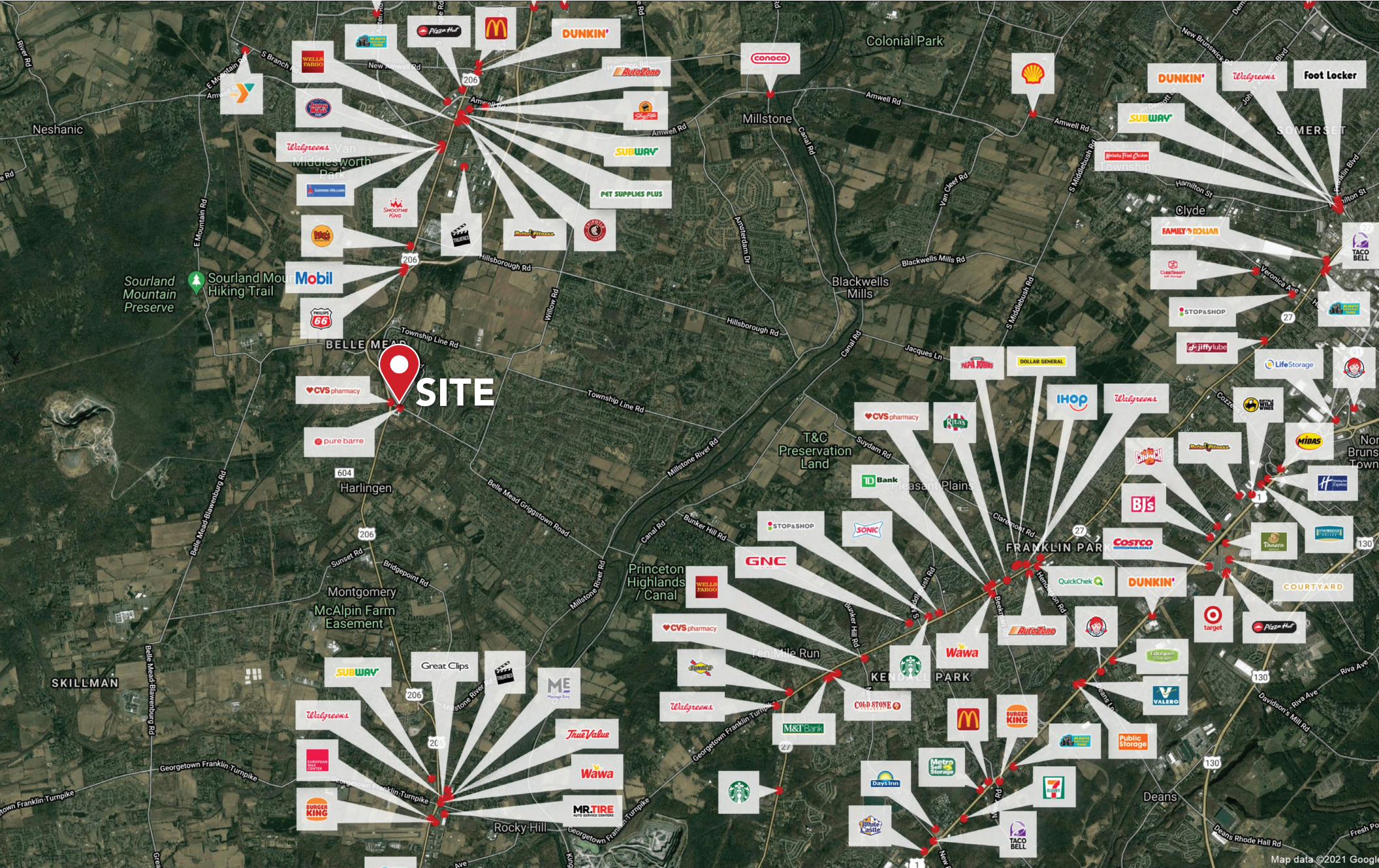
SITE INFORMATION

GLA: 102,000 SF
AVAILABLE: UP TO 17,859 SF
RENT: CALL FOR QUOTE
PARKING: 547 SPACES
TRAFFIC: 22,420 VPD RT. 206

NOTES:

- HH Income ranked 2nd in NJ 2019
- Few miles from Montgomery HS
- Pylon signage available
- Adjacent to The Grove Complex

- Great Location with 1,500 Homes in surrounding area
- Traffic controlled intersection
- Easy access from the Route 206 Bypass



MONTGOMERY PLACE

MONTGOMERY, NJ

MARKET AERIAL



JEFFERY REALTY
Retail Specialist

116 Route 22 • North Plainfield, NJ 07060 • T: 908.668.9600 • F: 908.668.5225 • www.JefferyRealty.com
All information is from sources deemed reliable and is submitted subject to errors, omissions, change of price, terms, prior sales and withdrawals.

