



1947-2005 N DELANY RD

GURNEE, IL

27,142 - 253,512 SF
AVAILABLE FOR LEASE

ERIC FISCHER
Vice Chair

+1 847 720 1369
eric.fischer@cushwake.com

BRETT KRONER
Vice Chair

+1 847 720 1367
brett.kroner@cushwake.com

MARC SAMUELS
Senior Director

+1 847 720 1368
marc.samuels@cushwake.com

PROPERTY FEATURES

1947-1953 N DELANY RD • GURNEE, IL

27,142 - 133,915 SF

TOTAL AVAILABLE SIZE

176,539 SF

TOTAL BUILDING SIZE

28'

CLEAR HEIGHT

**16 EXTERIOR DOCKS,
5 DRIVE-IN-DOOR**

LOADING

TRAILER PARKING AVAILABLE

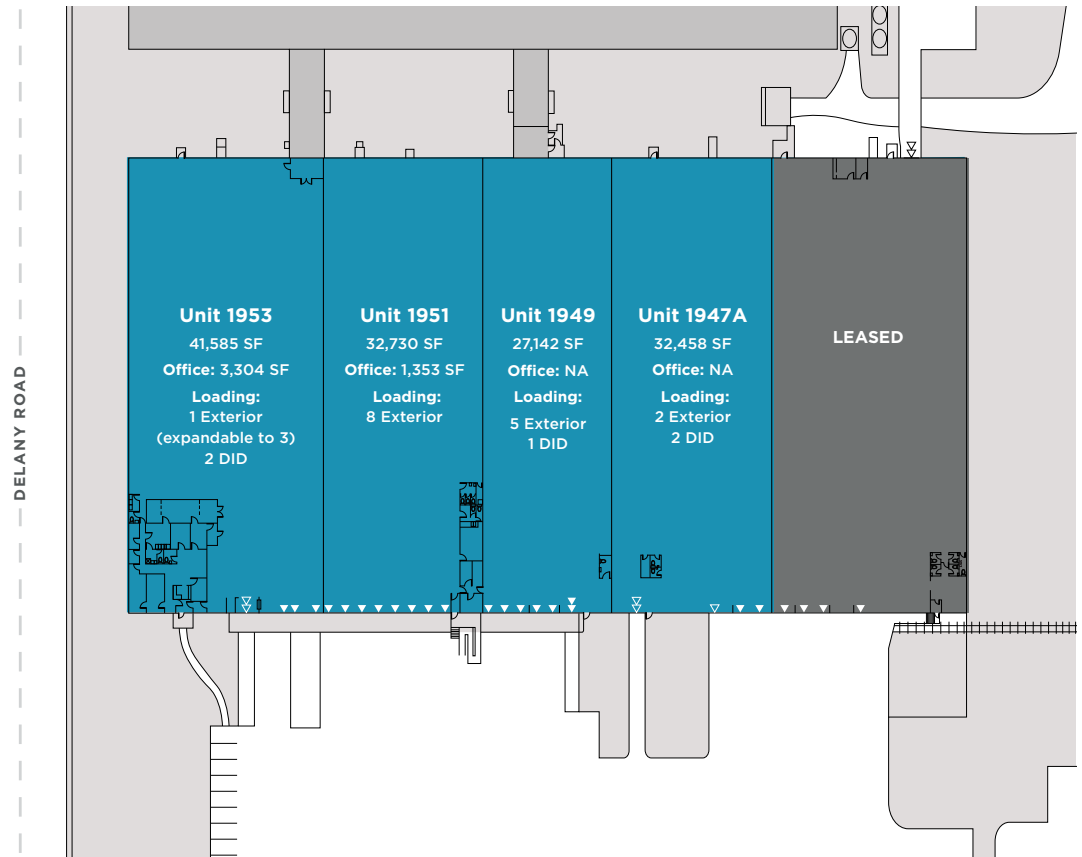
PARKING

ESFR

SPRINKLER SYSTEM

STO

LEASE RATE



ERIC FISCHER
Vice Chair

+1 847 720 1369
eric.fischer@cushwake.com

BRETT KRONER
Vice Chair

+1 847 720 1367
brett.kroner@cushwake.com

MARC SAMUELS
Senior Director

+1 847 720 1368
marc.samuels@cushwake.com

 **CUSHMAN &
WAKEFIELD**

PROPERTY FEATURES

2001-2005 N DELANY RD • GURNEE, IL

119,597 SF

TOTAL AVAILABLE SIZE

175,594 SF

TOTAL BUILDING SIZE

2,511 SF

OFFICE SIZE

28'

CLEAR HEIGHT

14 EXTERIOR DOCKS

LOADING

ESFR

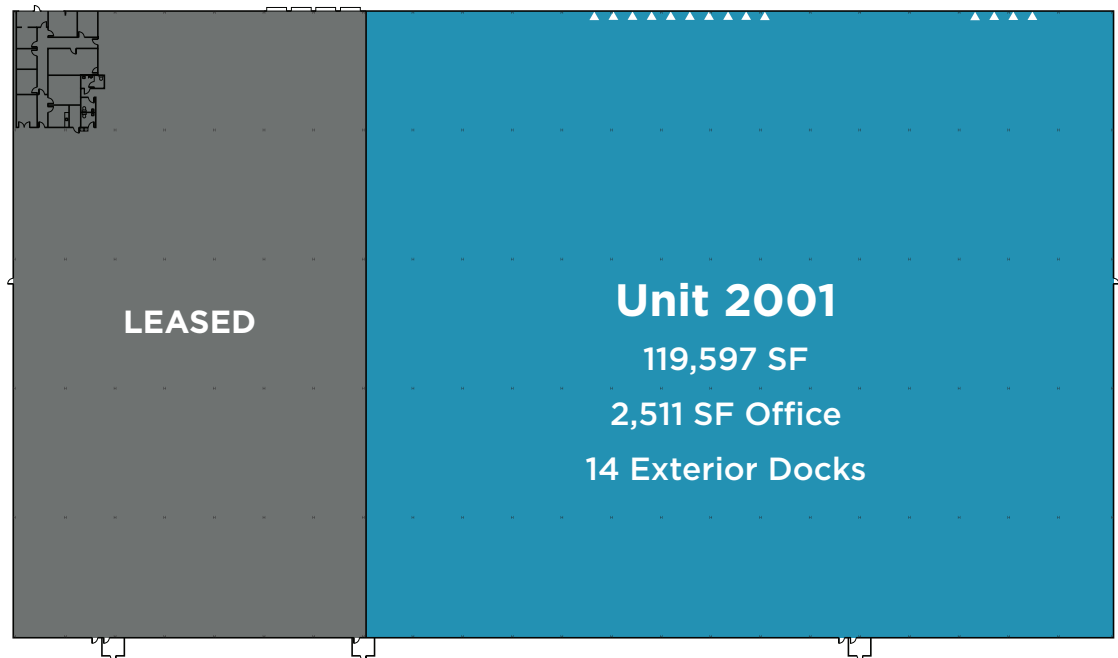
SPRINKLER SYSTEM

AIB

CERTIFIED

STO

LEASE RATE



ERIC FISCHER
Vice Chair

+1 847 720 1369
eric.fischer@cushwake.com

BRETT KRONER
Vice Chair

+1 847 720 1367
brett.kroner@cushwake.com

MARC SAMUELS
Senior Director

+1 847 720 1368
marc.samuels@cushwake.com

 **CUSHMAN &
WAKEFIELD**

PROPERTY FEATURES

253,512 SF

TOTAL AVAILABLE SIZE

352,133 SF

TOTAL BUILDING SIZE

7,168 SF

OFFICE SIZE

28'

CLEAR HEIGHT

30 EXTERIOR, 5 DID

LOADING

ESFR

SPRINKLER SYSTEM

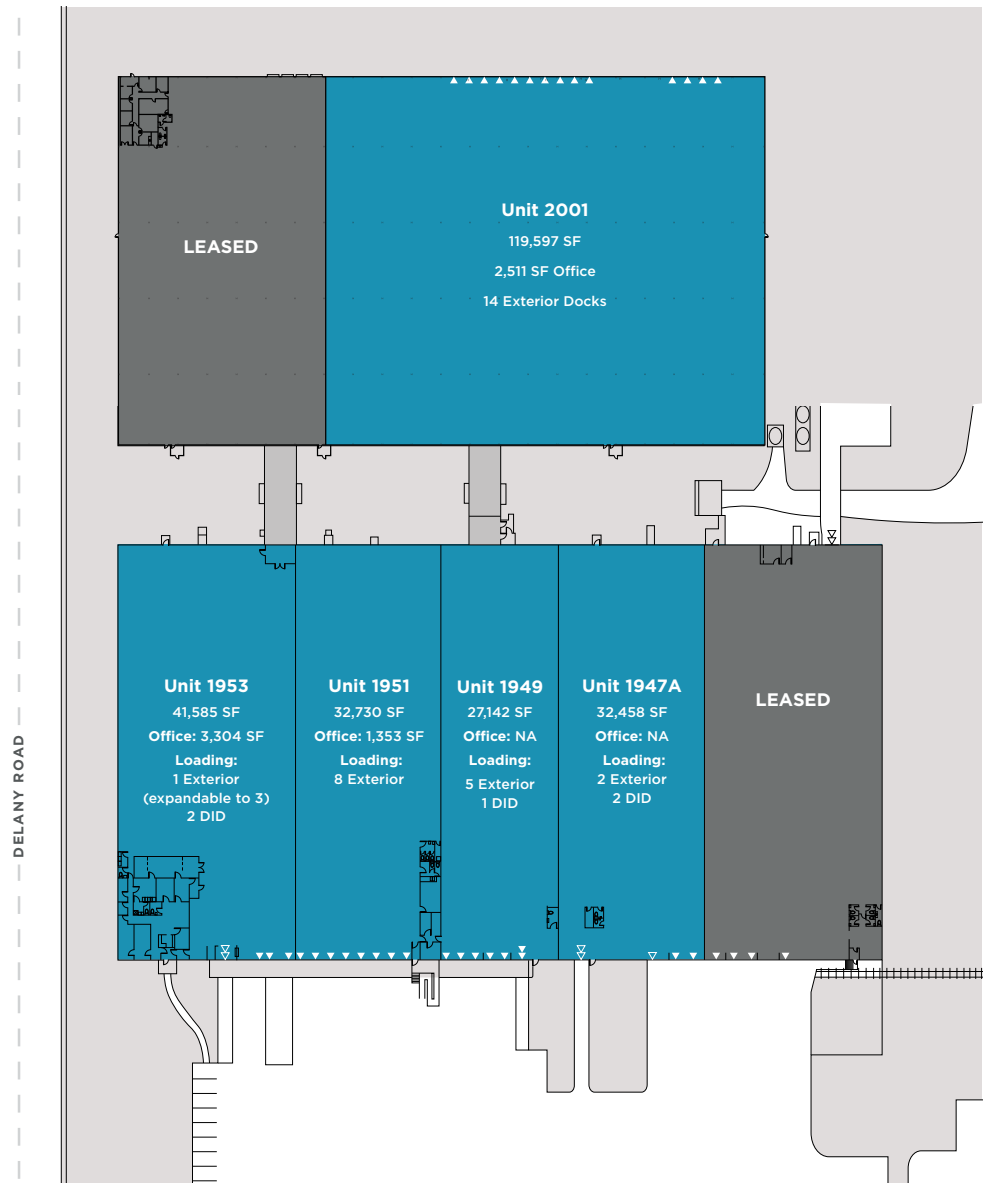
AIB

CERTIFIED

STO

LEASE RATE

1947-2005 N DELANY RD • GURNEE, IL



ERIC FISCHER
Vice Chair

+1 847 720 1369
eric.fischer@cushwake.com

BRETT KRONER
Vice Chair

+1 847 720 1367
brett.kroner@cushwake.com

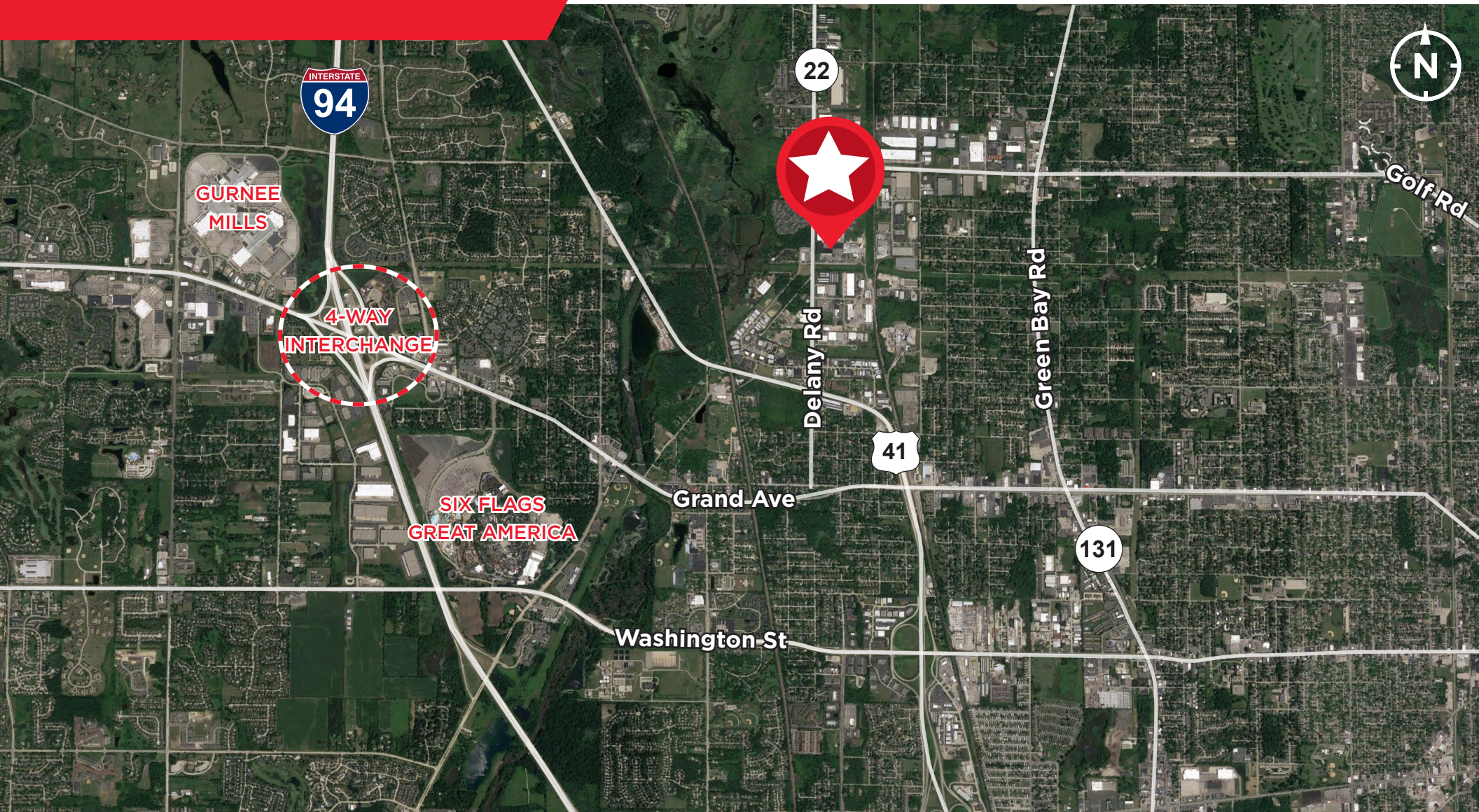
MARC SAMUELS
Senior Director

+1 847 720 1368
marc.samuels@cushwake.com

 **CUSHMAN & WAKEFIELD**

AERIAL MAP

1947-1953 N DELANY RD • GURNEE, IL



ERIC FISCHER
Vice Chair

+1 847 720 1369
eric.fischer@cushwake.com

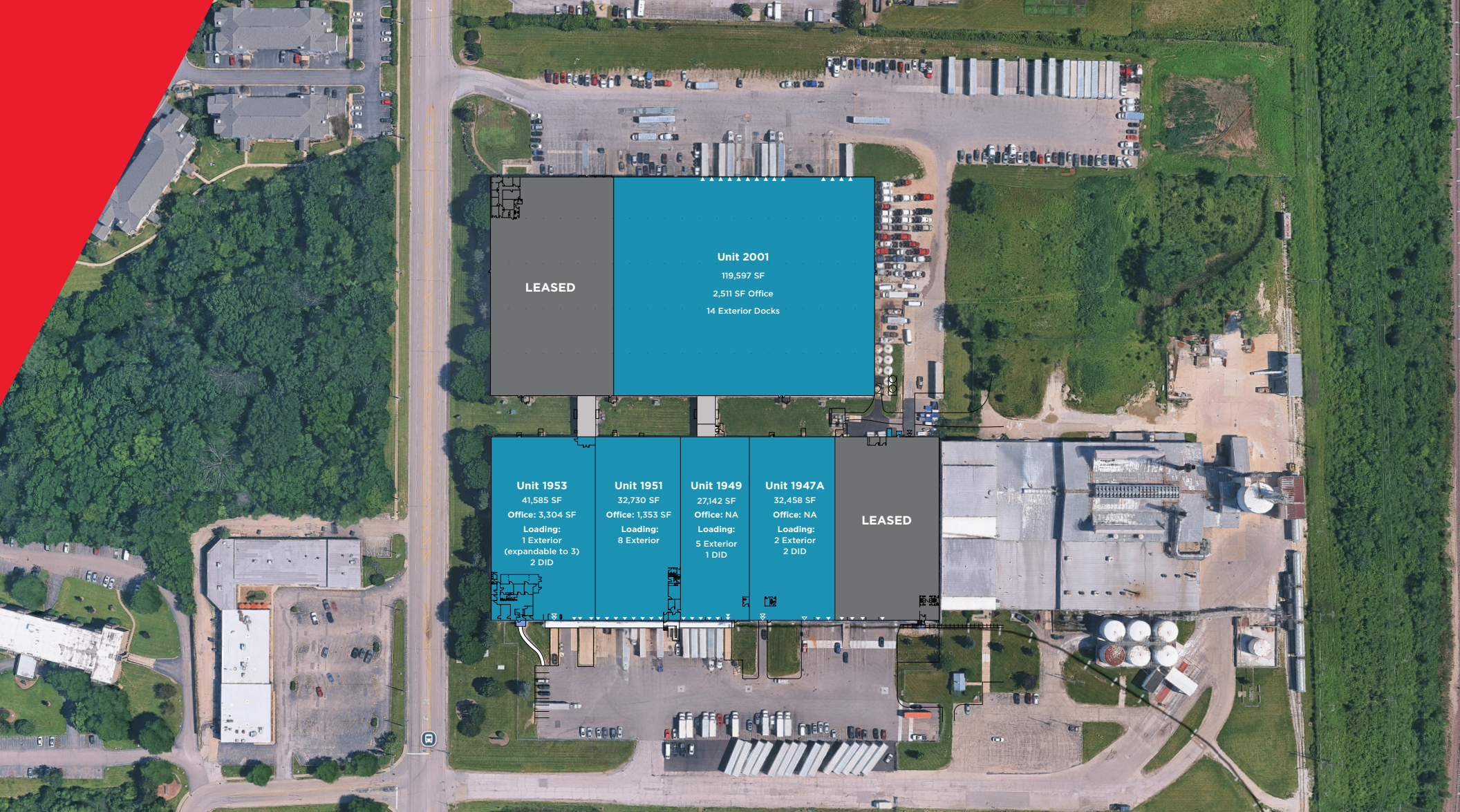
BRETT KRONER
Vice Chair

+1 847 720 1367
brett.kroner@cushwake.com

MARC SAMUELS
Senior Director

+1 847 720 1368
marc.samuels@cushwake.com





LEASED

Unit 2001
 119,597 SF
 2,511 SF Office
 14 Exterior Docks

<p>Unit 1953 41,585 SF Office: 3,304 SF Loading: 1 Exterior (expandable to 3) 2 DID</p>	<p>Unit 1951 32,730 SF Office: 1,353 SF Loading: 8 Exterior</p>	<p>Unit 1949 27,142 SF Office: NA Loading: 5 Exterior 1 DID</p>	<p>Unit 1947A 32,458 SF Office: NA Loading: 2 Exterior 2 DID</p>	<p>LEASED</p>
--	--	---	--	----------------------

For More Information, Please Contact:

ERIC FISCHER
 Vice Chair
 +1 847 720 1369
 eric.fischer@cushwake.com

BRETT KRONER
 Vice Chair
 +1 847 720 1367
 brett.kroner@cushwake.com

MARC SAMUELS
 Senior Director
 +1 847 720 1368
 marc.samuels@cushwake.com



©2025 Cushman & Wakefield. All rights reserved. The information contained in this communication is strictly confidential. This information has been obtained from sources believed to be reliable but has not been verified. NO WARRANTY OR REPRESENTATION, EXPRESS OR IMPLIED, IS MADE AS TO THE CONDITION OF THE PROPERTY (OR PROPERTIES) REFERENCED HEREIN OR AS TO THE ACCURACY OR COMPLETENESS OF THE INFORMATION CONTAINED HEREIN, AND SAME IS SUBMITTED SUBJECT TO ERRORS, OMISSIONS, CHANGE OF PRICE, RENTAL OR OTHER CONDITIONS, WITHDRAWAL WITHOUT NOTICE, AND TO ANY SPECIAL LISTING CONDITIONS IMPOSED BY THE PROPERTY OWNER(S). ANY PROJECTIONS, OPINIONS OR ESTIMATES ARE SUBJECT TO UNCERTAINTY AND DO NOT SIGNIFY CURRENT OR FUTURE PROPERTY PERFORMANCE.