



Space Profile for

Unit: #07/5790

Area: 40057 sq ft

Address

5790 S. Redwood Rd.

Taylorsville, UT 84129



















































4300 West Cypress St., Suite 160

Tampa, FL, 33607





# Legend

	Tenant Water Meter		Air Handler		Rectangular Column		Disconnect
	Sub Water Meter		HVAC Unit		Appliance Outlet		Freezer
	House Water Meter		Blank Air Handler		Outlet		Can Light
	Blank Water Meter		Blank HVAC Unit		Service Panel		Recessed Light
	Tenant Gas Meter		Vertical Fire Riser		Water Heater		Ceiling Fan w/ Light
	Sub Gas Meter		Horizontal Fire Riser		RJ45		Ceiling Fan
	House Gas Meter		Fire Sprinkler		Backflow Preventer		Diffuser
	Blank Gas Meter		Fire Alarm Pull		Water Fountain		Air Vent
	Tenant Electric Meter		Fire Alarm		Grease Trap		Emergency Light
	Sub Electric Meter		Fire Extinguisher		Step Down Transformer		4 Bulb Fluorescent
	House Electric Meter		Thermostat		Floor Drain		2 Bulb Fluorescent
	Blank Electric Meter		Fire Alarm Control Panel		Tankless Water Heater		1 Bulb Fluorescent



## Space Overview

Overview	Actual Square Footage	Measured Depth of Space
	40057 SQFT	200' 0"

Thickness	Front Wall	Rear Wall	Left Wall	Right Wall
	0' 9"	0' 11"	0' 11"	

Flooring	Concrete	Carpet	Tile	Other	Unit	Total
	2594.61 SQFT			36648.5 SQFT	40057 SQFT	39243.11 SQFT

Ceiling  
Information

Height From Floor To Ceiling

Height From Floor To Bottom Of Deck

Height From Floor To Bottom Of Joist

Back: 8' 0"

Front: 23' 11" Back: 23' 3"

Front: 20' 8" Back: 20' 11"

Ceiling  
Information  
Cont.

Clear Ceiling Height

8' 0"

## Mechanical

HVAC	Reference	Manufacturer	Model	Serial	Tonnage	Year	Notes
	1	CARRIER	48TJE008---611AA	4495G3008	7.5	1995	
	2	CARRIER	48TJE012---611AA	4395G30761	10	1995	
	3	CARRIER	48TJE012---611AA	4495G30708	10	1995	
	4	CARRIER	48TJE012---611AA	4495G30735	10	1995	
	5	CARRIER	48TJE012---611AA	4495G30737	10	1995	
	6	CARRIER	48TJE012---611AA	4495G30731	10	1995	
	7	CARRIER	48TJE012---611AA	4495G30239	10	1995	
	8	CARRIER	48TJE012---611AA	4495G30736	10	1995	
	9	CARRIER	LABEL FADED	4495G30089		1995	
	10	CARRIER	48TJE012---611AA	4495G30732	10	1995	
	11	CARRIER	48TJE012---611AA	4495G30733	10	1995	
	12	CARRIER	48TJE012---611AA	4495G30730	10	1995	

## Electric

Disconnect	Reference	Amps	Location	UL Number	Manufacturer	Handle or Breaker	Notes
	1	800	Rear Exterior	Not Listed	Siemens	Handle	Electric meter and main disconnect are located behind locked area belonging to Target.

Electric Meter	Reference	Meter #	Location	Amps	Notes
	1	352171041	Rear Exterior		

Service Panel	Reference	Amps	Service Type	Panel Type	Panel UL Number	Manufacturer	Location	Number of Circuit Breakers	Notes
	1	250	120/208	S1	FR 666492	Siemens	Receiving		
	2	250	120/208	S1	FR 666490	Siemens	Receiving		
	3	250	120/208	S1	FR 666496	Siemens	Receiving		
	4	250	120/208	S1	FR 666466	Siemens	Receiving		
	5	800	120/208	S5	FC 328328	Siemens	Receiving		
	6	250	120/208	S1	FR 666461	Siemens	Receiving		
	7	800	277/480	S4	Label Faded	Siemens	Receiving		
	8	250	277/480	S2	FR 641947	Siemens	Receiving		
	9	250	277/480	S2	FR 641940	Siemens	Receiving		

Step Down Transformer	Reference	Size (kVA)	Service Type	Location	Notes
	1	15	480V	Receiving	
	2	235	480V	Receiving	

*\*IDPlans does not provide an Ampacity Report\**

## Plumbing

House Water Meter	Reference	Meter #	Location	Meter Size	Notes
	1		220935990	Front Exterior	Inaccessible

No Sub Meter Present	Reference	Meter #	Verified Date	Notes
	1		No Sub Meter Present	

Not Present	Assets Not Present
	Backflows

Water Fountains	Number of Water Fountains	Location	Notes
	2	Restroom	

Water Heater	Reference	Manufacturer	Model	Serial	Gallons	Tank	Tankless	Water Line (in)	Location	Notes
	1	Inaccessible	Inaccessible	Inaccessible	0	Yes	No	3/8"	Utility Room	Label Facing Wall

## Waste

<b>Not Present</b>	Assets Not Present
	Grease Trap
	Grease Container

## Fire

Fire Alarm Control Panel	Reference	Manufacturer	Model	Number of Lines	Phone Numbers Listed	Location	Notes
	1	Honeywell	VISTA-128FBP				Receiving

Fire Extinguisher	Number of Fire Extinguishers	Notes
	12	

Fire Riser	Reference	Size	Wet/Dry	Last Inspection Date	Riser Type	Location	Notes
	1						
2							

Sprinkler Heads	Sprinkler Heads Present	Riser Located in Space	Additional Information
	274	Yes	

## Gas

Gas Meter	Reference	Meter #	Location	Size	Notes
	1	25500352	Rear Exterior	1 1/2 inch	The utility company would not confirm the name on the account.

## Room

Restroom	Unit	Description
	Restroom 1	
Restroom 2		