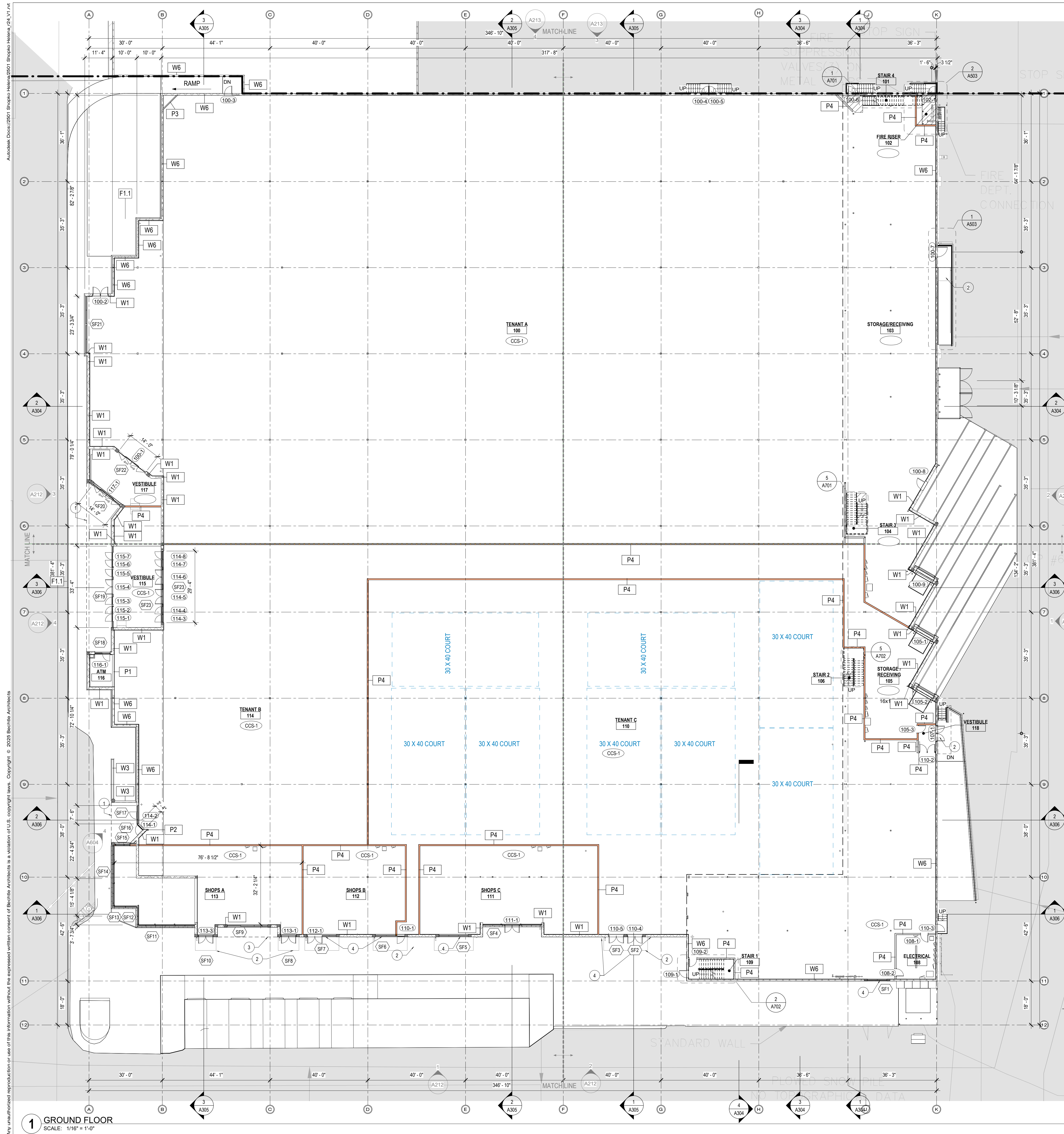


AutoCAD Docu/2501 Shopko Helena 2501 Bechtelle Architects 03.17.24

Any unauthorized reproduction or use of this information without the expressed written consent of Bechtelle Architects is a violation of U.S. copyright laws. Copyright © 2025 Bechtelle Architects

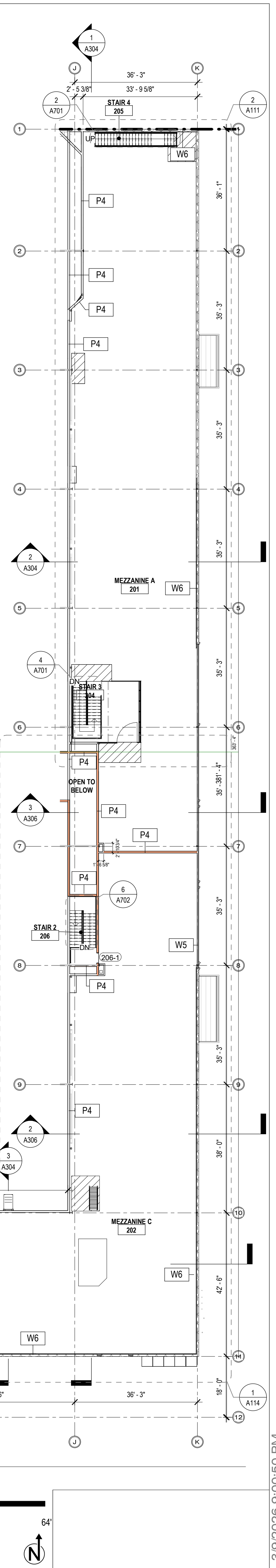
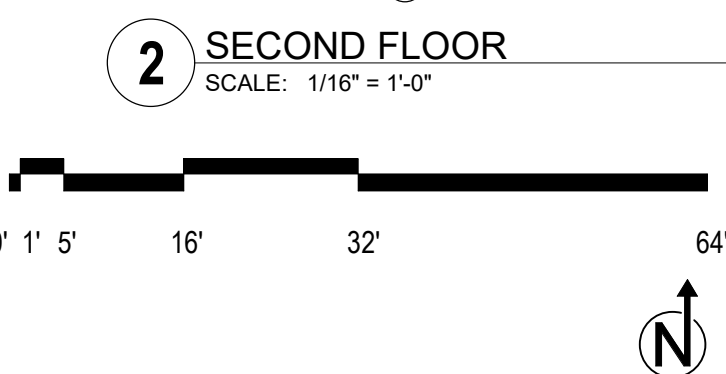
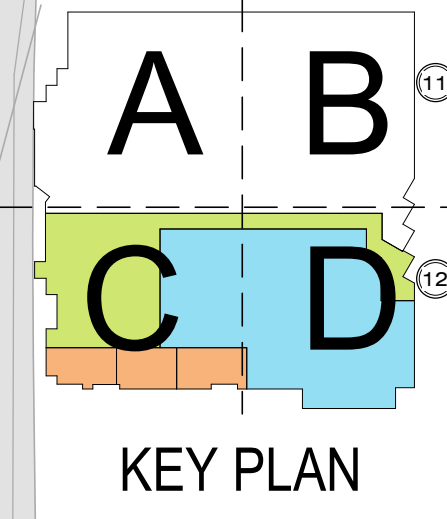


- ### GENERAL FLOOR PLAN NOTES
- A SEE G201 FOR PARTITIONS & ASSEMBLIES.
 - B DIMENSIONS ARE TO F.O. STUD. F.O. STRUCTURAL INSULATED PANEL, F.O. CONCRETE, OR CENTERLINE OF COLUMN.
 - C USE WRITTEN DIMENSIONS. DO NOT SCALE DRAWINGS. WHERE NO DIMENSION IS PROVIDED CONSULT THE ARCHITECT FOR CLARIFICATION BEFORE PROCEEDING WITH THE WORK. CONTACT BECHTELLE ARCHITECTS AT (406) 585-4161
 - D FRAMING CONTRACTOR IS TO COORDINATE LOCATION AND INSTALL ADEQUATE BLOCKING FOR ALL OWNER AND CONTRACTOR SUPPLIED EQUIPMENT.
 - E ALL MATERIAL AND FINISHES ARE TO BE AS SPECIFIED, OR ITS APPROVED EQUAL.
 - F CONTRACTOR SHALL PROVIDE AS-BUILT DRAWINGS SHOWING ANY CHANGES TO PLANS, DIMENSIONS, ETC. ETC.

- ### PARTITION NOTES
- A GWB FINISH & TEXTURE:
 - TYPICAL GWB FINISH SHALL BE LEVEL 4 WITH LIGHT HAND TROWEL TEXTURE.
 - B TENANT SEPARATION WALLS:
 - LEAVE 1/4" GAP AT ALL EDGES OF GWB ABUTTING PERPENDICULAR SURFACES AND FILL GAP WITH ACOUSTICAL SEALANT.
 - APPLY 1/2" BEAD ACOUSTICAL SEALANT AROUND ALL ELECTRICAL BOXES, DUCTWORK, PIPES & OTHER WALL PENETRATIONS (THIS INCLUDES ALL PENETRATIONS OF SOUND WALLS IN CONCEALED CEILING SPACES)
 - WALLS ARE RATED 1 HOUR - FIRE SEAL ALL PENETRATIONS
 - WALLS ARE SOUND WALLS FIED WITH SOUND INSULATION
 - C CONTINUITY:
 - EXTEND PARTITIONS TO UNDERSIDE OF FLOOR OR ROOF STRUCTURE ABOVE UNLESS NOTED OTHERWISE
 - AT WALL, GWB AND SOUND INSULATION SHALL EXTEND TO THE UNDERSIDE OF THE SUBFLOOR OR TO THE ROOF'S SHEATHING ABOVE, TYPICAL.
 - FOR WALLS PERPENDICULAR TO THE STRUCTURE, BLOCKING SHALL BE INSTALLED OVER PARTITIONS, AND THE ENTIRE PERIMETER OF BLOCKING SHALL BE CALKED WITH ACOUSTICAL SEALANT. SOUND INSULATION SHALL EXTEND UP INTO JOIST BAYS TYPICAL AT ALL SOUND WALLS.

REMODEL FLOOR PLAN KEY NOTES

NO.	NOTE DESCRIPTION
1	EXISTING CANOPY ABOVE
2	NEW CANOPY ABOVE
3	ROOF ABOVE
4	NEW STOREFRONT



NOT FOR CONSTRUCTION

SHOPKO REMODEL
3101 N. MONTANA AVE.
HELENA, MT

BECHTELLE ARCHITECTS
4515 Valley Commerce Drive #201
Bozeman, MT 59718
406.585.4161 ph. 406.585.6919 fax

JOB: 2501
DEMOLITION PERMIT
MAR 6, 2026

NO.	DESCRIPTION	DATE

REVISION SCHEDULE

REMODEL GROUND FLOOR & MEZZ. PLAN
A101

3/9/2026 9:00:50 PM

THIS LINE IS 1" HIGH LONG WHEN PRINTED TO FULL SCALE