



± 11,760 SF FOR SUBLEASE

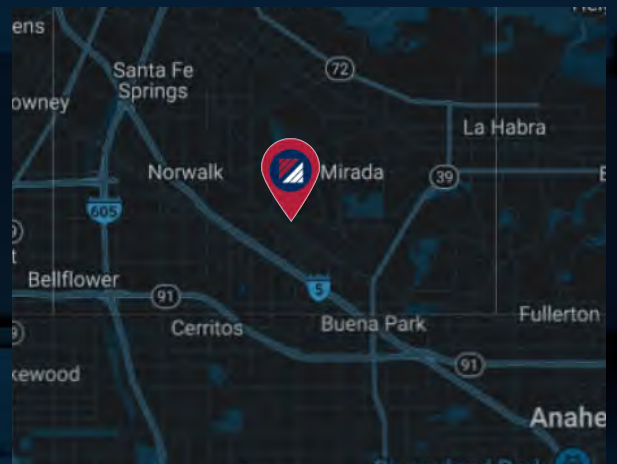
FOR SUBLEASE

14101 Rosecrans Ave, Unit J

LA MIRADA | CA

PROPERTY HIGHLIGHTS

- ± 11,760 Available SF
- High Image Business Park
- 24' Minimum Clearance
- Fire Sprinklers
- Four (4) Dock High Doors
- Two (2) Grade Level Loading
- Immediate Access to 5 and 91 Freeways



EXCLUSIVE LISTING AGENTS:

SAM CHU
P: 562.207.3303
E: sam.chu@daumcommercial.com
CA License #01186837

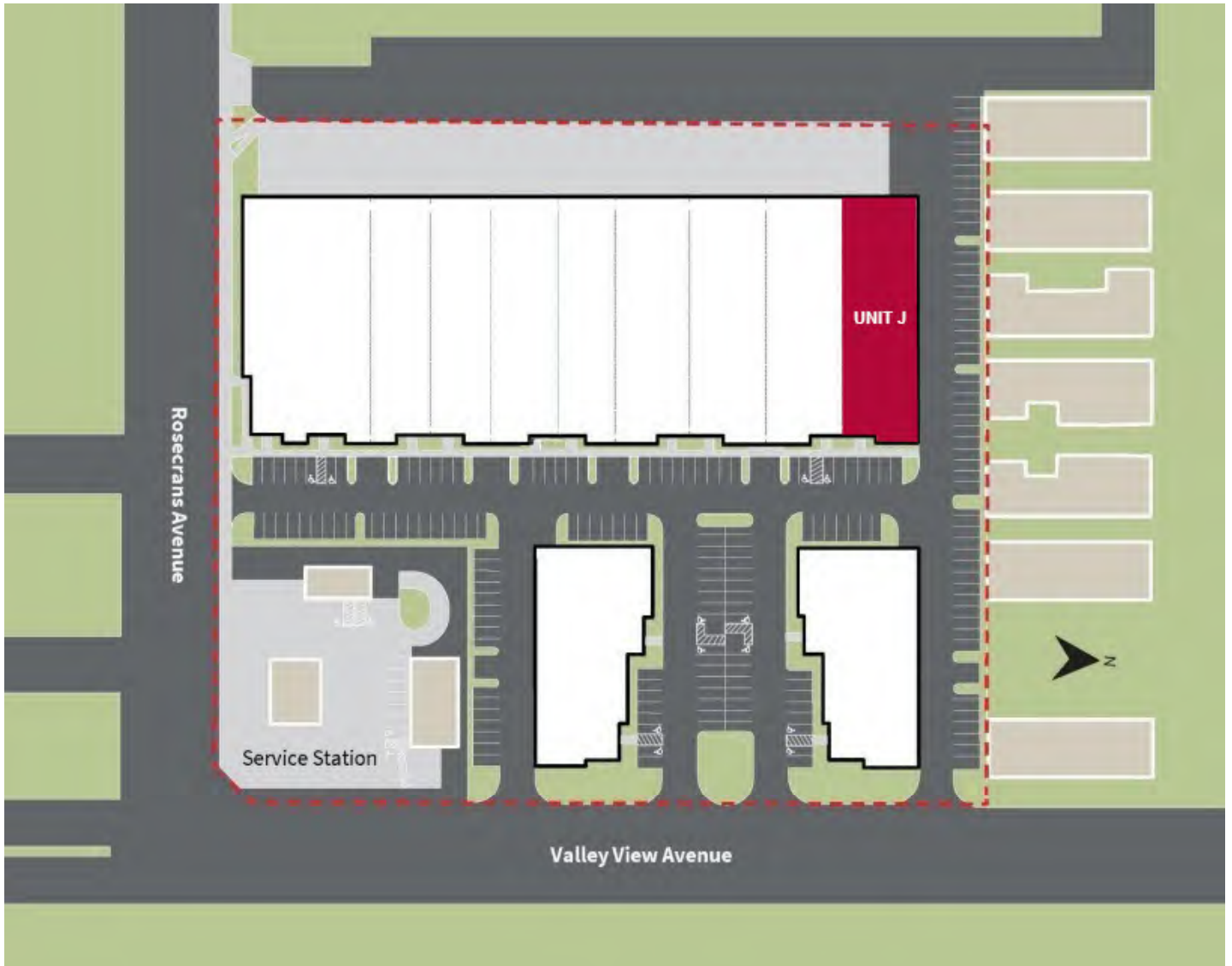
SEAN KIM
P: 213.270.2224
E: sean.kim@daumcommercial.com
CA License #02030559

14101 Rosecrans Ave, Unit J

LA MIRADA | CA

SITE PLAN

± 11,760 SF FOR
SUBLEASE



NOT TO SCALE*

D/AQ Corp. #01129558. Maps courtesy of @Google and @Microsoft. All information provided regarding the sale, rental, or financing of this property is from sources deemed reliable; however, it has not been independently verified. No warranty or representation, express or implied, is made as to the accuracy of the information. All offerings are subject to errors, omissions, changes in price or rental terms, prior sale, lease, financing, or withdrawal without notice.


www.daumcommercial.com

14101 Rosecrans Ave, Unit J

LA MIRADA | CA

GALLERY

± 11,760 SF FOR
SUBLEASE



D/AQ Corp. #01129558. Maps courtesy of @Google and @Microsoft. All information provided regarding the sale, rental, or financing of this property is from sources deemed reliable; however, it has not been independently verified. No warranty or representation, express or implied, is made as to the accuracy of the information. All offerings are subject to errors, omissions, changes in price or rental terms, prior sale, lease, financing, or withdrawal without notice.
www.daumcommercial.com

 **DAUM**
COMMERCIAL REAL ESTATE SERVICES

14101 Rosecrans Ave, Unit J

LA MIRADA | CA

SITE PLAN

± 11,760 SF FOR
SUBLEASE



LOCATION HIGHLIGHTS

14101 Rosecrans Avenue offers a prime sublease opportunity in the highly sought-after South Bay industrial corridor. The property provides excellent connectivity to the 5, 91, and 605 freeways, enabling efficient access throughout Los Angeles and Orange Counties. Situated along a major thoroughfare with strong visibility, the site supports warehousing, distribution, or light manufacturing uses. This infill location benefits from limited industrial vacancy, established infrastructure, and a business-friendly environment—making it an ideal option for users seeking approximately ±11,760 SF of functional, well-located space.

D/AQ Corp. #01129558. Maps courtesy of @Google and @Microsoft. All information provided regarding the sale, rental, or financing of this property is from sources deemed reliable; however, it has not been independently verified. No warranty or representation, express or implied, is made as to the accuracy of the information. All offerings are subject to errors, omissions, changes in price or rental terms, prior sale, lease, financing, or withdrawal without notice.

www.daumcommercial.com

DAUM
COMMERCIAL REAL ESTATE SERVICES

