

CURRENTLY GOING THROUGH RENOVATIONS



FOR LEASE

30,215 SF INDUSTRIAL

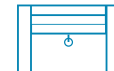
1210

**KONA DRIVE, UNIT B
COMPTON | CA**

PROPERTY HIGHLIGHTS



**30,215 SF
AVAILABLE**



**4 DOCK HIGH AND
1 DRIVE IN DOORS**



**FENCED
YARD**

FOR MORE INFORMATION, PLEASE CONTACT:

DENNIS SANDOVAL

E.V.P. | PRINCIPAL

P: 562.576.1421 | M: 562.884.9147

dsandoval@daumcre.com

CA DRE#: 00687518

KEVIN SANDOVAL

ASSOCIATE V.P.

P: 562.576.1420 | M: 562.618.9855

ksandoval@daumcre.com

CA DRE#: 01963831

BRYAN SANDOVAL

ASSOCIATE

P: 562.576.0555 | M: 562.233.0807

bsandoval@daumcre.com

CA DRE#: 01924403

NADIA SANDOVAL

ASSOCIATE

P: 310.538.6700 | C: 310.991.8694

nnsandoval@daumcommercial.com

DRE License: #02093389

D/AQ Corp. #01129558. Maps Courtesy ©Google & ©Microsoft. Although all information is furnished regarding for sale, rental or financing from sources deemed reliable, such information has not been verified and no express representation is made nor is any to be implied as to the accuracy thereof, and it is submitted subject to errors, omissions, changes of price, rental or other conditions, prior sale, lease or financing, or withdrawal without notice.

www.daumcommercial.com

DAUM
COMMERCIAL REAL ESTATE SERVICES

FOR LEASE

30,215 SF INDUSTRIAL

1210

KONA DRIVE, UNIT B
COMPTON | CA

PROPERTY HIGHLIGHTS

Address	1210 Kona Drive, Unit B
Building Size	30,215 SF
Construction	Concrete
APN	7319-003-034
Doors	4 Dock High and 1 Drive In Doors
Office	TBD
Clear Height	22'
Year Built	1980
Parking	TBD
Yard	Unit B: Private Fenced Yard
Location	Desirable location just south of the 91 freeway, with immediate access. LAX, Ports of Long Beach and LA are in good proximity.
Freeway	Good access to 91, 710, 110, 405 freeways.



D/AQ Corp. #01129558. Maps Courtesy ©Google & ©Microsoft. Although all information is furnished regarding for sale, rental or financing from sources deemed reliable, such information has not been verified and no express representation is made nor is any to be implied as to the accuracy thereof, and it is submitted subject to errors, omissions, changes of price, rental or other conditions, prior sale, lease or financing, or withdrawal without notice.


www.daumcommercial.com

DAUM
COMMERCIAL REAL ESTATE SERVICES

FOR LEASE
30,215 SF INDUSTRIAL
PHOTOS



1210 KONA DRIVE, UNIT B
COMPTON | CA



FOR MORE INFORMATION, PLEASE CONTACT:

DENNIS SANDOVAL

E.V.P. | PRINCIPAL

P: 562.576.1421 | M: 562.884.9147

dsandoval@daumcre.com

CA DRE#: 00687518

KEVIN SANDOVAL

ASSOCIATE V.P.

P: 562.576.1420 | M: 562.618.9855

ksandoval@daumcre.com

CA DRE#: 01963831

BRYAN SANDOVAL

ASSOCIATE

P: 562.576.0555 | M: 562.233.0807

bsandoval@daumcre.com

CA DRE#: 01924403

NADIA SANDOVAL

ASSOCIATE

P: 310.538.6700 | C: 310.991.8694

nnsandoval@daumcommercial.com

DRE License: #02093389

D/AQ Corp. #01129558. Maps Courtesy ©Google & ©Microsoft. Although all information is furnished regarding for sale, rental or financing from sources deemed reliable, such information has not been verified and no express representation is made nor is any to be implied as to the accuracy thereof, and it is submitted subject to errors, omissions, changes of price, rental or other conditions, prior sale, lease or financing, or withdrawal without notice.

www.daumcommercial.com



FOR LEASE
30,215 SF INDUSTRIAL



1210 KONA DRIVE, UNIT B
COMPTON | CA



FOR MORE INFORMATION, PLEASE CONTACT:

DENNIS SANDOVAL

E.V.P. | PRINCIPAL

P: 562.576.1421 | M: 562.884.9147

dsandoval@daumcre.com

CA DRE#: 00687518

KEVIN SANDOVAL

ASSOCIATE V.P.

P: 562.576.1420 | M: 562.618.9855

ksandoval@daumcre.com

CA DRE#: 01963831

BRYAN SANDOVAL

ASSOCIATE

P: 562.576.0555 | M: 562.233.0807

bsandoval@daumcre.com

CA DRE#: 01924403

NADIA SANDOVAL

ASSOCIATE

P: 310.538.6700 | C: 310.991.8694

nnsandoval@daumcommercial.com

DRE License: #02093389

D/AQ Corp. #01129558. Maps Courtesy ©Google & ©Microsoft. Although all information is furnished regarding for sale, rental or financing from sources deemed reliable, such information has not been verified and no express representation is made nor is any to be implied as to the accuracy thereof, and it is submitted subject to errors, omissions, changes of price, rental or other conditions, prior sale, lease or financing, or withdrawal without notice.

www.daumcommercial.com



FOR LEASE

30,215 SF INDUSTRIAL

1210 KONA DRIVE, UNIT B COMPTON | CA



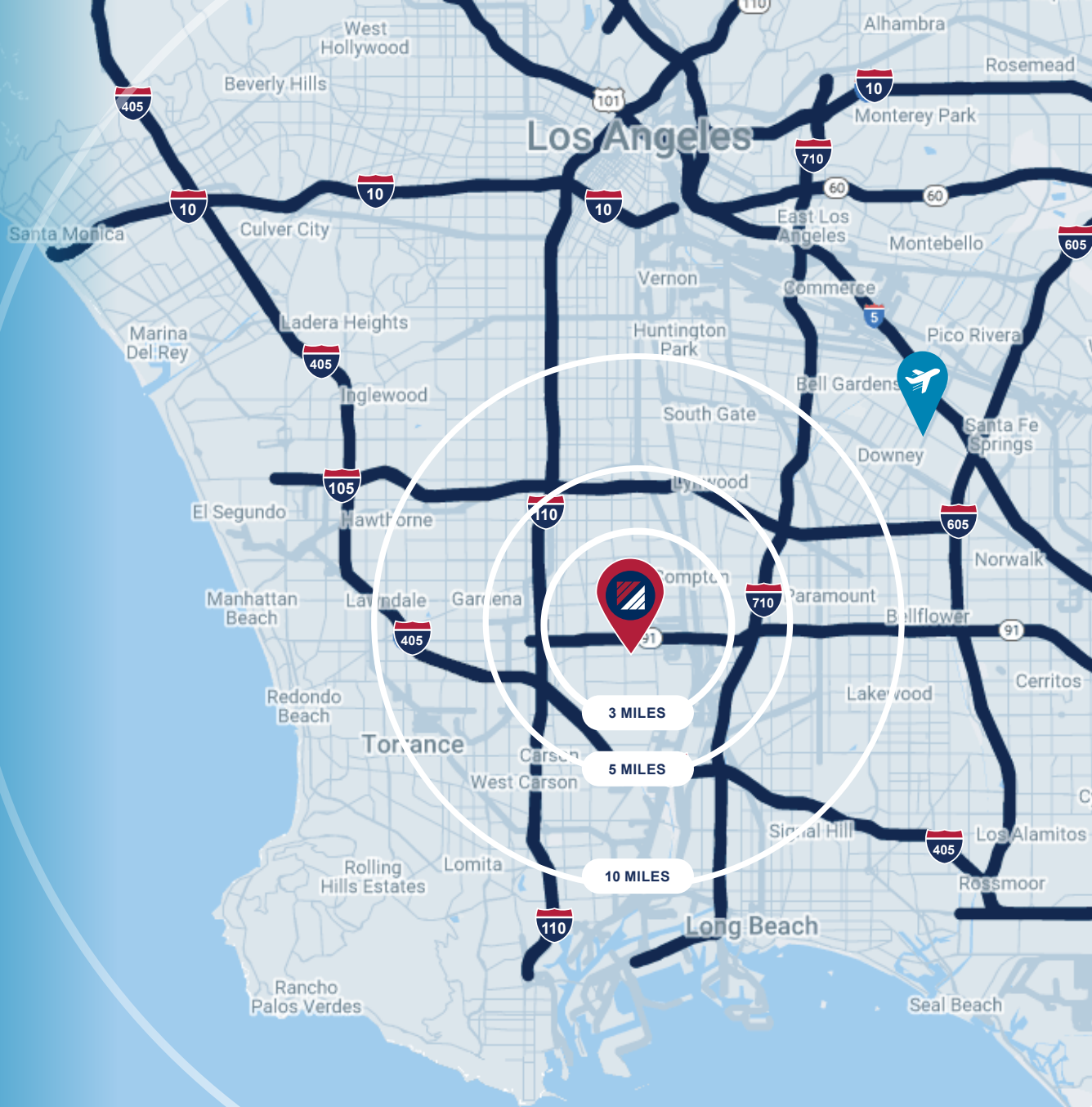
AIRPORT

Long Beach (Daugherty Field)
16 min | 9.6 mi

Los Angeles International
22 min | 14.6 mi

Bob Hope
43 min | 32.4 mi

DEMOGRAPHICS	3 MILES	5 MILES	10 MILES
2020 POPULATION	177,303	678,916	2,896,098
2024 POPULATION	165,898	634,418	2,725,361
2029 POPULATION PROJECTION	159,642	610,317	2,625,873
2020 HOUSEHOLDS	48,306	192,943	901,319
2024 HOUSEHOLDS	44,808	178,735	846,275
2029 HOUSEHOLD PROJECTION	43,008	171,515	814,490
TOTAL SPECIFIED CONSUMER SPENDING (\$)	\$1.6B	\$6.2B	\$28.8B



Google

D/AQ Corp. #01129558. Maps Courtesy ©Google & ©Microsoft. Although all information is furnished regarding for sale, rental or financing from sources deemed reliable, such information has not been verified and no express representation is made nor is any to be implied as to the accuracy thereof, and it is submitted subject to errors, omissions, changes of price, rental or other conditions, prior sale, lease or financing, or withdrawal without notice.