

±16,930 SF (±0.39 Acres) of Vacant Land For Sale in Mojave, CA
 Land For Sale | 16201 Sierra Hwy Mojave, CA 93501



**CENTRAL CA
 COMMERCIAL**



Sale Price	\$89,000
------------	-----------------

OFFERING SUMMARY

Available SF:	16,930 SF
Lot Size:	0.39 Acres
Price / Acre:	\$228,205
Zoning:	C-2: General Commercial
Market:	SE Outlying Kern County
Submarket:	SE Outlying Kern County
Cross Streets:	Hey 14 & Mono St
APN:	236-120-10-00-3

PROPERTY HIGHLIGHTS

- ±16,930 SF (±0.39 Acres) of Retail Vacant Land
- Zoned C-2: General Commercial
- Located In Federal Opportunity Zone (Tax Advantages)
- Aerospace Hwy Frontage
- High Visibility and High Traffic Count
- Existing Curb/Gutter/Sidewalk
- Utilities, PG&E, Sewer In Place
- 70' X 240' W/Perimeter Block Wall & Asphalt Paved
- Flexible Business-Friendly County
- Located North of California City, CA

Jared Ennis
 Executive Vice President
 CalDRE #01945284
 jared@centralcacommercial.com
 559.705.1000

Kevin Land
 Executive Managing Director
 CalDRE #01516541
 kevin@centralcacommercial.com
 559.705.1000

Central CA Commercial
 Investments | Industrial | Office
 Multifamily | Retail | Land | Specialty
CentralCaCommercial.com

We obtained the information above from sources we believe to be reliable. However, we have not verified its accuracy and make no guarantee, warranty or representation about it. It is submitted subject to the possibility of errors, omissions, change of price, rental or other conditions, prior sale, lease or financing, or withdrawal without notice. We include projections, opinions, assumptions or estimates for example only, and they may not represent current or future performance of the property. You and your tax and legal advisors should conduct your own investigation of the property and transaction.

±16,930 SF (±0.39 Acres) of Vacant Land For Sale in Mojave, CA
Land For Sale | 16201 Sierra Hwy Mojave, CA 93501



**CENTRAL CA
COMMERCIAL**

PROPERTY DESCRIPTION

±16,930 SF (±0.39 Acres) of prime retail land situated along Aerospace Highway, right on CA-14. Its high visibility, efficient traffic flow, and easy access make it perfect for retail, restaurant, or other commercial uses. Located in an Opportunity Zone, the property offers several tax benefits, making it a great investment. Improvements include 240 feet of frontage along Aerospace Hwy, existing utilities, PG&E, & sewer in place. The parcel measures 70' X 240' w/ perimeter block wall & asphalt paved. This site offers ample parking and is surrounded by existing businesses such as Starbucks, Family Dollar, McDonald's, KFC, Denny's & many others. Zoning is flexible making this site ideal for retail commercial activities, including regional shopping centers, retail stores, restaurants, offices, and service-oriented business.

LOCATION DESCRIPTION

Mojave is an unincorporated community in Kern County, situated in the southeastern part of the county, near the boarder with San Bernardino County. Mojave is situated along U.S. Route 58 and CA-14 which connect it to other major routes and cities, including Bakersfield to the west and Barstow to the east. Mojave is a gateway to several natural attractions, including the Mojave National Preserve and the Joshua Tree National Park, making it a good base business catering to tourist; such as retail stores, restaurants, or lodging.



Jared Ennis
Executive Vice President
CalDRE #01945284
jared@centralcommercial.com
559.705.1000

Kevin Land
Executive Managing Director
CalDRE #01516541
kevin@centralcommercial.com
559.705.1000

Central CA Commercial
Investments | Industrial | Office
Multifamily | Retail | Land | Specialty
CentralCaCommercial.com

We obtained the information above from sources we believe to be reliable. However, we have not verified its accuracy and make no guarantee, warranty or representation about it. It is submitted subject to the possibility of errors, omissions, change of price, rental or other conditions, prior sale, lease or financing, or withdrawal without notice. We include projections, opinions, assumptions or estimates for example only, and they may not represent current or future performance of the property. You and your tax and legal advisors should conduct your own investigation of the property and transaction.

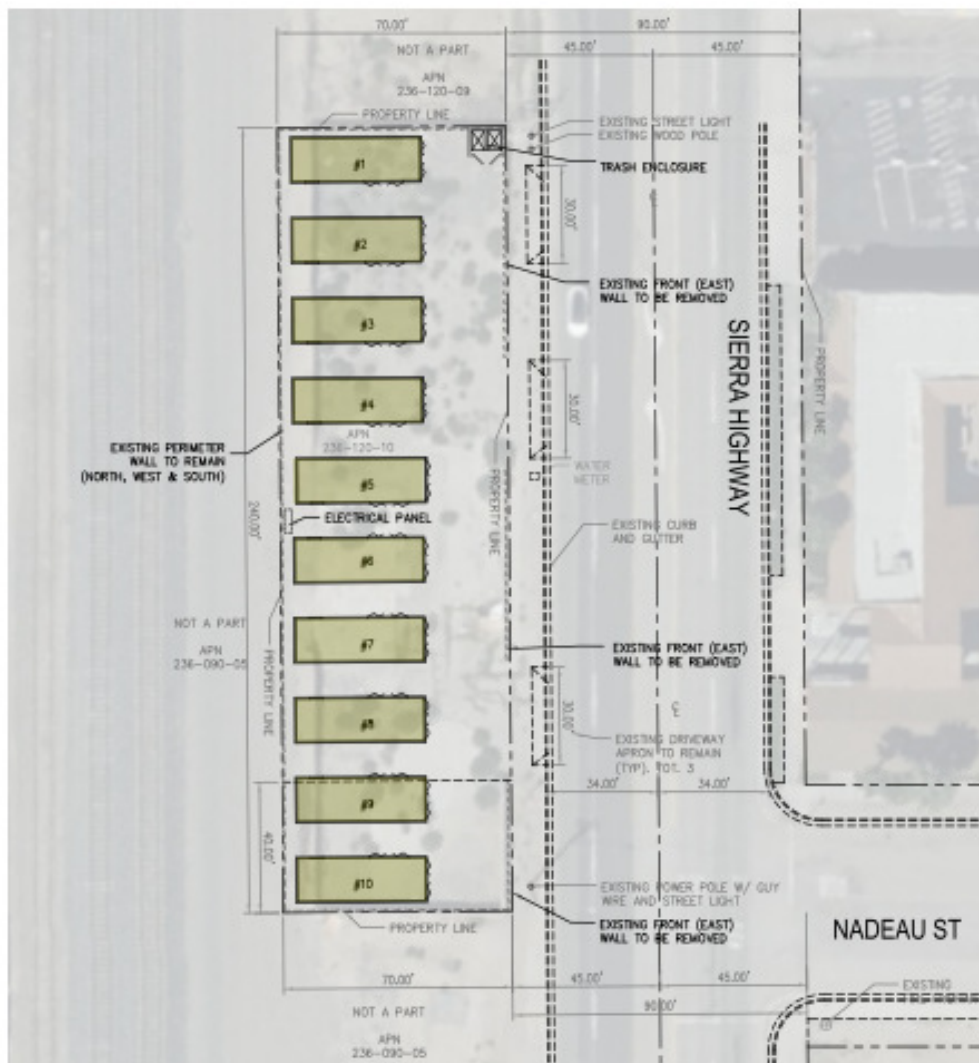
±16,930 SF (±0.39 Acres) of Vacant Land For Sale in Mojave, CA
Land For Sale | 16201 Sierra Hwy Mojave, CA 93501



**CENTRAL CA
COMMERCIAL**

CITY OF MOJAVE
KERN COUNTY
CALIFORNIA
SITE PLAN
FOR
MOJAVE COMMUNITY HOUSING

SENATE BILL (SB) 330- 'BUILDER'S REMEDY'



Jared Ennis
Executive Vice President
CalDRE #01945284
jared@centralcacommercial.com
559.705.1000

Kevin Land
Executive Managing Director
CalDRE #01516541
kevin@centralcacommercial.com
559.705.1000

Central CA Commercial
Investments | Industrial | Office
Multifamily | Retail | Land | Specialty
CentralCaCommercial.com

We obtained the information above from sources we believe to be reliable. However, we have not verified its accuracy and make no guarantee, warranty or representation about it. It is submitted subject to the possibility of errors, omissions, change of price, rental or other conditions, prior sale, lease or financing, or withdrawal without notice. We include projections, opinions, assumptions or estimates for example only, and they may not represent current or future performance of the property. You and your tax and legal advisors should conduct your own investigation of the property and transaction.

±16,930 SF (±0.39 Acres) of Vacant Land For Sale in Mojave, CA
Land For Sale | 16201 Sierra Hwy Mojave, CA 93501



**CENTRAL CA
COMMERCIAL**



Jared Ennis
Executive Vice President

CalDRE #01945284
jared@centralcacommercial.com
559.705.1000

Kevin Land
Executive Managing Director

CalDRE #01516541
kevin@centralcacommercial.com
559.705.1000

Central CA Commercial
Investments | Industrial | Office
Multifamily | Retail | Land | Specialty
CentralCaCommercial.com

We obtained the information above from sources we believe to be reliable. However, we have not verified its accuracy and make no guarantee, warranty or representation about it. It is submitted subject to the possibility of errors, omissions, change of price, rental or other conditions, prior sale, lease or financing, or withdrawal without notice. We include projections, opinions, assumptions or estimates for example only, and they may not represent current or future performance of the property. You and your tax and legal advisors should conduct your own investigation of the property and transaction.

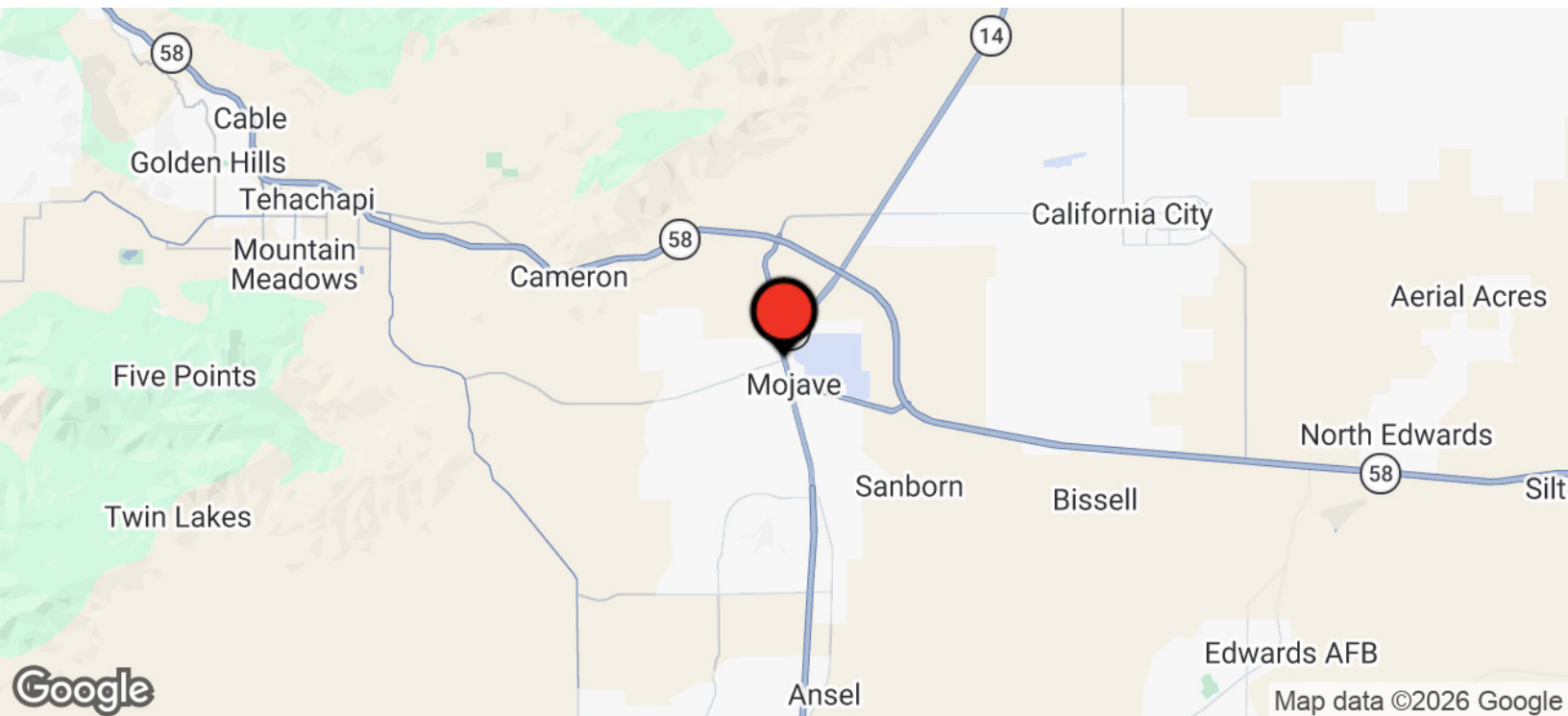
±16,930 SF (±0.39 Acres) of Vacant Land For Sale in Mojave, CA
Land For Sale | 16201 Sierra Hwy Mojave, CA 93501



**CENTRAL CA
COMMERCIAL**



Map data ©2026 Imagery ©2026 Airbus, CNES / Airbus, Maxar Technologies



Map data ©2026 Google

Jared Ennis
Executive Vice President

CalDRE #01945284
jared@centralcacommercial.com
559.705.1000

Kevin Land
Executive Managing Director

CalDRE #01516541
kevin@centralcacommercial.com
559.705.1000

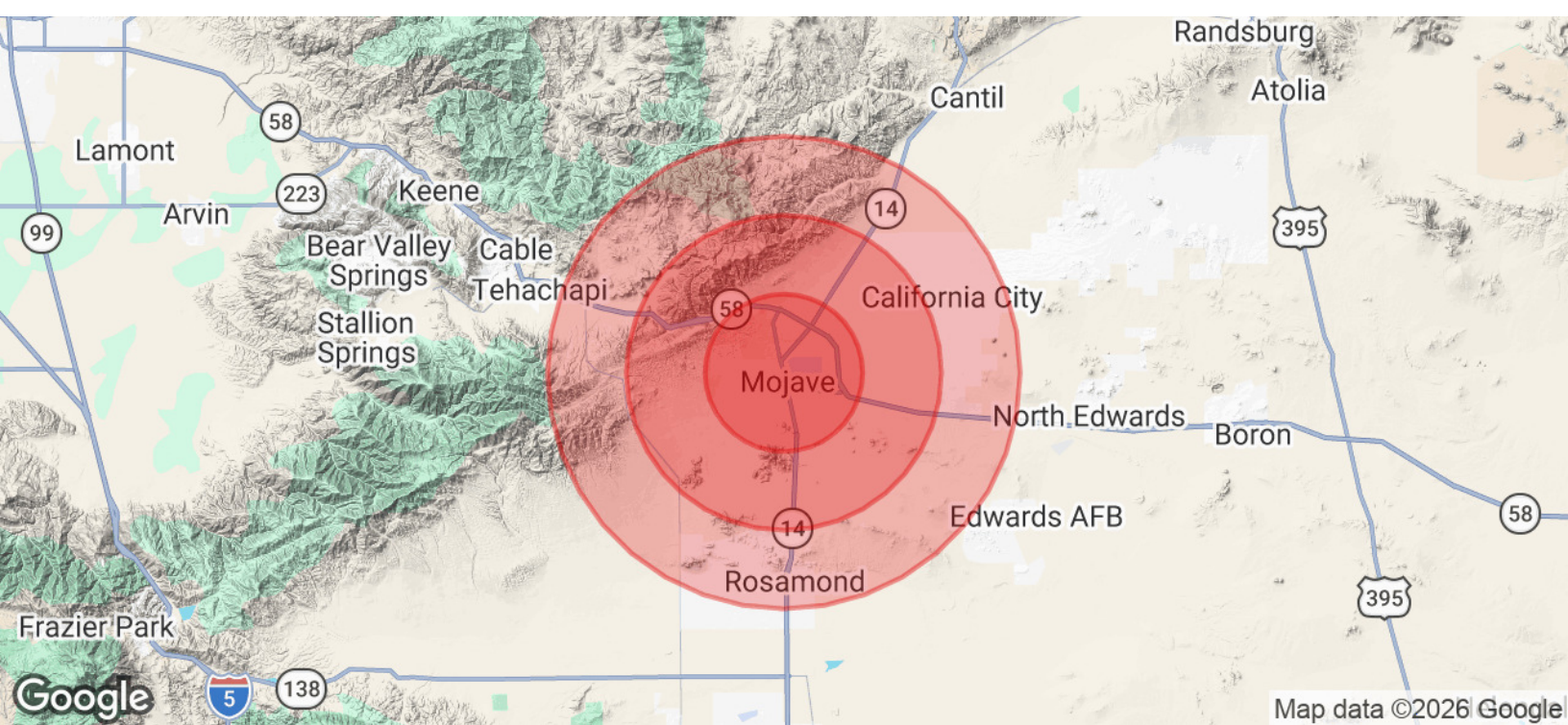
Central CA Commercial
Investments | Industrial | Office
Multifamily | Retail | Land | Specialty
CentralCaCommercial.com

We obtained the information above from sources we believe to be reliable. However, we have not verified its accuracy and make no guarantee, warranty or representation about it. It is submitted subject to the possibility of errors, omissions, change of price, rental or other conditions, prior sale, lease or financing, or withdrawal without notice. We include projections, opinions, assumptions or estimates for example only, and they may not represent current or future performance of the property. You and your tax and legal advisors should conduct your own investigation of the property and transaction.

±16,930 SF (±0.39 Acres) of Vacant Land For Sale in Mojave, CA
 Land For Sale | 16201 Sierra Hwy Mojave, CA 93501



**CENTRAL CA
 COMMERCIAL**



POPULATION	5 MILES	10 MILES	15 MILES
Total Population	4,273	5,769	35,923
Average Age	35	37	37
Average Age (Male)	35	37	36
Average Age (Female)	36	38	37

HOUSEHOLDS & INCOME	5 MILES	10 MILES	15 MILES
Total Households	1,544	2,074	12,556
# of Persons per HH	2.8	2.8	2.9
Average HH Income	\$67,805	\$69,959	\$83,215
Average House Value	\$166,660	\$200,171	\$301,954

ETHNICITY (%)	5 MILES	10 MILES	15 MILES
Hispanic	46.2%	46.2%	43.8%

Jared Ennis
 Executive Vice President
 CalDRE #01945284
 jared@centralcacommercial.com
 559.705.1000

Kevin Land
 Executive Managing Director
 CalDRE #01516541
 kevin@centralcacommercial.com
 559.705.1000

Central CA Commercial
 Investments | Industrial | Office
 Multifamily | Retail | Land | Specialty
CentralCaCommercial.com

We obtained the information above from sources we believe to be reliable. However, we have not verified its accuracy and make no guarantee, warranty or representation about it. It is submitted subject to the possibility of errors, omissions, change of price, rental or other conditions, prior sale, lease or financing, or withdrawal without notice. We include projections, opinions, assumptions or estimates for example only, and they may not represent current or future performance of the property. You and your tax and legal advisors should conduct your own investigation of the property and transaction.