

FLOOR	OFFICES	CONFERENCE ROOMS
7	-	14
8	55	4
9	61	3
10	54	4

TOTAL	170 OFFICES	25 CONFERENCE ROOMS
-------	-----------------------	-------------------------------

TOTAL SEATS	230 PEOPLE (INCLUDES WORKSTATIONS)	214 SEATS
-------------	---	---------------------

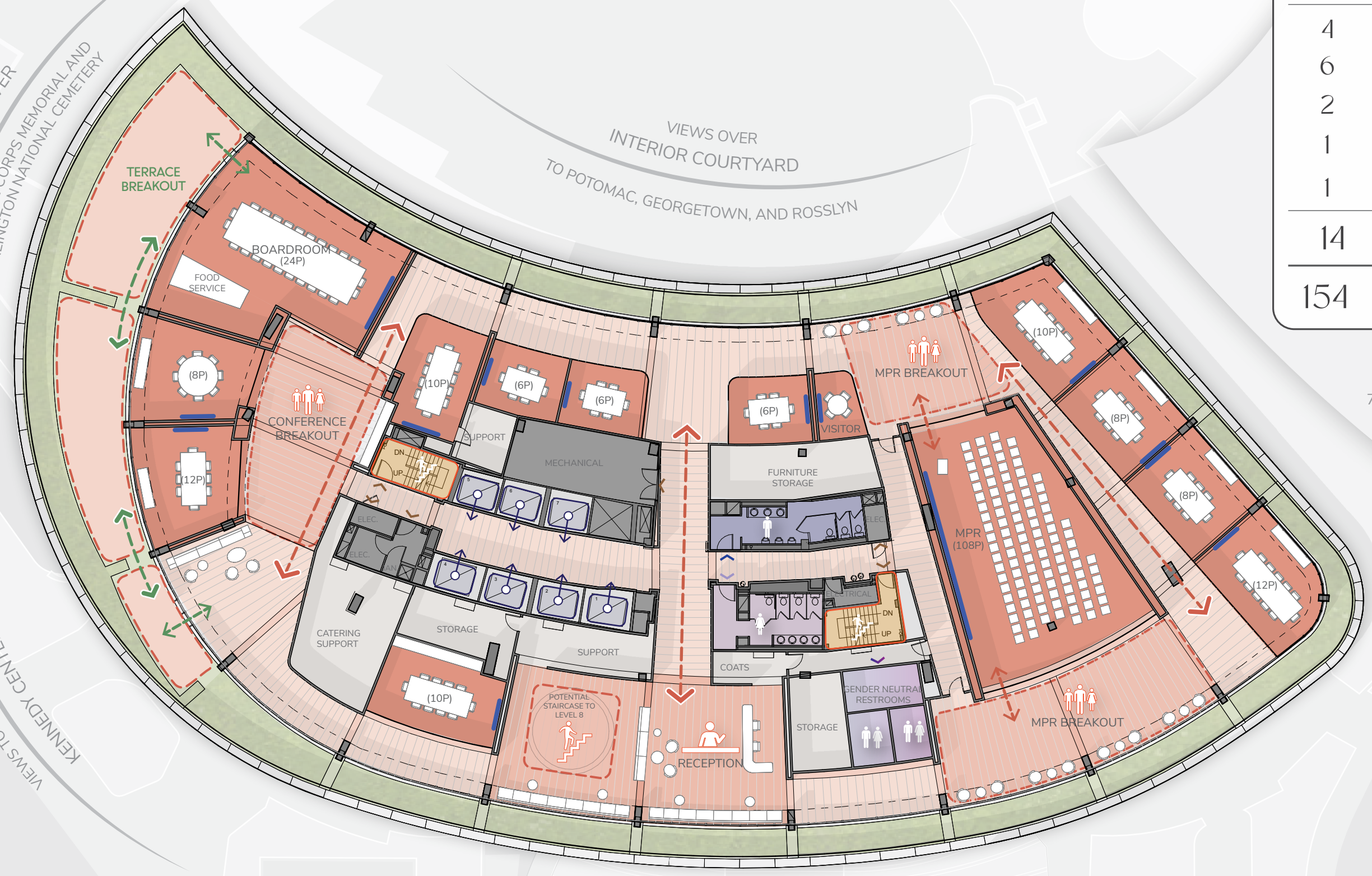
LEVELS 7-10 SUMMARY 99,483 Total RSF



LEVEL 7 23,119 RSF

4	4-6 (P) CONFERENCE
6	8-10 (P) CONFERENCE
2	12+ (P) CONFERENCE
1	20+ (P) CONFERENCE
1	MULTIPURPOSE ROOM
<hr/>	
14	TOTAL CONFERENCE
<hr/>	
154	TOTAL SEATS

700 NEW HAMPSHIRE AVE.
CONDOMINIUMS

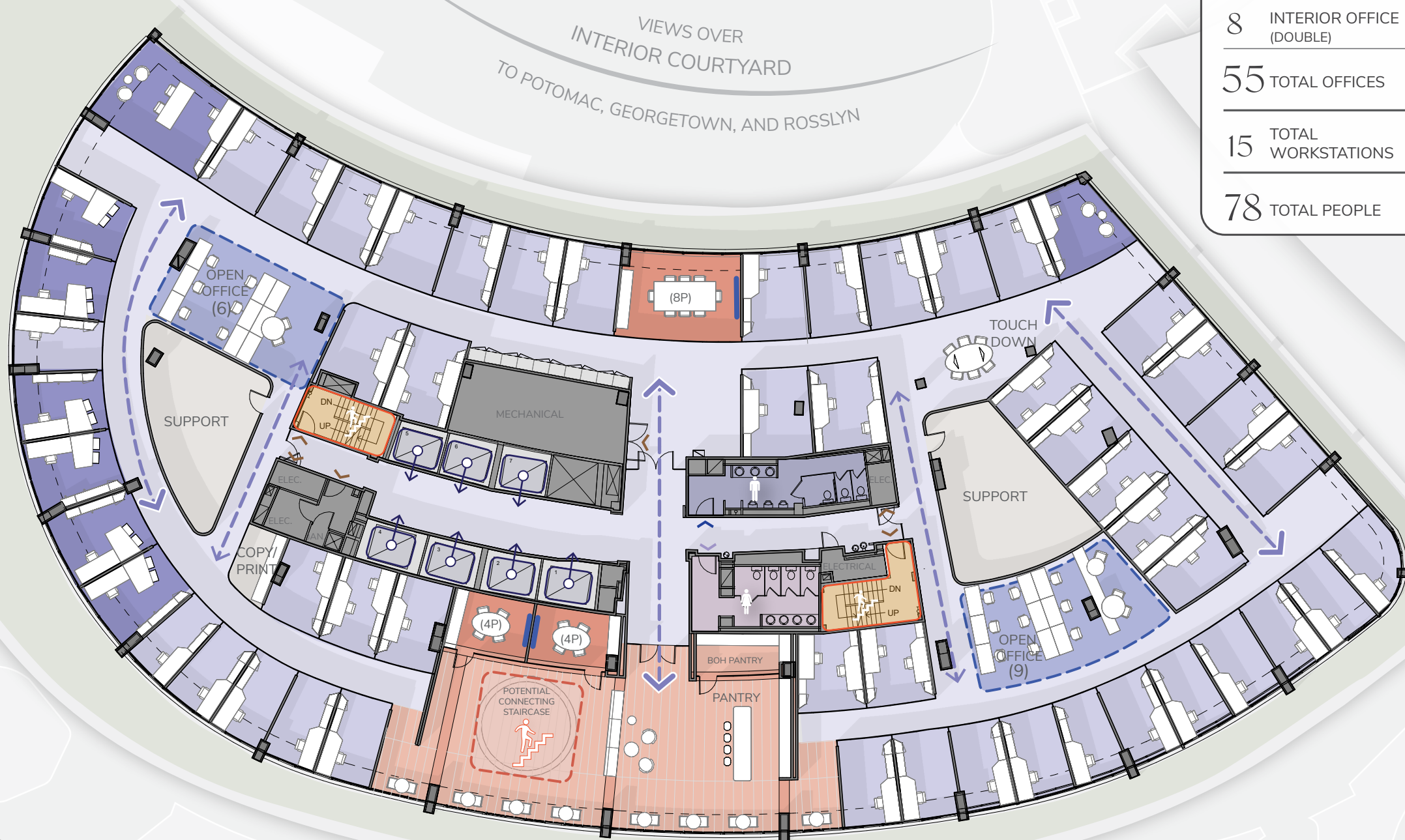


NEW HAMPSHIRE AVE.

LEVEL 7 CONFERENCE (4 FLOOR STACK – 7 THRU 10) 23,119 RSF



LEVEL 8		23,102 RSF	
8	PERIMETER OFFICE (LARGE)	3	4-6 (P) CONFERENCE
33	PERIMETER OFFICE	1	8-10 (P) CONFERENCE
6	INTERIOR OFFICE (SINGLE)	0	12+ (P) CONFERENCE
8	INTERIOR OFFICE (DOUBLE)	0	20+ (P) CONF
55	TOTAL OFFICES	0	MPR
15	TOTAL WORKSTATIONS	4	TOTAL CONFERENCE
78	TOTAL PEOPLE	22	TOTAL SEATS



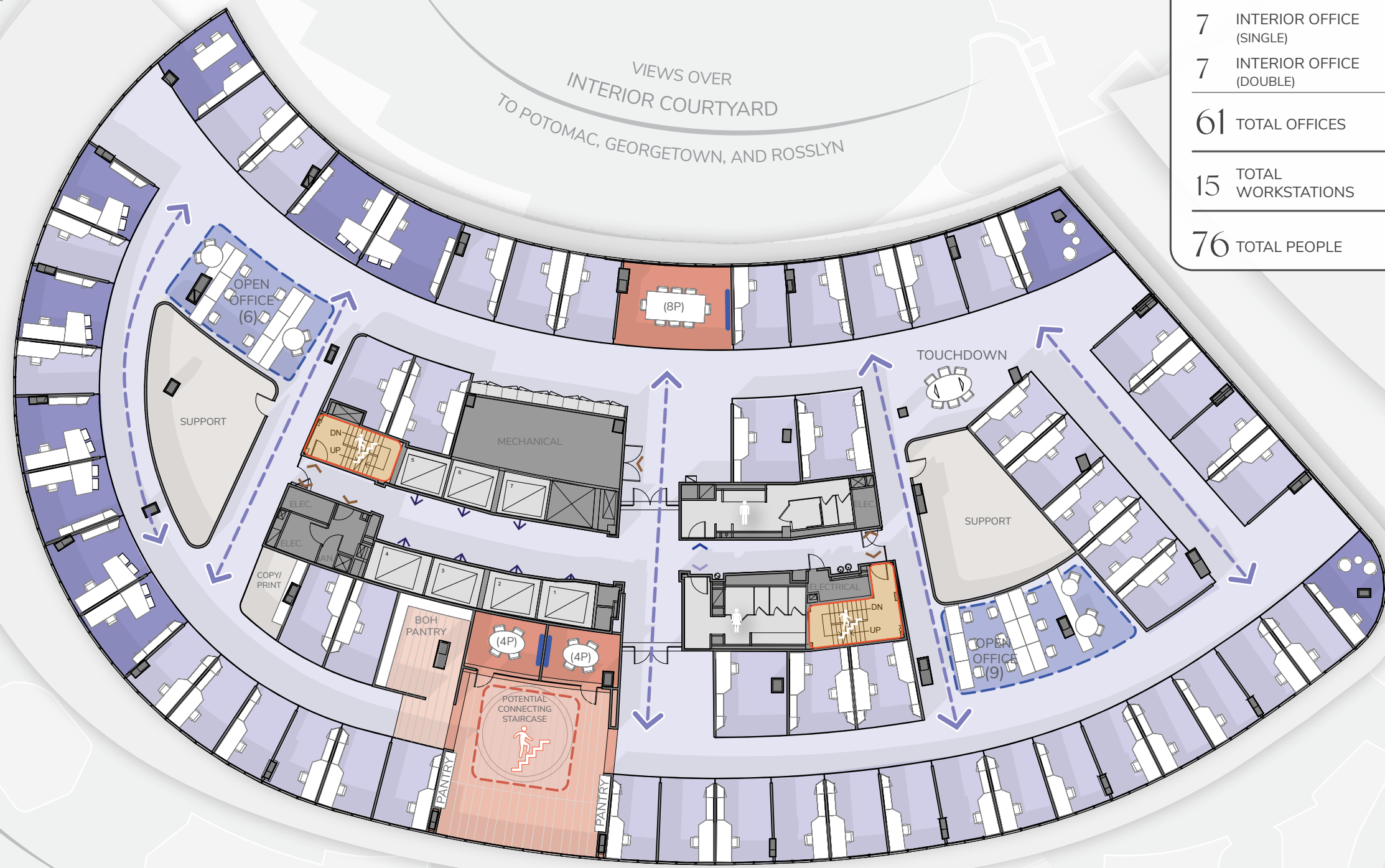
700 NEW HAMPSHIRE AVE. CONDOMINIUMS

NEW HAMPSHIRE AVE.

LEVEL 8 WORKSPACE (4 FLOOR STACK – 7 THRU 10) 23,102 RSF



LEVEL 9		26,653 RSF	
11	PERIMETER OFFICE (LARGE)	2	4-6 (P) CONFERENCE
36	PERIMETER OFFICE	1	8-10 (P) CONFERENCE
7	INTERIOR OFFICE (SINGLE)	0	12+ (P) CONFERENCE
7	INTERIOR OFFICE (DOUBLE)	0	20+ (P) CONF
61	TOTAL OFFICES	0	MPR
15	TOTAL WORKSTATIONS	3	TOTAL CONFERENCE
76	TOTAL PEOPLE	16	TOTAL SEATS



700 NEW HAMPSHIRE AVE. CONDOMINIUMS

NEW HAMPSHIRE AVE.

F STREET
 VIEWS TO MONUMENTS
 KENNEDY CENTER

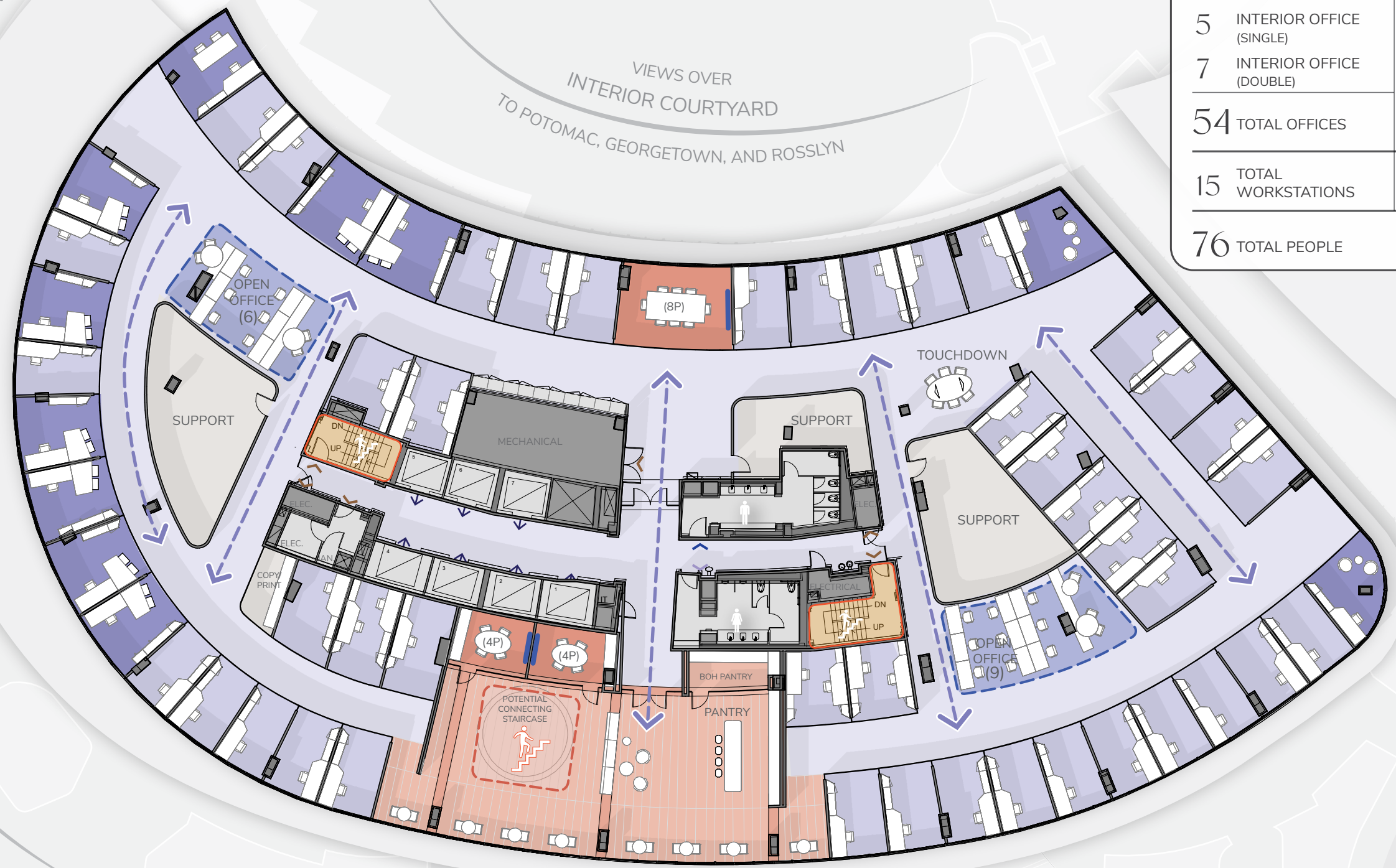
VIEWS ACROSS POTOMAC RIVER
 TO MARINE CORPS MEMORIAL AND ARLINGTON NATIONAL CEMETERY

VIEWS OVER INTERIOR COURTYARD TO POTOMAC, GEORGETOWN, AND ROSSLYN

LEVEL 9 WORKSPACE (4 FLOOR STACK – 7 THRU 10) 26,653 RSF



LEVEL 10		26,609 RSF	
11	PERIMETER OFFICE (LARGE)	3	4-6 (P) CONFERENCE
31	PERIMETER OFFICE	1	8-10 (P) CONFERENCE
5	INTERIOR OFFICE (SINGLE)	0	12+ (P) CONFERENCE
7	INTERIOR OFFICE (DOUBLE)	0	20+ (P) CONF
54	TOTAL OFFICES	0	MPR
15	TOTAL WORKSTATIONS	4	TOTAL CONFERENCE
76	TOTAL PEOPLE	22	TOTAL SEATS



700 NEW HAMPSHIRE AVE. CONDOMINIUMS

NEW HAMPSHIRE AVE.

LEVEL 10 WORKSPACE (4 FLOOR STACK – 7 THRU 10) 26,609 RSF



F STREET
 VIEWS TO MONUMENTS
 KENNEDY CENTER

VIEWS ACROSS
 POTOMAC RIVER
 TO MARINE CORPS MEMORIAL AND
 ARLINGTON NATIONAL CEMETERY

VIEWS OVER
 INTERIOR COURTYARD
 TO POTOMAC, GEORGETOWN, AND ROSSLYN