

Rainier View Industrial Park

Newly Stabilized Business Park in One of the
Puget Sound's Most Supply-Constrained Markets



6221-6311 Rich Rd SE, Olympia, WA 98501
CONFIDENTIAL OFFERING MEMORANDUM

n
Northmarq



OFFERED EXCLUSIVELY BY

RJ VARA

Senior Vice President
206.584.6195
rvara@northmarq.com
License: WA 135292

MATTHEW HERMAN

Associate Vice President
206.790.5505
mherman@northmarq.com
License: WA 136239

KEVIN ADATTO

License: WA 21038208

DEBT & EQUITY

STUART OSWALD

Managing Director
425.974.1005
soswald@northmarq.com

JACK BELL

Associate Producer
425.974.1058
jbell@northmarq.com

Northmarq

130 Nickerson St, Suite 200
Seattle, WA 98109

northmarq.com

TABLE OF CONTENTS

Section 1: Executive Overview	4
Section 2: Property Summary	8
Section 3: Financial Summary	16
Section 4: Market Overview	22

CONFIDENTIALITY AND RESTRICTED USE AGREEMENT

This Confidential Offering Memorandum ("COM") is provided by Northmarq, solely for your consideration of the opportunity to acquire the commercial property described herein (the "Property"). This COM may be used only as stated herein and shall not be used for any other purpose, or in any other manner, without prior written authorization and consent of Northmarq.

This COM does not constitute or pertain to an offer of a security or an offer of any investment contract. This COM contains descriptive materials, financial information and other data compiled by Northmarq for the convenience of parties who may be interested in the Property. Such information is not all inclusive and is not represented to include all information that may be material to an evaluation of the acquisition opportunity presented. Northmarq has not independently verified any of the information contained herein and makes no representations or warranties of any kind concerning the accuracy or completeness thereof. All summaries and discussions of documentation and/or financial information contained herein are qualified in their entirety by reference to the actual documents and/or financial statements, which upon request may be made available. An interested party must conduct its own independent investigation and verification of any information the party deems material to consideration of the opportunity, or otherwise appropriate, without reliance upon Northmarq.

The Property may be financed or withdrawn from the market without notice, and its owner(s) reserve(s) the right to negotiate with any number of interested parties at any time. The Property is offered and sold by its owner(s) as is, where is, and with all faults, without representation or warranty of any kind except for any customary warranties of title.

BY ACCEPTING THIS COM, YOU AGREE THAT: (1) all information contained herein, and all other information you have received or may hereafter receive from Northmarq relating to the Property, whether oral, written or in any other form (collectively, the "Information"), is strictly confidential; (2) you will not copy or reproduce, and claim as your own without attribution to Northmarq, all or any part of this COM or the Information; (3) upon request by Northmarq at any time, you will return and/or certify your complete destruction of all copies of this COM and the Information; (4) for yourself and all your affiliates, officers, employees, representatives, agents and principals, you hereby release and agree to indemnify and hold harmless Northmarq all of its affiliates, officers, employees, representatives, agents and principals, from and with respect to any and all claims and liabilities arising from or related to the receipt or use of this COM and/or any other Information concerning the Property; (5) you will not provide this COM or any of the Information to any other party unless you first obtain such party's acceptance and approval of all terms, conditions, limitations and agreements set forth herein, as being applicable to such party as well as to you; and (6) monetary damages alone will not be an adequate remedy for a violation of these terms and that Northmarq shall be entitled to equitable relief, including, but not limited to, injunctive relief and specific performance, in connection with such a violation and shall not be required to post a bond when obtaining such relief.



SECTION ONE

Executive Overview



Investment Overview

Northmarq is pleased to present the Rainier View Industrial Park, a premier light-industrial asset in Olympia, WA. Comprised of approximately 66,722 square feet across 23 versatile suites, the property benefits from comprehensive recent renovations and a 96.4% occupied rent roll. The asset has been strategically upgraded with modernized suites and intentional infrastructure, positioning it as a turnkey investment that commands interest from a wide variety of tenant profiles.

Uniquely situated as the only light-industrial (LI-C) zoned parcel in the immediate area, the property is surrounded by thousands of established residences. This dense residential backdrop creates a captive audience for the park's service-oriented tenants, providing them with a built-in customer base and ensuring the asset's long-term essentiality to the community.

The strength of this asset is further bolstered by a record-low 2.4% vacancy rate for the sub-75,000 SF Thurston County industrial segment. In addition to durable in-place cash flow, multiple value-add opportunities remain—including the finalization of a cell tower transaction and the optimization of yard space—providing investors with attractive, realizable upside potential in a high-barrier-to-entry submarket.



Prime Location Amid High-Density Residential

Nearly 60,000 households within a 5-mile radius drives constant demand for local services and industrial space.



Investment Highlights



RARE SUBMARKET MONOPOLY (LI-C ZONING)

As the only light-industrial (LI-C) zoned parcel in the immediate surrounding area, the asset enjoys a “monopoly-like” position with significant high barriers to entry for future competition.



CRITICAL SCARCITY | 2.4% SUBMARKET VACANCY

The property operates in a hyper-tight submarket with a staggering **2.4% vacancy rate** for industrial properties under 75,000 SF, providing the landlord with immense pricing power and minimal downtime.



STABILIZED & TURNKEY ASSET

Currently **96.4% occupied** across 23 versatile suites, the park benefits from comprehensive recent renovations and intentional infrastructure upgrades, offering a low-maintenance, “plug-and-play” investment.

Investment Highlights



STRATEGIC “CAPTIVE AUDIENCE” LOCATION

Positioned amidst thousands of established residences, the park serves as a vital service hub. This dense residential backdrop creates a built-in customer base for tenants, ensuring long-term occupancy and business viability.



DIVERSE INCOME & GRANULAR RISK

The multi-tenant profile spreads risk across 23 separate suites, while the various suite layouts allow for “incubator” growth, where successful tenants can expand strategically within the park.



IMMEDIATE REALIZABLE UPSIDE

Investors can drive immediate NOI growth by finalizing the pending cell tower lease and optimizing underutilized yard space. These initiatives, paired with the lease-up of remaining units, offer a clear path to increased valuation.



SECTION TWO

Property Summary



RAINER VIEW INDUSTRIAL PARK

6221-6311 Rich Rd SE,
Olympia, WA 98501

Price	\$12,500,000
Price Per SF	\$187.34
Year 1 Cap Rate	7.23%
Year 2 Cap Rate	7.77%
Parcel Numbers	1170-62-40103 1170-62-40109 1170-62-40110 1170-62-40105 1170-62-40100
Zoning	LI-C
Construction	Metal & Concrete
Year Built/Renovated	1971 – 2020/ Renovated 2025
Occupancy	96.4%
Suites	23 Suites
Rentable Building Area	66,722 SF
Total RBA Including Mezz	74,685 SF
Land Area	255,262 SF (5.86 Acres)

Featured Tenants



Doug's Classic Restoration

Founded in 2010, Doug's Classic Restoration specializes in the repair and restoration of classic and custom automobiles. The shop has built a strong reputation in the region for its craftsmanship and expertise in vintage vehicle restoration.

10,021 SF

OCCUPIED SQUARE FEET

11/30/2029

LEASE EXPIRATION



The Lab Performance Therapy

The Lab is a local performance therapist committed to unlocking the potential of athletes at all levels. Utilization of modern solutions and evidence-driven care has quickly cemented The Lab as the go-to business for athletes throughout Thurston County.

8,037 SF

OCCUPIED SQUARE FEET

5/31/2030

LEASE EXPIRATION



Department Of Agriculture

The Washington State Department of Agriculture, established in 1913, promotes and protects the state's agricultural sector while ensuring consumer safety. As a government agency, WSDA offers highly stable tenancy backed by the State of Washington.

5,446 SF

OCCUPIED SQUARE FEET

11/30/2027

LEASE EXPIRATION



Doug's Classic Restoration



The Lab Performance Therapy



Doug's Classic Restoration



The Lab Performance Therapy

Site Plan



KEY

 BUILDINGS

 LEASED YARDS

 POTENTIAL YARD SPACE

Parcel Map



Strategic Capital Reinvestment & Modernization

OVER \$2,000,000 IN COMPREHENSIVE SITE IMPROVEMENTS

The Olympia Rainier View Business Park recently underwent a comprehensive capital improvement program valued at over \$2 million. This strategic reinvestment has modernized the park's infrastructure, significantly improved energy efficiency, and eliminated years of deferred maintenance. With recent lease executions demonstrating the park's strong tenant appeal, ownership has effectively minimized future re-tenanting costs for new investors by delivering high-performance, move-in-ready spaces.



CAPITAL IMPROVEMENTS | CAPEX

Property-wide investments focused on long-term asset preservation, structural integrity, and exterior modernization:

BUILDING ENVELOPE & ENERGY EFFICIENCY

Complete siding replacement and repairs across the park, alongside property-wide R-30 insulation upgrades and air-duct weatherization to optimize utility performance and building longevity.

ELECTRICAL & SITE INFRASTRUCTURE

Full-scale modernization of electrical systems, including new service masts, meter base replacements, and property-wide code compliance rewiring.

SITE MODERNIZATION & EXTERIOR IDENTITY

Installation of new property signage, professional landscaping, new asphalt and striping, new roofs and roll-up doors, comprehensive site waste management, and heavy-duty concrete footings for structural supports.

INTERIOR STRUCTURAL PREPARATION

General materials and contracting for mezzanine expansions, structural framing, and site-wide demolition to create flexible, modern industrial layouts.



TENANT IMPROVEMENTS | TI

Targeted investments, customizing specific suites for high-utilization users, providing a turn-key environment for incoming businesses:

COMPREHENSIVE SUITE BUILD-OUT

Major interior renovation and structural improvements to prepare prime units for long-term occupancy.

HVAC & ENVIRONMENTAL SYSTEMS

Installation of high-efficiency Reznor unit heaters and multi-zone ductless heat pump systems.

INDUSTRIAL PLUMBING & UTILITIES

Extensive utility work including new waste line extensions, specialized industrial waste lines, high-capacity water heater upgrades and new toilets.

INTERIOR FINISHING & TURNOVER

Professional painting, drywall restoration, and unit-specific flooring to ensure standard-setting move-in readiness.



SECTION THREE

Financial Summary

Rent Roll

AS OF **AUGUST 2026**

Tenant Name	Suite	Square Feet	Lease Comm.	Lease Exp.	Annual Rent/SF	Base Rent/Mo.	Base Rent/Yr.	Year 2 Rent/Yr	Next Rent Increase	Lease Type
Tyler Limousine & House	6221, 6235 A	2,533 SF	9/1/25	8/31/28	\$14.06	\$2,968	\$35,616	\$37,697	3.03%	NNN
ASAP Moving	6227	3,388 SF	8/1/25	3/31/28	\$15.62	\$4,410	\$52,920	\$55,566	5.00%	NNN
EcoPure Carpet Care	6235 B	2,322 SF	8/1/25	7/31/28	\$14.00	\$2,709	\$32,508	\$35,844	5.02%	NNN
Vacant	6235 C	1,158 SF			\$0.00	\$0	\$0	\$16,212		NNN
Pending: Falcon General Contracting	6235 D	3,486 SF	4/1/26	3/31/29	\$14.00	\$4,067	\$48,804	\$50,268		NNN
Doug's Classic Restorations	6239 A&B, 6245 A, 6303	10,021 SF	12/1/24	11/30/29	\$13.02	\$10,873	\$130,472	\$137,074	3.00%	NNN
Drevo Woodworking	6243 A	2,729 SF	3/1/25	3/31/28	\$13.47	\$3,063	\$36,756	\$38,592	5.00%	NNN
Oly Grooming Co.	6243 B	2,725 SF	7/15/25	7/14/32	\$17.77	\$4,036	\$48,432	\$53,076	4.36%	NNN
Thompson's Auto Detailing	6245 B	2,719 SF	5/1/26	11/30/28	\$14.44	\$3,272	\$39,264	\$41,736	4.98%	NNN
Department of Agriculture	6247 A&B	5,446 SF	12/1/22	11/30/27	\$7.67	\$3,479	\$41,748	\$41,748		Gross
Pending: Amazon Fleet Maintenance	6303 A	4,195 SF	4/1/26	3/31/29	\$14.00	\$4,894	\$58,730	\$60,492		NNN
Madame Deisel	6303 B	1,624 SF	3/1/25	3/31/28	\$15.98	\$2,163	\$25,956	\$26,736	3.01%	NNN
Wonderland Design Studio	6303 C	2,103 SF	7/1/25	6/30/28	\$11.98	\$2,100	\$25,200	\$27,780	5.00%	NNN
Old Owl Construction	6303 D	1,050 SF	1/1/26	12/31/30	\$12.00	\$1,050	\$12,600	\$13,609	4.95%	NNN
EGW Guitarworks	6303 G	1,050 SF	1/1/26	12/31/30	\$12.59	\$1,102	\$13,224	\$13,224		NNN
LawnPro	6303 E	1,007 SF	11/1/24	10/31/29	\$32.17	\$2,700	\$32,396	\$34,410	3.50%	NNN
Vacant	6303 F Side A	1,274 SF			\$0.00	\$0	\$0	\$17,836		NNN
Olympus Cloud Zero	6303 F Side B	1,260 SF	3/1/26	2/28/29	\$12.00	\$1,260	\$15,120	\$16,211	5.00%	NNN
Blues Air Services	6305 A	2,388 SF	11/1/25	10/31/28	\$19.60	\$3,900	\$46,800	\$48,603	1.03%	NNN
Office of Independent Investigations	6305 B	2,370 SF	12/1/24	11/30/27	\$20.00	\$3,950	\$47,400	\$47,400		Gross
Automotive Edge	6305 C	3,466 SF	4/1/26	12/31/29	\$14.00	\$4,043	\$48,516	\$52,436	5.02%	NNN
The Lab Sports Training	6307	8,037 SF	5/1/25	5/31/30	\$14.50	\$9,709	\$116,508	\$129,518	5.00%	NNN
Oly Grounds Coffee Co	6309	371 SF	4/1/24	3/31/29	\$51.75	\$1,600	\$19,200	\$19,200		Gross
Total		66,722 SF (96.40% Occupied)			\$14.44	\$77,347	\$928,170	\$1,015,267		

Operating Statement

FOR THE PERIOD 8/1/2026 - 7/31/2027

Income	Year 1		Per SF	Year 2		Per SF
Scheduled Base Rental Income	\$942,662		\$14.13	\$1,015,267		\$15.22
CAM	\$43,600		\$0.65	\$47,294		\$0.71
Insurance	\$34,243		\$0.51	\$37,146		\$0.56
Real Estate Taxes	\$38,647		\$0.58	\$41,922		\$0.63
Management Fees	\$29,263		\$0.44	\$35,860		\$0.54
Total Reimbursement Income	\$145,753	79.1%	\$2.18	\$162,222	84.7%	\$2.43
Other Income - Cell Tower	\$0		\$0.00	\$21,600		\$0.32
Potential Gross Revenue	\$1,088,416		\$16.31	\$1,199,089		\$17.97
General Vacancy	\$0		\$0.00	(\$35,973)	3.0%	(\$0.54)
Effective Gross Revenue	\$1,088,416		\$16.31	\$1,163,116		\$17.43

Operating Expenses	Year 1		Per SF	Year 2		Per SF
Utilities	\$19,891		\$0.30	\$20,487		\$0.31
Contract Services	\$15,768		\$0.24	\$16,241		\$0.24
R&M	\$16,681		\$0.25	\$17,181		\$0.26
Insurance	\$41,109		\$0.62	\$42,343		\$0.63
Real Estate Taxes	\$46,396		\$0.70	\$47,787		\$0.72
Management Fee	\$37,706	4.0%	\$0.57	\$40,611	4.0%	\$0.61
Reserves	\$6,672		\$0.10	\$6,872		\$0.10
Total Expenses	\$184,222		\$2.76	\$191,523		\$2.87
Expenses as % of EGR	16.9%			16.5%		
Net Operating Income	\$904,193		\$13.55	\$971,594		\$14.56

Pricing Details

Price Breakdown	
Price	\$12,500,000
Year 1 Cap Rate	7.23%
Year 2 Cap Rate	7.77%
Rentable Building Area	66,722
Price Per SF	\$187.34
Price Per Land SF	\$48.97

Acquisition Financing	
Lender	Bank or Credit Union
Rate	6.00–6.25%
Term	5, 7, or 10 Years Fixed
Amortization	25 - 30 Years
Loan to Value	55–65%

Income		Year 1		Year 2
Base Rental Income		\$942,662		\$1,015,267
Reimbursement Income	79.1%	\$145,753	84.7%	\$162,222
Potential Gross Revenue		\$1,088,416		\$1,199,089
Less: General Vacancy	0%	\$0	3.0%	(\$35,973)
Effective Gross Revenue		\$1,088,416		\$1,163,116
Less: Operating Expenses	16.9%	(\$184,222)	16.5%	(\$191,523)
Net Operating Income		\$904,193		\$971,594

Operating Expenses		Year 1		Year 2
CAMS		\$52,339		\$53,909
Insurance		\$41,109		\$42,343
Real Estate Taxes		\$46,396		\$47,787
Management Fee		\$37,706		\$40,611
Reserve		\$6,672		\$6,872
Total Expenses		\$184,222		\$191,523
Expenses Per Foot		\$2.76		\$2.87

Cost Segregation

	Benefits of a Cost Segregation Study	Without Cost Segregation
2025	\$2,426,965	\$33,462
2026	\$206,123	\$267,692
2027	\$206,124	\$267,692
2028	\$206,123	\$267,692
2029	\$206,123	\$267,692
	5 Years with ETS Cost Seg \$3,251,458	Without Cost Seg \$1,104,231

*** This is a high level estimate of depreciation and is for demonstration purposes only.

PURCHASE: **\$13,050,000** | BASIS: **\$10,440,000** | LAND: **\$2,610,000** | BONUS: **100%**

PIS DATE: **11/11/2025** | ASSET LIFE: **39 Year** | BUILDING TYPE: **Warehouse**



Michael D'Onofrio

Managing Director

mdonofrio@engineeredtaxservices.com

561-762-0044





SECTION FOUR

Market Overview

Thurston County Market Snapshot

LIMITED INVENTORY DEPTH DRIVING RECORD FUNDAMENTALS



Thurston County Industrial Market

4% Vacancy (10-Year Average)

6% Annual Rent Growth (10-Year Average)

22.4M SF In Inventory

36K SF Under Construction

Thurston County Industrial Market Sub 75,000 SF

2.4% Vacancy

18.63% 5-Year Rent Growth

6.6M SF In Inventory

369K SF Added in the Last 5 Years

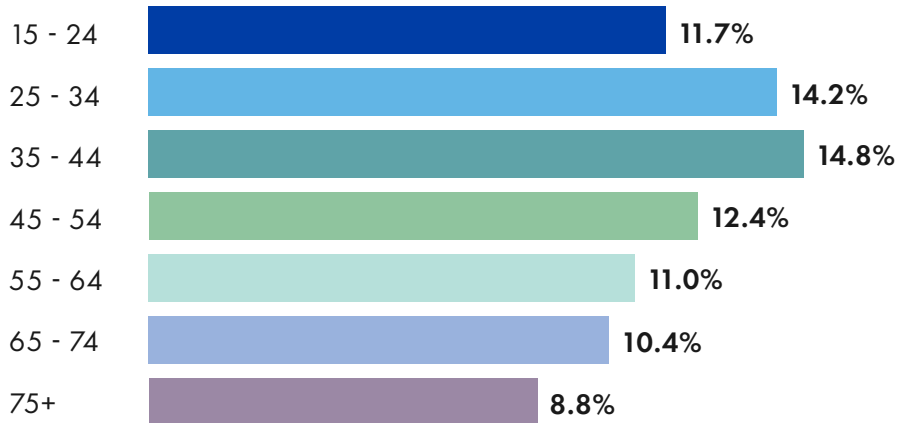
Key 5-Mile Demographics

AFFLUENT CONSUMER BASE: AVERAGE HOUSEHOLD INCOME EXCEEDS \$111,000

Population



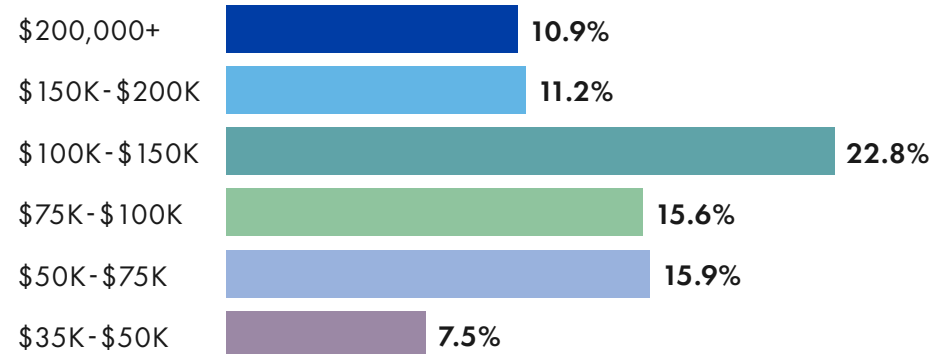
Age



Households

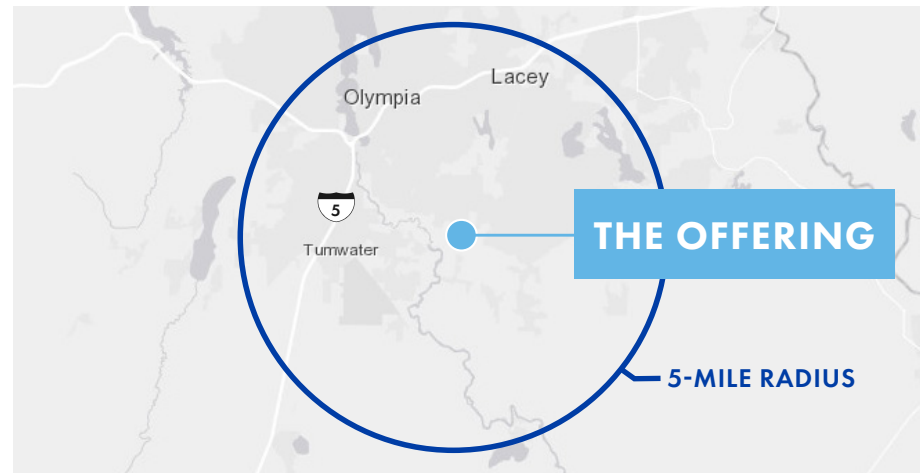


Income By Household



\$111,663
AVERAGE
HOUSEHOLD INCOME

\$90,200
MEDIAN
HOUSEHOLD INCOME



Surrounding Residential & Mixed-Use Growth Pipeline

CORE INVESTMENT POSITIONED WITHIN 7.5 MILES OF MAJOR MULTI-FAMILY HUBS



Kingswood Apartments



UNIT COUNT
180 Units



GROSS BUILDING SIZE
200,000 SF



DISTANCE FROM OFFERING
6.1 Miles



DELIVERS
January 2026



West Bay Yards



UNIT COUNT
478 Units



SITE PLAN
5 Buildings



DISTANCE FROM OFFERING
6.6 Miles



STATUS
Design Review Phase



Harbor Pines



UNIT COUNT
272 Units



SITE PLAN
15 Buildings



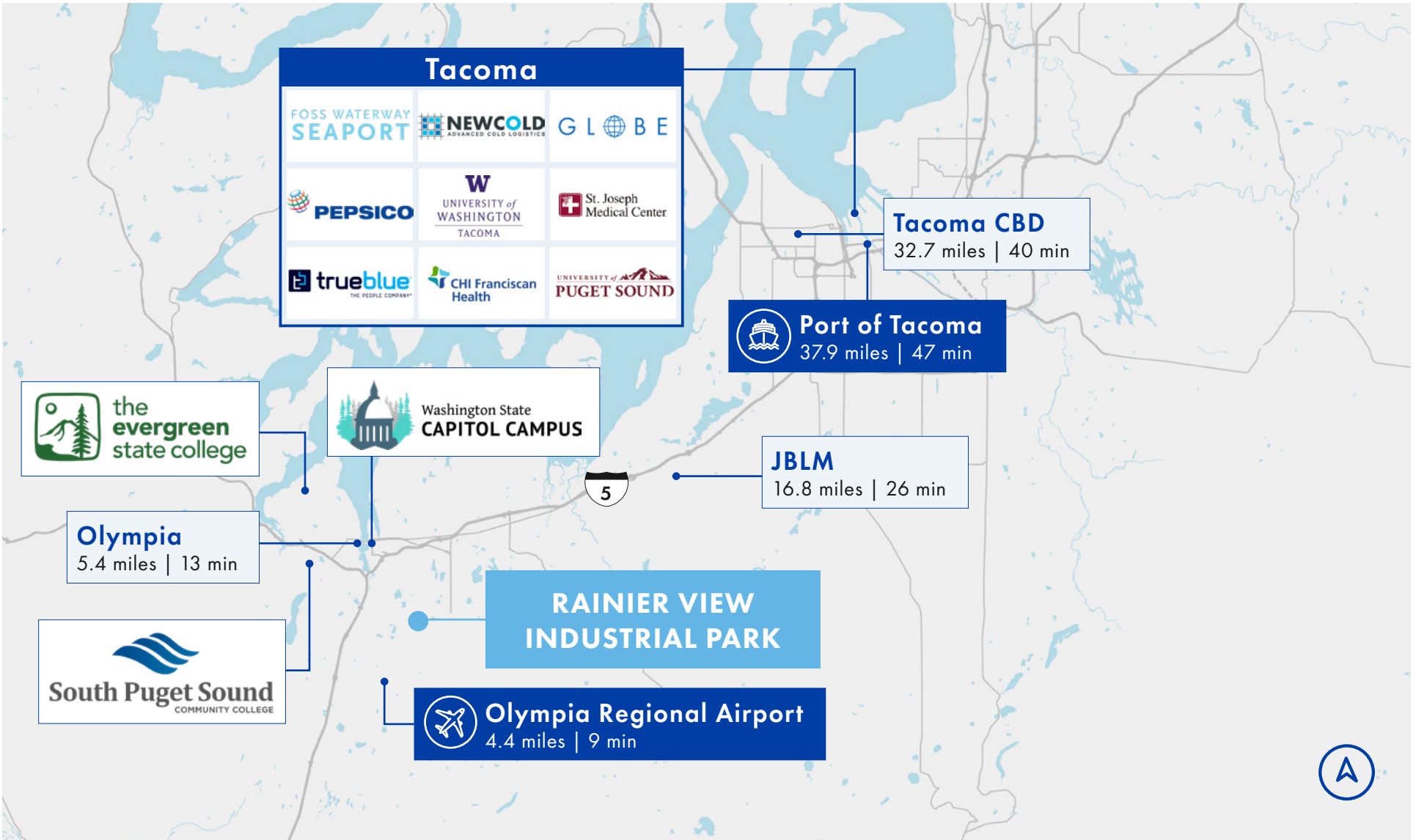
DISTANCE FROM OFFERING
7.4 Miles



STATUS
Design Review Phase

Regional Map & Drive Times

STRATEGIC I-5 ACCESS CONNECTING THE STATE CAPITOL CAMPUS TO JBLM AND TACOMA CBD



Stable Public Sector & Military Anchors

GOVERNMENT WORKFORCE ACCOUNTS FOR 25% OF ALL THURSTON COUNTY JOBS



DISTANCE FROM OFFERING
16.8 Miles | 26 Minutes

Joint Base Lewis-McChord (JBLM)

As the largest military installation in the Western U.S., JBLM is the cornerstone of the South Sound economy, supporting tens of thousands of regional jobs.

84,000

TOTAL
REGIONAL JOBS

\$5.7B

TOTAL
ECONOMIC IMPACT

\$5.3B

NEW & SUSTAINED
LABOR INCOME

\$486M

ANNUAL STATE &
LOCAL TAX REVENUE



Olympia & Thurston County

Olympia serves as Washington's administrative hub, anchored by a stable government workforce of over 30,000. Growth is driven by the Port of Olympia, major healthcare networks, and higher education institutions.

±56,000

OLYMPIA
POPULATION

44,000+

THURSTON COUNTY
GOVERNMENT JOBS

25%

PERCENTAGE OF ALL
THURSTON COUNTY JOBS

±540,000

METRIC TONS THROUGH
PORT OF OLYMPIA



Northmarq

OFFERED EXCLUSIVELY BY

RJ VARA

Senior Vice President
206.584.6195
rvara@northmarq.com
License: WA 135292

MATTHEW HERMAN

Associate Vice President
206.790.5505
mherman@northmarq.com
License: WA 136239

KEVIN ADATTO

License: WA 21038208

Northmarq

130 Nickerson St, Suite 200
Seattle, WA 98109

Commercial Real Estate

Debt + Equity | Investment Sales | Loan Servicing | Fund Management

northmarq.com

DEBT & EQUITY

STUART OSWALD

Managing Director
425.974.1005
soswald@northmarq.com

JACK BELL

Associate Producer
425.974.1058
jbell@northmarq.com

This Offering Memorandum has been prepared solely for informational purposes to assist prospective investors in evaluating a potential real estate investment opportunity. Northmarq makes no guarantees, representations, or warranties of any kind, expressed or implied, regarding the information including, but not limited to, warranties of content, completeness, accuracy, reliability, and fitness for any particular purpose. This document does not constitute an offer to sell or a solicitation of an offer to buy any securities, nor shall it be construed as investment, legal, or tax advice. Prospective investors are encouraged to conduct their own independent due diligence and consult with their financial, legal, and tax advisors before making any investment decisions. The projections, assumptions, and forward-looking statements included in this memorandum are for illustrative purposes only and are subject to significant uncertainties and risks. Actual results may differ materially from those expressed or implied. Past performance is not indicative of future results. By accepting this memorandum, the recipient agrees to keep its contents confidential and not to disclose or reproduce it, in whole or in part, without prior written consent. Neither the property owner nor any of its affiliates shall be liable for any loss or damage arising from reliance on the information contained herein. The use of any graphics or logos in this memorandum is for marketing purposes only, and does not in any way imply any ownership, use, or affiliation with the real estate that is the subject of this memorandum. ANY RELIANCE ON THE CONTENT OF THIS OFFERING MEMORANDUM IS SOLELY AT YOUR OWN RISK. © 2026. All rights reserved.