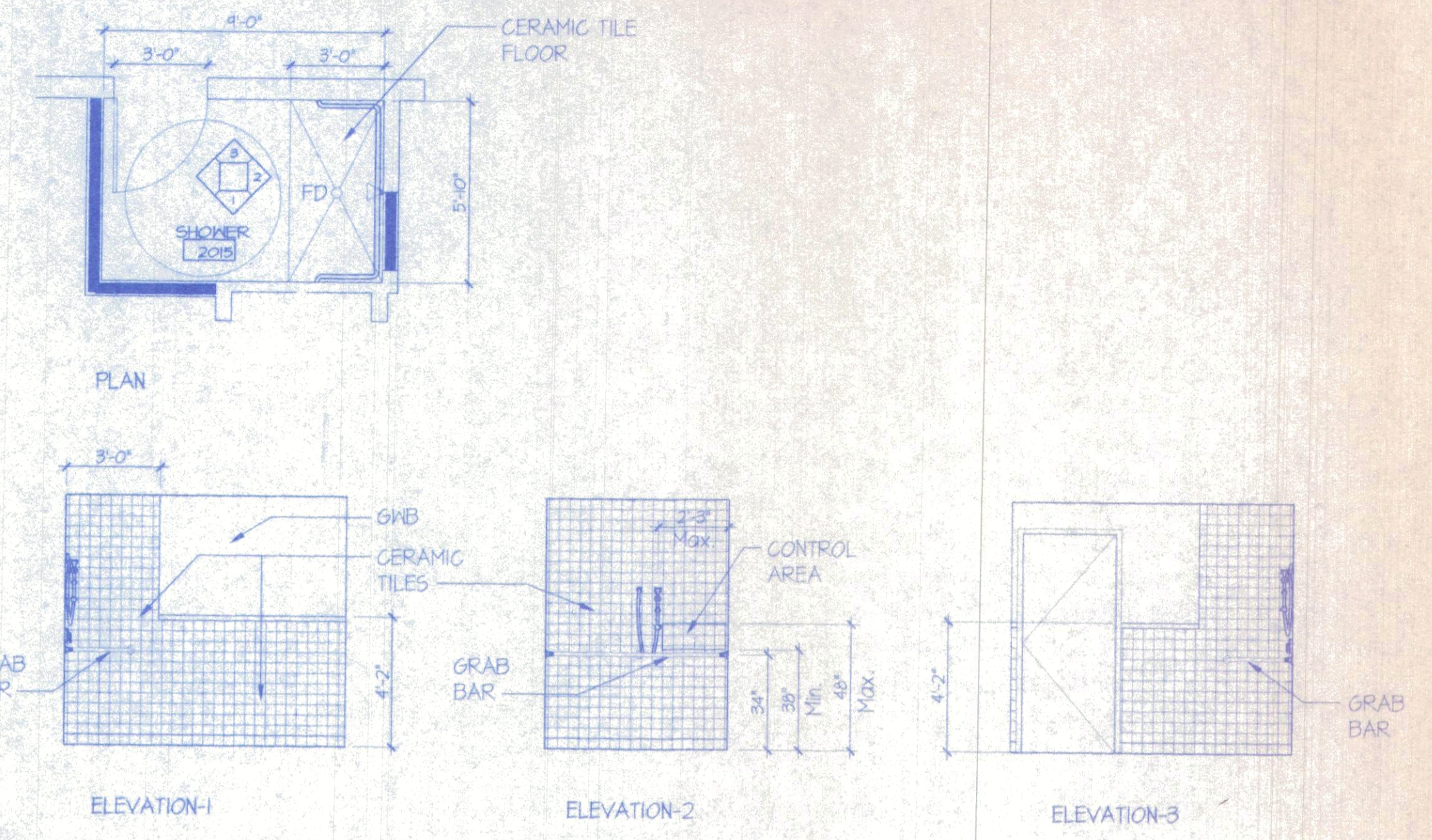
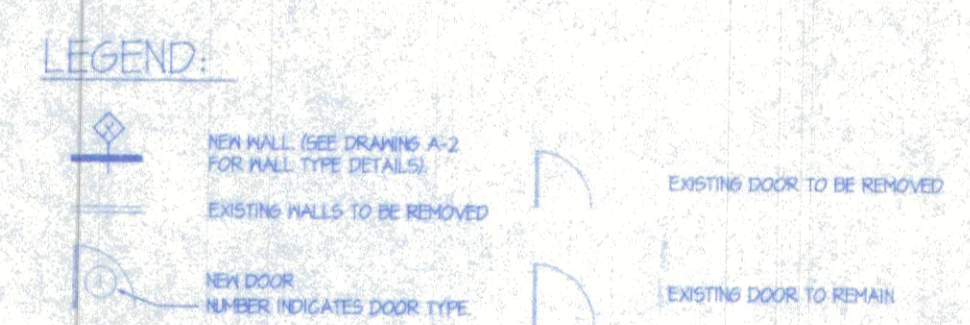


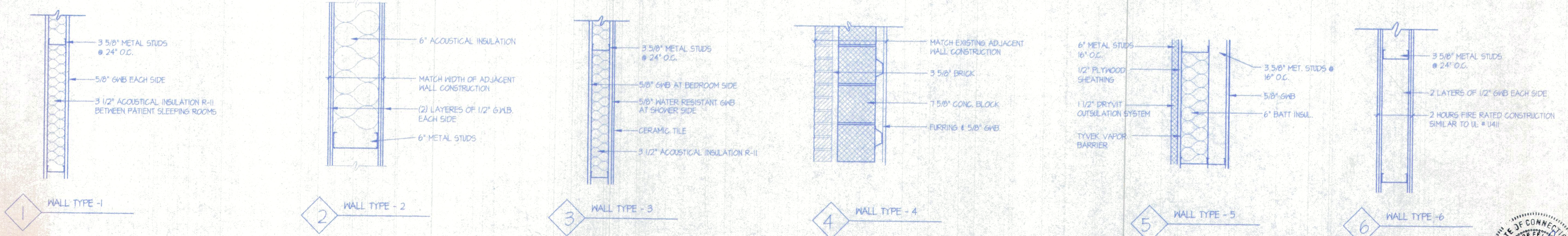
1 SECOND FLOOR PLAN
A-2 Scale: 3/32"=1'-0"



3 TYPICAL SHOWER RM.
A-2 1/4"=1'-0"




- CONSTRUCTION NOTES
- EACH (A) BED BEDROOM TO BE MODIFIED INTO 2 (2) BED BEDROOMS AS FOLLOWS:
 - REMOVE EXISTING DOOR AND FRAME AND IN-FILL MASONRY OPENING WITH MASONRY AND PLASTER TO MATCH EXISTING.
 - CUT MASONRY OPENINGS FOR NEW DOORS. PROVIDE STEEL LINTELS AS REQUIRED. INSTALL NEW DOOR AND FRAME AS SHOWN ON PLAN.
 - BUILD NEW DIVIDING WALL WITH #4 METAL STUDS, ONE LAYER OF 5/8" GYPSUM BOARD BOTH SIDES AND #4 ACOUSTICAL INSULATION. EXTEND METAL STUDS FROM FLOOR TO UNDERSIDE OF STRUCTURE ABOVE AND GYPSUM WALL BOARD TO 6" ABOVE CEILING HEIGHT.
 - MODIFY CEILING GRID AS REQUIRED BY NEW WALL CONSTRUCTION.
 - PROVIDE NEW LIGHTING AS REQUIRED.
 - PROVIDE NEW CEILING TILES TO MATCH EXISTING.
 - MODIFY SMOKE/HEAT COVER AS REQUIRED FOR NEW WALL CONSTRUCTION.
 - PATCH ALL WALLS AS REQUIRED AND READY TO RECEIVE NEW FINISHES.
 - PATCH FLOOR AT NEW DOOR OPENINGS WITH FLOOR TILE TO MATCH EXISTING.
 - RELOCATE CURTAIN TRACKS OR REPLACE WITH NEW AS PER OWNER DIRECTIONS.
 - SEE ELECTRICAL AND LIGHTING PLANS FOR ELECTRICAL MODIFICATIONS.
 - REPLACE EXISTING DRINKING FOUNTAIN WITH NEW H.C. ACCESSIBLE TYPE. SEE PLUMBING PLANS.
 - PROVIDE 1/2" DIA. GRAB BARS AT 34" ABOVE FINISH FLOOR AT EXISTING TO:
 - ONE (1) LONG AT BACK OF WATER CLOSET
 - ONE (1) LONG AT SIDE OF WATER CLOSET AND
 - ONE (1) LONG AT SIDE OF BATH.
 - PROVIDE BLOCKING IN EXISTING WALLS AS REQUIRED.



2 WALL TYPES
A-2 Scale: 1/4"=1'-0"

FELLNER ASSOCIATES ARCHITECTS
415 KILLINGWORTH RD.
HIGGANUM, CT 06441
TEL (800) 345-7558 / FAX (860) 345-7708



RENOVATIONS TO:
ST. CHRISTOPHER HEALTH CENTER
80 CROUCH AVENUE
NORWICH CONNECTICUT

DATE: 3-12-88
DRAWN BY: VG
SCALE: 3/32"=1'-0"
JOB NO.: 888