

NOTE: THIS DRAWING IS PROVIDED FOR OWNER/TENANT APPROVAL OF THE SPACE NOTED AND IS NOT FOR CONSTRUCTION. ACTUAL SITE DIMENSIONS COULD VARY.



**SPANISH SPRINGS FLEX  
BUILDING 1**

**MAIN LEVEL  
FLOOR PLAN**

0 4' 8' 12' 20'  
SCALE: 3/32" = 1'-0"  
AUGUST 12, 2025  
25102301


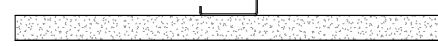


**WALL TYPES**

-  NEW TILT-UP CONCRETE WALL W/ 2" RIGID R-10 INSULATION.
-  NEW 1-HOUR FIRE RATED SHAFT WALL. SEE FIRE RATED WALL ASSEMBLY.

GENERAL CONTRACTOR SHALL CHALK-LINE ALL NEW WALLS FOR ARCHITECTS APPROVAL, PRIOR TO ANY NEW CONSTRUCTION, TO INSURE THAT SPACE BUILD-OUT MEETS TENANT REQUIREMENTS.



**FIRE RATED WALL ASSEMBLY**

-  **1 HOUR FIRE RATED WALL ASSEMBLY**  
UL DESIGN NO. U419  
40 STC SOUND  
USG-860808
-  FIRE SAFE ALL OPENINGS, PENETRATIONS FOR COMPLETE SEAL FIRE WALL

- (1) LAYERS 5/8" GYPSUM BOARD (TYPE 'X')
- 6" 25 GA. METAL STUDS @ 24" O.C.
- (1) LAYERS 5/8" GYPSUM BOARD (TYPE 'X')

FACE LAYER JOINTS FINISHED

**FLOOR PLAN SYMBOLS**

-  DOOR TAG. SEE DOOR SCHEDULE ON A4.1
-  WINDOW TAG. SEE WINDOW TYPES ON A4.4

