



Oakland Airport
COMMERCE CENTER

8350 PARDEE DRIVE | OAKLAND, CA

FOR LEASE



HEAVY POWER : 4,000 AMPS AVAILABLE

±141,844 SF, EXPANDABLE TO ±374,725 SF

Jones Lang LaSalle Brokerage, Inc. RE lic. #01856260

WPT
CAPITAL ADVISORS



OAKLAND AIRPORT COMMERCE CENTER

BUILDING SPECS

SPACE SIZE (SF)

±374,725

OFFICE AREA (SF)

±15,522

DIVISIBLE (SF)

±141,844

COLUMN SPACING

50' X 52'

CLEAR HEIGHT

32' MIN

POWER

4,000AMPS
277/480V, 3-PHASE

PARKING

164 SPACES

LOADING DOORS

2 GRADE LEVEL
92 DOCK HIGH DOORS

LIGHTING

LEDS THROUGHOUT
SPACE 1

HVAC

THROUGHOUT
OFFICE AREA

SECURITY

FULLY SECURED WITH
ELECTRIC GATE (8' HIGH)

FLOOR SLAB

6 INCH THICKNESS AT
4000 PSI SUB SLAB; 6"
CONCRETE OVER 12"
NON EXPANSIVE FILL

DOCK EQUIPMENT

(50) MECHANICAL LOAD
LEVELERS AND LIGHTS
(32) WITH LAMINATED
RUBBER BUMPERS ON
DOCK FACES

TRUCK COURTS

100% CONCRETE, 135'

TRAILER DROP STALLS

39 SPACES

ROOF

HYBRID PANELIZED ROOF
STRUCTURE, 1/2" OSB,
CLASS "A" 4-PLY BUR

SEWER

SEWER & STORM DRAIN
WIDTH & CAPACITY - 6"
SEWER ON SITE, 8" AT
STREET; 18" & 12" STORM
DRAIN PIPE ON SITE

ZONING

D-CO-5: COLISEUM AREA COMMERCIAL INDUSTRIAL MIX DISTRICT ZONE-5

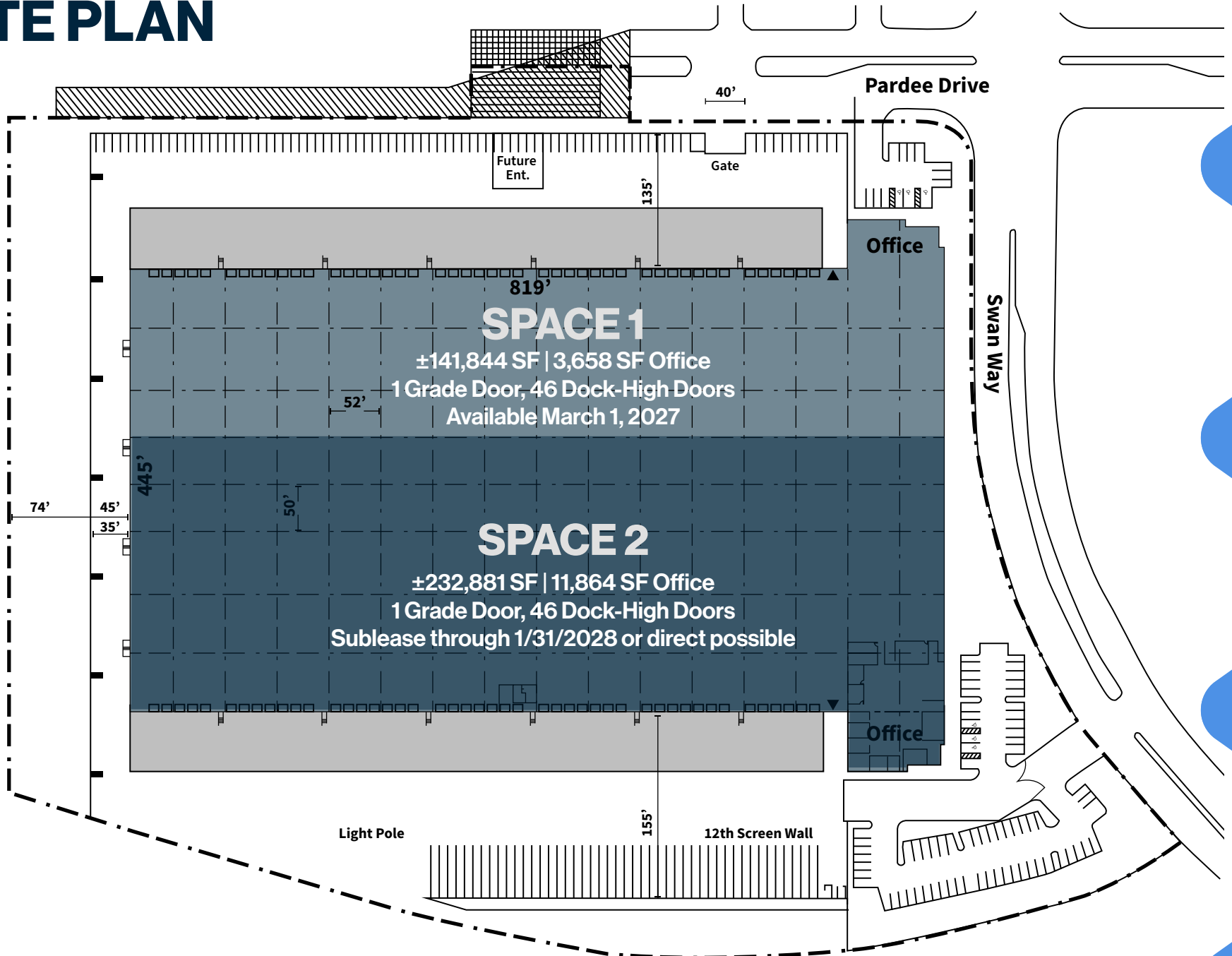
This zone is intended to create, preserve, and enhance areas near Pardee Drive and within the southern portion of the airport business park that are appropriate for a wide variety of office, commercial, industrial, and logistics activities

- ✓ **WAREHOUSING**
- ✓ **DISTRIBUTION**
- ✓ **MANUFACTURING**
- ✓ **LOGISTICS**

LOCATED WITHIN SBA HUB ZONE

[LEARN MORE HERE](#)

SITE PLAN




FULL BUILDING RACKING PLAN

[VIEW FULL RACKING PLAN SET](#)

64" Tall Pallets - 35,820 Total Pallet Positions

72" Tall Pallets - 28,440 Total Pallet Positions





ACCESS TO THE BAY

DRIVING DISTANCES

CITIES

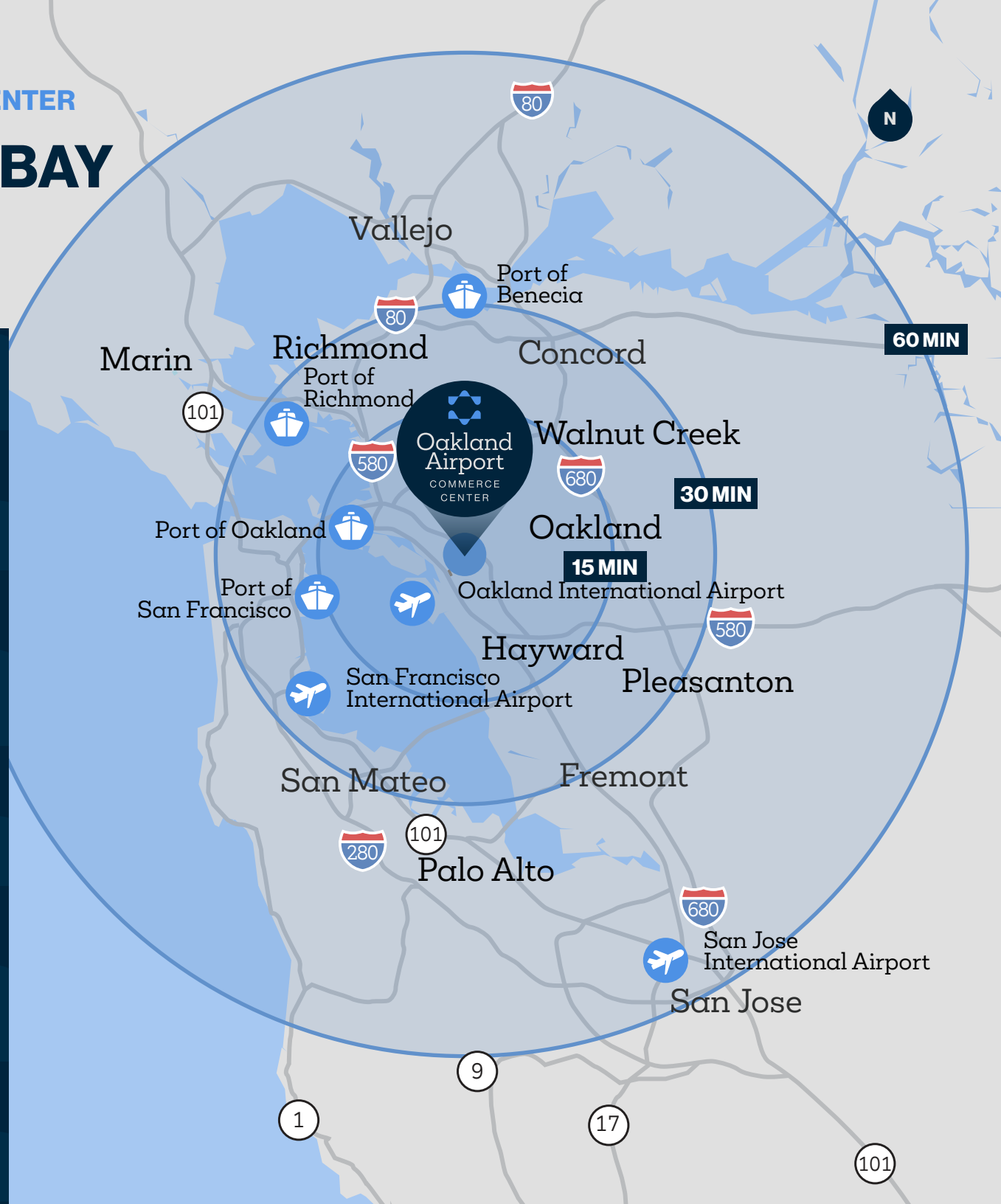
San Francisco	19.6 miles
Walnut Creek	24.0 miles
San Mateo	24.9 miles
San Jose	35.0 miles

PORTS

Port of Oakland	7.9 miles
Port of San Francisco	18.1 miles
Port of Richmond	20.6 miles
Port of Redwood City	29.5 miles

AIRPORTS

Oakland Internat'l Airport	1.5 miles
SF Internat'l Airport	29.6 miles
San Jose Internat'l Airport	35.4 miles



CORPORATE NEIGHBORS



SAN FRANCISCO

PORT OF OAKLAND

OAKLAND AIRPORT

amazon

DealerTire
CARGO FORCE

USA METALS

RICKEY
HENDERSON
FIELD

DIGICOM
ELECTRONICS
a KAYNES company

INTERSTATE
880

Davita
Kidney Care

OAKLAND
ARENA

ACUMEN
transit

ServiceWest

ACC
ENVIRONMENTAL
CONSULTANTS

ALAMEDA
TRANSMISSIONS

WORLD PAC

KAISER AIR INC.

Globe Life
American Income Life
SAN DIEGO LIFE GROUP MEMBER

UPS

PROJECT
HEARTBEAT
Bring Love Through Healthcare

JSX

Fleet Works INC.

USPS.COM

OAKLAND
MARKET - BUSINESS

112

ACCESS TO I-880



SAN FRANCISCO

PORT OF OAKLAND

OAKLAND AIRPORT

Oakland Airport
COMMERCE CENTER

EGRESS
INGRESS

INTERSTATE
880

Hegenberger Rd

OAKLAND AIRPORT COMMERCE CENTER

MANUFACTURED IN OAKLAND

THE CONSUMERS YOU WANT TO REACH



ADVANCED INDUSTRIES
TALENT

LOCATION THAT PROVIDES
REAL COST SAVINGS

107,404
Resident Warehouse Workers
in 2025

259,217
Resident Adv. Manufacturing
Workers in 2025

37,685
Resident Engineers in
2025

GROWING WAREHOUSE/DISTRIBUTION
TALENT BASE

GROWING MANUFACTURING
TALENT BASE

11,000
NET WAREHOUSE
commuters into Oakland

22,000
NET ADVANCED
MANUFACTURING
commuters into Oakland

\$79.67
Average hourly wage in
2025



**HIGHEST
POPULATION
DENSITY**
in NorCal



**HIGHEST
CONCENTRATION
OF STEM WORKERS**
in the nation



**THE MOST
INNOVATIVE CITY**
3,759 STARTUPS
Since 2015



**THE MOST
EDUCATED CITY**
in NorCal with the
highest ranking in
Bachelors/Grad Density



**HIGHEST
MILLENNIAL/
GEN-X DENSITY**
in NorCal



Oakland Airport

COMMERCE CENTER

CONTACT US

PATRICK METZGER

CA Lic. #01888895
patrickj.metzger@jll.com
+1 510 541 4097

ADA WONG

CA Lic. #02024607
ada.wong@jll.com
+1 510 378 0388

JASON OVADIA

CA Lic. #01742912
jason.ovadia@jll.com
+1 510 285 5360

TED EVANS

tevans@wptcapital.com
+1 310 738 3232

MATT PIOLI

mpioli@wptcapital.com
+1 408 891 4258



Although information has been obtained from sources deemed reliable, neither Owner nor JLL makes any guarantees, warranties or representations, express or implied, as to the completeness or accuracy as to the information contained herein. Any projections, opinions, assumptions or estimates used are for example only. There may be differences between projected and actual results, and those differences may be material. The Property may be withdrawn without notice. Neither Owner nor JLL accepts any liability for any loss or damage suffered by any party resulting from reliance on this information. If the recipient of this information has signed a confidentiality agreement regarding this matter, this information is subject to the terms of that agreement. ©2026 Jones Lang LaSalle IP, Inc. All rights reserved.