

Interstate Business Park

7606-7646 N General Bruce Dr, Temple, TX



7606 N GENERAL BRUCE DR: 7,500SF



7626 N GENERAL BRUCE DR: 16,000SF

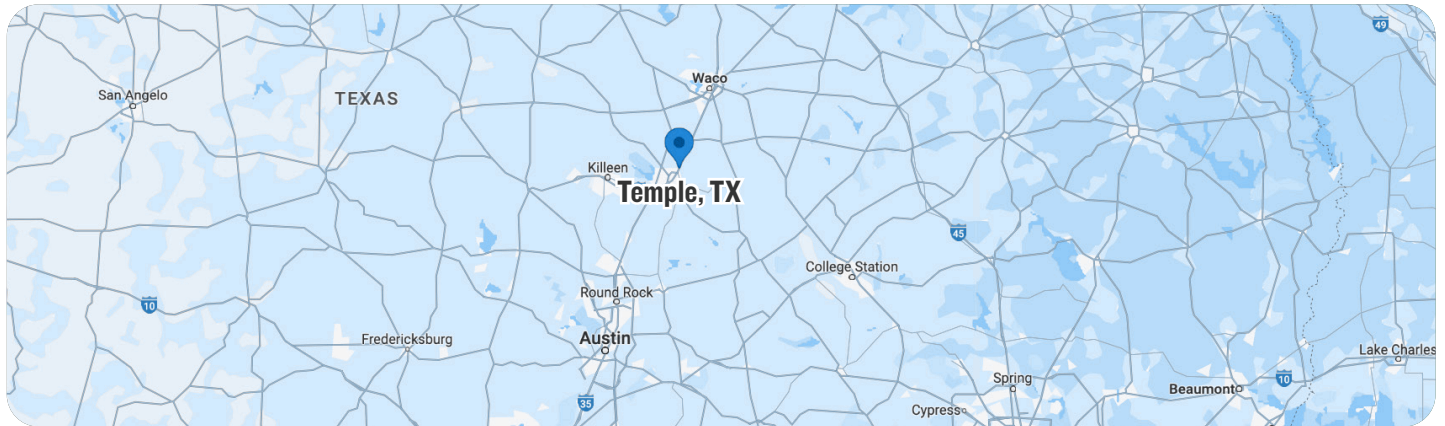


7646 N GENERAL BRUCE DR: 3,000SF

Temple, TX



INTERSTATE BUSINESS PARK HAS UNMATCHED ACCESS TO I-35




Tenant	Square Footage
Reynolds Consumer Products	1,500,000+ SF
Tri-Supply	150,000+ SF
FedEx Corporation	250,000+ SF (Under Construction)
PERFORMANCE FOODSERVICE	325,000+ SF
MCLANE	500,000+ SF
Meta	900,000+ SF (Under Construction)
PPG	75,000+ SF
Wilsonart ENGINEERED SURFACES	500,000+ SF
Walmart+	750,000+ SF
niagara BOTTLING, LLC	900,000+ SF
H-E-B	1,000,000+ SF

Interstate Business Park | 3 Warehouse Buildings in Temple, TX

GIL NUSS
832.454.6494
GIL@INVESTAR.INC

7,500 SF

7606 N GENERAL BRUCE DRIVE



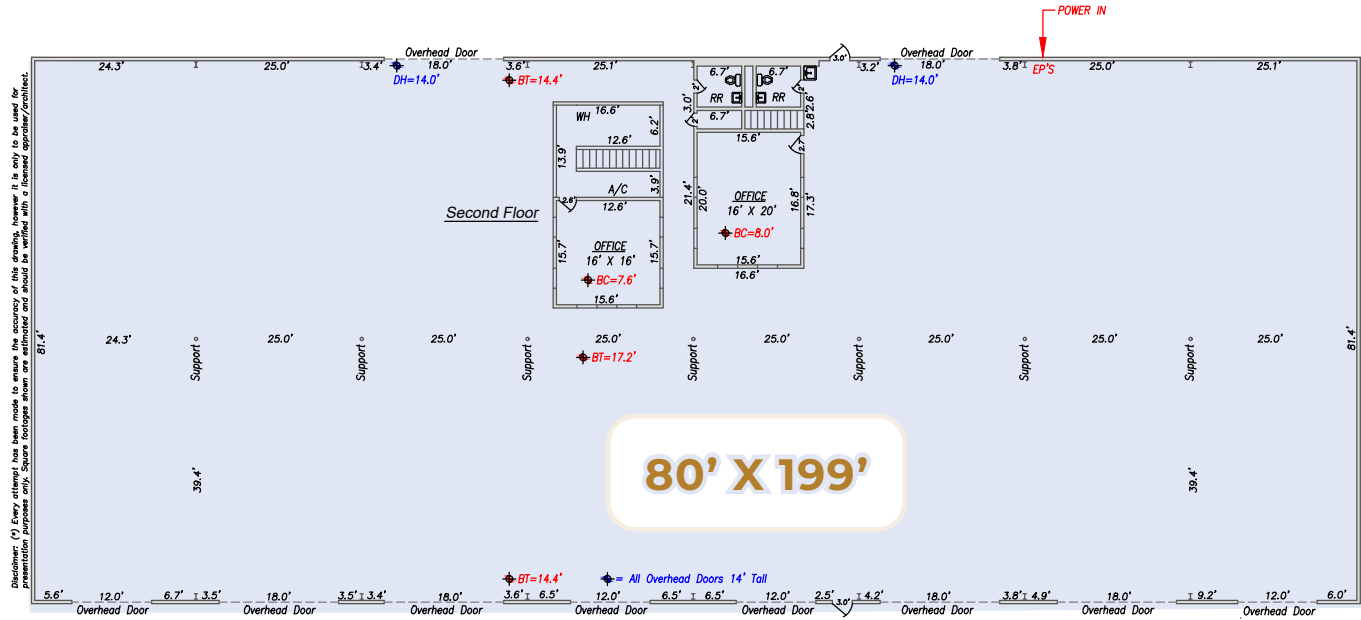
● AUTO PARKING ● TRAILER STALLS

BUILDING FEATURES | 7,500 SF

- Pendleton Water Supply
- On-Site Septic System
- 1 12'x10' Dock High Overhead Door
- 3 Grade Level Overhead Doors (2 14'x14' and 1 12'x10')
- Electric: 3 Phase
- 1 Office
- 2 Restrooms

4,000-16,000 SF

7626 N GENERAL BRUCE DRIVE | SPACE CAN BE SUDIVIDED INTO SMALLER UNITS



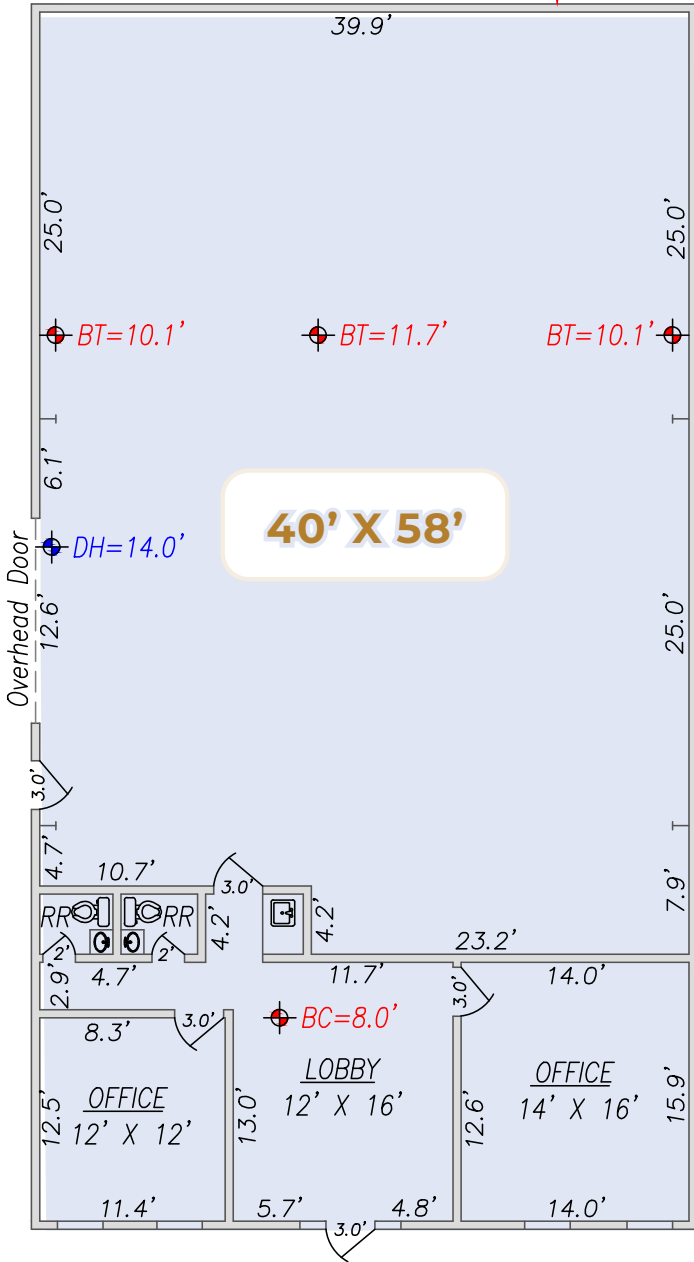
BUILDING FEATURES | 16,000 SF

- 14' Eave Height
- 6- 18'x14' Grade Level Overhead Doors
- 3 12'x14' Grade Level Overhead Doors
- 1- 12'x14' Dock High Overhead Doors
- Fenced Parking Available
- Freestanding Steel Frame Metal Build
- Concrete Foundation
- 592 SF of office space
- 2 restrooms
- Electric: 3 Phase
- T-5 Lighting
- Pendleton Water Supply
- On-Site Septic System

● 4,000'- 16,000' AVAILABLE NOW

3,000 SF

7646 N GENERAL BRUCE DRIVE



65 Dock Doors | 2 Drive-in Ramps



● AUTO PARKING ● TRAILER STALLS

BUILDING FEATURES | 3,000 SF

- 2 Offices
- 2 Restrooms
- Entry Lobby
- Electric: 3 Phase
- 1 12.6'x14' Grade Level Overhead Door
- Fenced Side Yard
- Dock High Ramp
- Pendleton Water Supply
- On-Site Septic System

7606-7646 N General Bruce Dr, Temple, TX

Interstate Business Park

GIL NUSS

832.454.6494

GIL@INVESTAR.INC

