


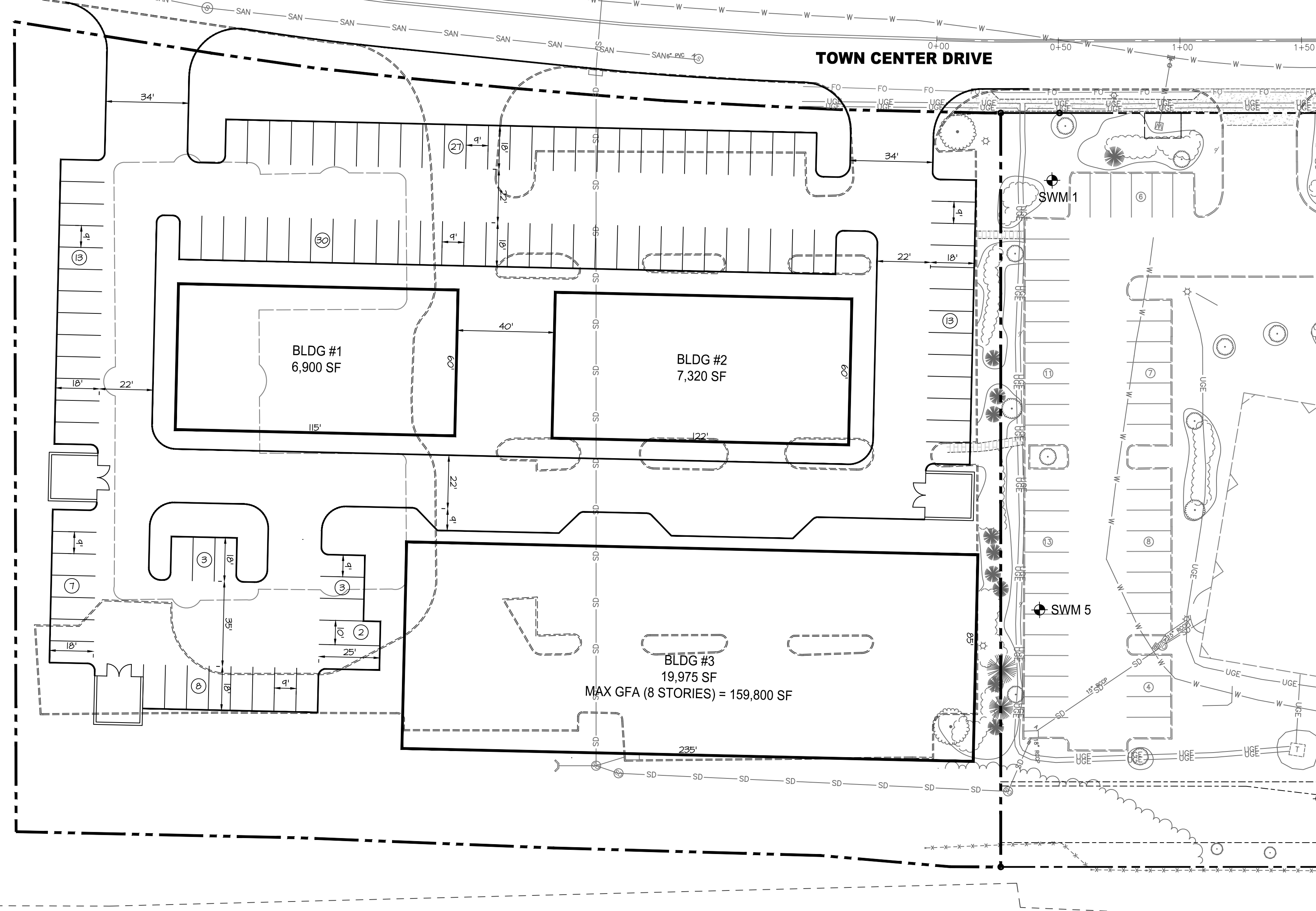
THE AVENUE AT WHITE MARSH ENTRANCE



PARKING CHART

BUILDING #1: 5 SPACES PER 1,000 SF
 PARKING REQUIRED: 5 * 6,900/1,000 SF = 35 SPACES
 BUILDING #2: 5 SPACES PER 1,000 SF
 PARKING REQUIRED: 5 * 7,320/1,000 SF = 37 SPACES
 BUILDING #3: 1 PER EMPLOYEE = 2 SPACES
 PARKING REQUIRED: 1 PER EMPLOYEE = 2 SPACES
 TOTAL PARKING REQUIRED: 74 SPACES
 TOTAL PARKING SPACES PROVIDED: 104 SPACES
 LOADING SPACES PROVIDED (BLDG#3): 2 SPACES

TOWN CENTER DRIVE

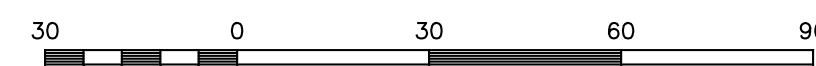


I-95 EXPRESSWAY (JOHN F KENNEDY MEMORIAL HIGHWAY)

SHA PLATS 27061, 51214
DEED 016 411/436

PLAN

SCALE: 1" = 30'



Scale 1" = 30'

GENERAL NOTE

THE CORRECTNESS OR COMPLETENESS OF EXISTING INFORMATION SHOWN ON THE DRAWINGS IS NOT WARRANTED OR GUARANTEED. THE CONTRACTOR SHALL VERIFY THE LOCATION OF UTILITIES AND UNDERGROUND FACILITIES, BY TEST PITS OR OTHER METHODS APPROVED BY THE OWNER'S REPRESENTATIVE, AS REQUIRED TO VERIFY EXACT LOCATIONS AND DEPTHS WITHIN THE LIMIT OF DISTURBANCE. ALL DISCREPANCIES BETWEEN INFORMATION SHOWN ON THE DRAWINGS AND THAT VERIFIED IN THE FIELD SHALL BE REPORTED TO THE OWNER'S REPRESENTATIVE PRIOR TO BEGINNING WORK.



MORRIS & RITCHIE ASSOCIATES, INC.
 ENGINEERS, PLANNERS, SURVEYORS AND LANDSCAPE ARCHITECTS
 1220-B EAST JOPPA ROAD, SUITE 400K
 TOWSON, MD 21286
 410-821-1690
 FAX: 410-821-1748
 MRAGTA.COM
 COPYRIGHT 2024 MORRIS & RITCHIE ASSOCIATES, INC.

8211 TOWN CENTER DRIVE

SITE LAYOUT - 3

ELECTION DISTRICT 14 BALTIMORE COUNTY, MD COUNCILMANIC DISTRICT 5

DATE	REVISION	JOB NO.:
		22957
		SCALE: AS SHOWN
		DATE: 12/06/2024
		DRAWN BY: MRA
		DESIGN BY: MRA
		REVIEW BY: MRA
		SHEET: 01 OF 01

PROFESSIONAL CERTIFICATION
 I HEREBY CERTIFY THAT THESE DOCUMENTS WERE PREPARED OR APPROVED BY ME, AND THAT I AM A DULY LICENSED PROFESSIONAL ENGINEER UNDER THE LAWS OF THE STATE OF MARYLAND, LICENSE NO. #####. EXPIRATION DATE: MM/DD/YYYY.