

PRIME SPACE AVAILABLE FOR LEASE

1958 S Greenfield Road | Mesa, AZ







 CUSHMAN &
WAKEFIELD

PROPERTY HIGHLIGHTS

Property Features

- ±5,040 SF with built out kitchen & patio/yard available
- Great showroom
 - Tile Shop
 - Brewery
 - Garden Center
- Densely populated trade area with over ±357,000 residents in a 5 mile radius
- High average household incomes of \$133,567 in a 1 mile radius
- Less than 1 mile from US-60 Freeway (±250,044 VPD)
- Employee/Daytime population of over 334,000 within a 5 mile radius
- [Link to Matterport Tour](#)

Demographics: *ESRI 2025

	1 MILE	3 MILES	5 MILES
Population 	13,568	127,059	357,964
Average Household Income 	\$133,567	\$117,976	\$119,847
Daytime Population 	17,605	115,954	334,794
Households 	5,355	50,154	135,216

Property Summary

Address: 1958 S Greenfield Rd,
Mesa, AZ 85206

Building Size: ±5,040 SF + 1,180 SF Mezzanine
Patio/Yard - ±9,675 SF

APN: 140-67-023B

Traffic Counts: *ADOT

NORTH ON GREENFIELD ROAD ±30,531 VPD

SOUTH ON GREENFIELD ROAD ±25,397 VPD

EAST ON BASELINE ROAD ±22,211 VPD

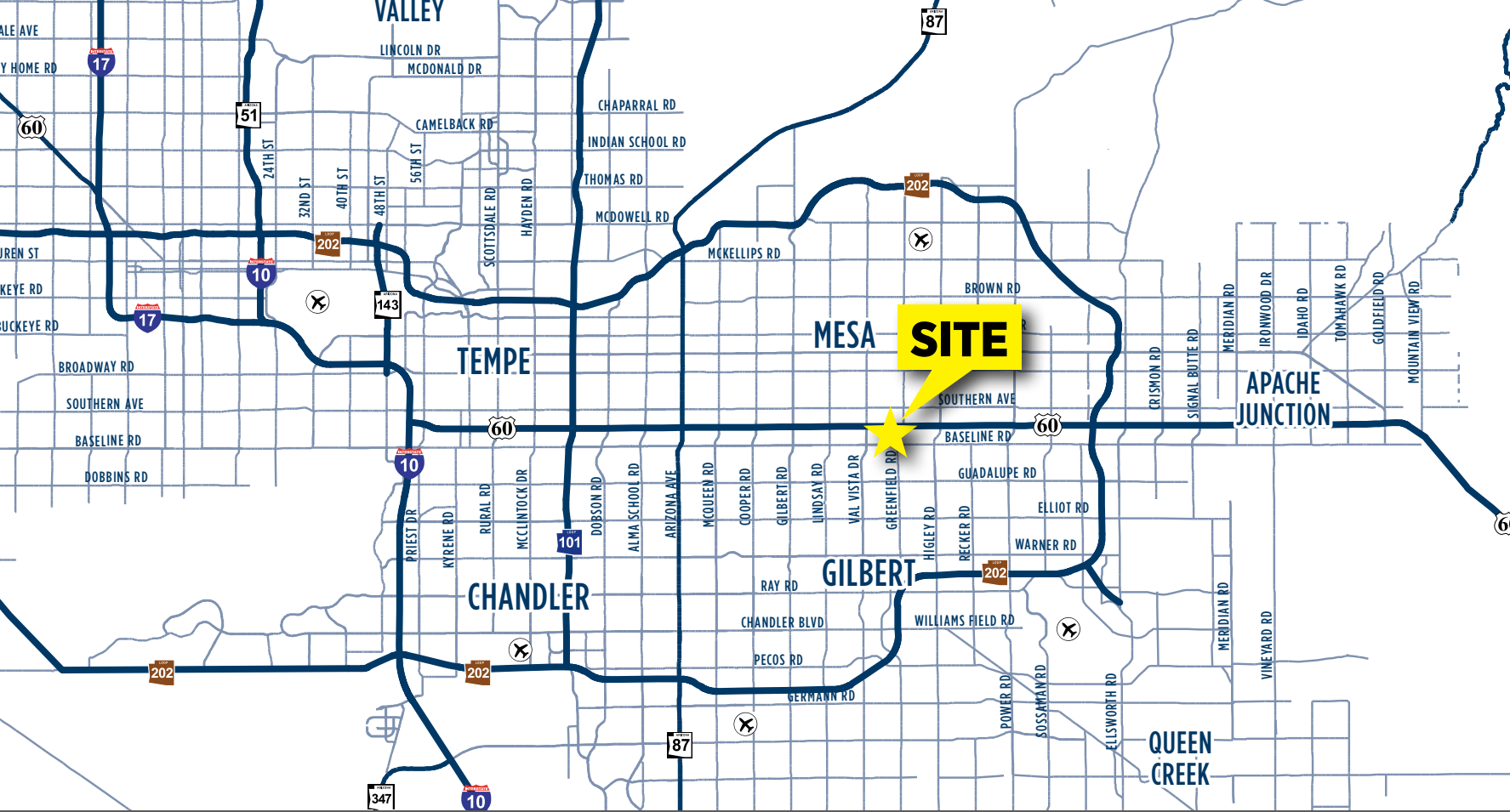
WEST ON BASELINE ROAD ±22,184 VPD

AREA OVERVIEW



PROPERTY PHOTOS





CONTACT INFORMATION

Brent Mallonee
Executive Director
+1 602 224 4437
brent.mallonee@cushwake.com

Josh Wyss
Executive Director
+1 602 224 4407
joshua.wyss@cushwake.com

Christian Coraggio
Director
+1 602 224 4463
christian.coraggio@cushwake.com

2555 E. Camelback Rd, Suite 400, Phoenix, Arizona 85016 | ph:+1 602 954 9000 | www.cushmanwakefield.com