

FIVE STATE-OF-THE-ART ADVANCED MANUFACTURING BUILDINGS

MOUNTAIN HOUSE, CALIFORNIA

AVAILABLE FOR LEASE



EXCLUSIVE BROKERS - INDUSTRIAL SERVICES TEAM:

RYAN MCSHANE, SIOR

Vice Chair
+1 209 475 5105 Direct
ryan.mcshane@colliers.com
CA License No. 01295796

MIKE GOLDSTEIN, SIOR

Vice Chair
Executive Managing Director
+1 209 475 5106 Direct
michael.goldstein@colliers.com
CA License No. 01319234

WES WIDMER, SIOR

Executive Vice President
+1 209 475 5109 Direct
wes.widmer@colliers.com
CA License No. 01315686

ALEX HOECK, SIOR

Executive Vice President
+1 209 475 5107 Direct
alex.hoeck@colliers.com
CA License No. 01943853

COLLIERS

3439 Brookside Rd, Suite 108
Stockton, CA 95219
www.colliers.com



BUILDING SPECIFICATIONS

BUILDING A

BUILDING ADDRESS: 700 S. De Anza Blvd
BUILDING SIZE: ±148,645 SF
PARCEL SIZE: ±7.15 Acres
SPEC OFFICE SIZE: 2,340 SF
LOADING: 18 (9'x10') dock-high doors
 2 (12'x14') dock-high doors
 Grade level doors
TRAILER PARKING: Limited
CLEAR HEIGHT: ±32'
INDICATED POWER: 2,000 Amps, 270/480V
 3-Phase (to be confirmed)
FIRE SUPPRESSION: ESFR
COLUMN SPACING: 50' x 52' typical
TRUCK COURT: ±78' - 183'
SKYLIGHTS: Yes

LEASED

BUILDING B

BUILDING ADDRESS: 766 S. De Anza Blvd
BUILDING SIZE: ±139,273 SF
AVAILABLE SF: ±79,612 SF
PARCEL SIZE: ±6.2 Acres
SPEC OFFICE SIZE: 2,600 SF (North Office)
LOADING: 11 (9'x10') dock-high doors
 3 (12'x14') dock-high doors
 Grade level doors
TRAILER PARKING: Limited
CLEAR HEIGHT: ±32'
INDICATED POWER: 2,000 Amps, 270/480V
 3-Phase (to be confirmed)
FIRE SUPPRESSION: ESFR
COLUMN SPACING: 52' x 60' typical
TRUCK COURT: ±78' - 183'
SKYLIGHTS: Yes

BUILDING C

BUILDING ADDRESS: 832 S. De Anza Blvd
BUILDING SIZE: ±91,612 SF
PARCEL SIZE: ±4.45 Acres
SPEC OFFICE SIZE: 1,739 SF
LOADING: 14 (9'x10') dock-high doors
 2 (12'x14') dock-high doors
 Grade level doors
TRAILER PARKING: Limited
CLEAR HEIGHT: ±30'
INDICATED POWER: 1,200 Amps, 270/480V
 3-Phase (to be confirmed)
FIRE SUPPRESSION: ESFR
COLUMN SPACING: 50' x 52' typical
TRUCK COURT: ±144' - 154'
SKYLIGHTS: Yes

LEASED

BUILDING D

BUILDING ADDRESS: 876 S. De Anza Blvd
BUILDING SIZE: ±82,567 SF
PARCEL SIZE: ±7.34 Acres
OFFICE SIZE: 2,663 SF
LOADING: 6 (9'x10') dock-high doors
 1 (12'x14') dock-high doors
 Grade level doors
TRAILER PARKING: Limited
CLEAR HEIGHT: ±28'
INDICATED POWER: 1,200 Amps, 270/480V
 3-Phase (to be confirmed)
FIRE SUPPRESSION: .45/3,000 SF
COLUMN SPACING: 52' x 50' typical
TRUCK COURT: ±150'
SKYLIGHTS: Yes

LEASED

BUILDING E

BUILDING ADDRESS: 898 S. De Anza Blvd
BUILDING SIZE: ±50,990 SF
PARCEL SIZE: ±2.59 Acres
OFFICE SIZE: 1,662
LOADING: 4 (9'x10') dock-high doors
 1 (12'x14') dock-high doors
 Grade level doors
TRAILER PARKING: Limited
CLEAR HEIGHT: ±28'
INDICATED POWER: 1,200 Amps, 270/480V
 3-Phase (to be confirmed)
FIRE SUPPRESSION: .45/3,000 SF
COLUMN SPACING: 52' x 55'
TRUCK COURT: ±200'
SKYLIGHTS: Yes

MOUNTAIN TECHNOLOGY CENTER PARK SITE PLAN



700 S. DE ANZA BOULEVARD | **BLDG A**

±148,645
Square Feet


18
Dock Doors

90
Auto Stalls

50' x 52'
Column Spacing

ESFR
Fire Suppression

±32'
Clear Height



BUILDING SPECIFICATIONS
MOUNTAIN TECHNOLOGY CENTER



766 S. DE ANZA BOULEVARD | **BLDG B**

±79,612
Square Feet

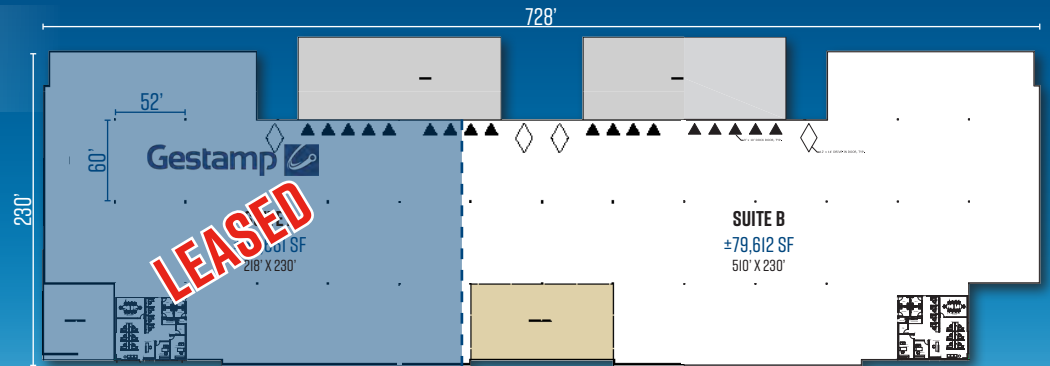
11
Dock Doors

90
Auto Stalls

52' x 60'
Column Spacing

ESFR
Fire Suppression

±32'
Clear Height



BUILDING SPECIFICATIONS
MOUNTAIN TECHNOLOGY CENTER



832 S. DE ANZA BOULEVARD | **BLDG C**

±91,612
Square Feet

14
Dock Doors

170
Auto Stalls

50' x 52'
Column Spacing

ESFR
Fire Suppression

±30'
Clear Height



BUILDING SPECIFICATIONS
MOUNTAIN TECHNOLOGY CENTER



876 S. DE ANZA BOULEVARD | **BLDG D**

±82,567
Square Feet

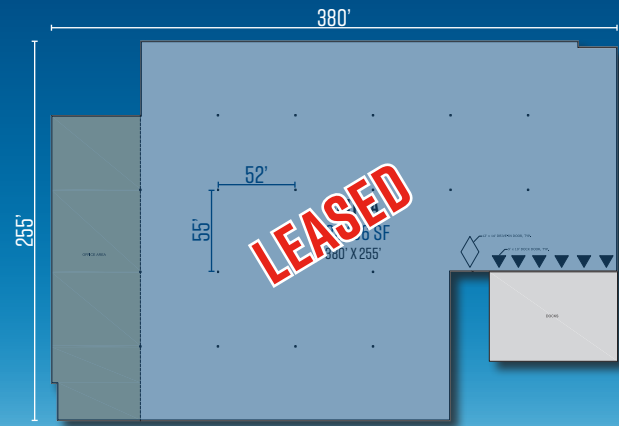
6
Dock Doors

71
Auto Stalls

52' x 50'
Column Spacing

.45/3,000
Fire Suppression

±28'
Clear Height



BUILDING SPECIFICATIONS
MOUNTAIN TECHNOLOGY CENTER



898 S. DE ANZA BOULEVARD | **BLDG E**

±50,990
Square Feet

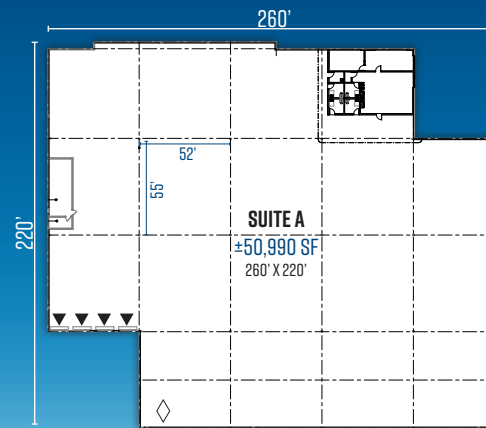
4
Dock Doors

47
Auto Stalls

52' x 55'
Column Spacing

.45/3,000
Fire Suppression

±28'
Clear Height



LED Lighting
One (1) pit leveler

BUILDING SPECIFICATIONS
MOUNTAIN TECHNOLOGY CENTER



THE STATE-OF-THE-ART MOUNTAIN TECHNOLOGY CENTER IS LOCATED ±1.5 MILES NORTH I-205, OFFERING EASE OF ACCESS TO ALL BAY AREA AND CENTRAL VALLEY MAJOR FREEWAYS. THE SITE IS STRATEGICALLY LOCATED WITH CLOSE PROXIMITY TO THE UP AND BNSF INTERMODAL FACILITIES.

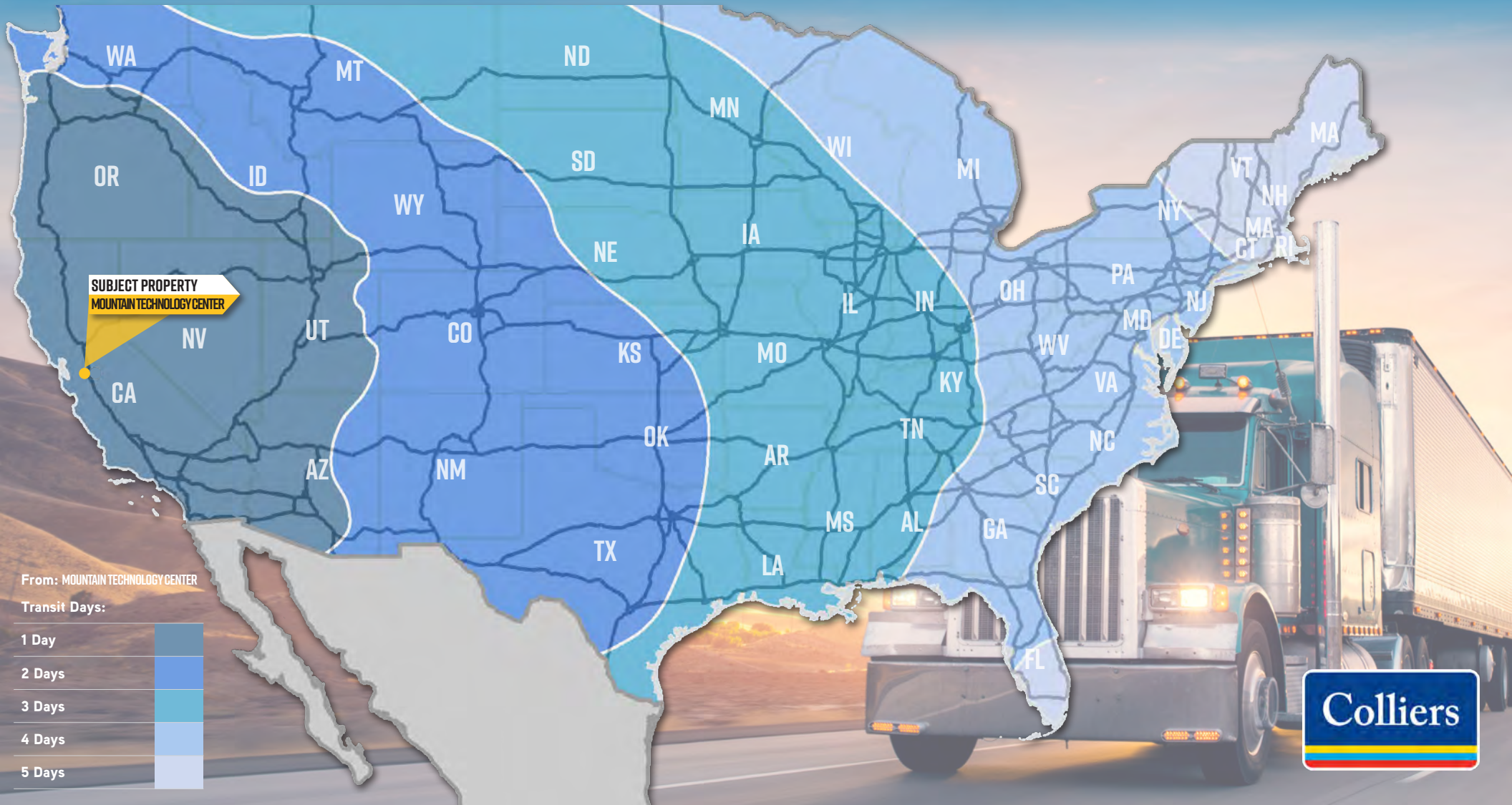
MAJOR INDUSTRIAL OCCUPIERS WEST TRACY



THE ADVANTAGE OF THE LOCATION, WITH CLOSE PROXIMITY TO THE MAJOR ARTERIALS, IS THE EASE OF **ACCESSIBILITY TO ALL MAJOR MARKETS** IN THE UNITED STATES. WEST COAST MARKETS ARE OBTAINABLE WITHIN ONE TRANSIT DAY, WHILE MAJORITY OF THE EAST COAST CAN BE REACHED WITHIN 4 TRANSIT DAYS.

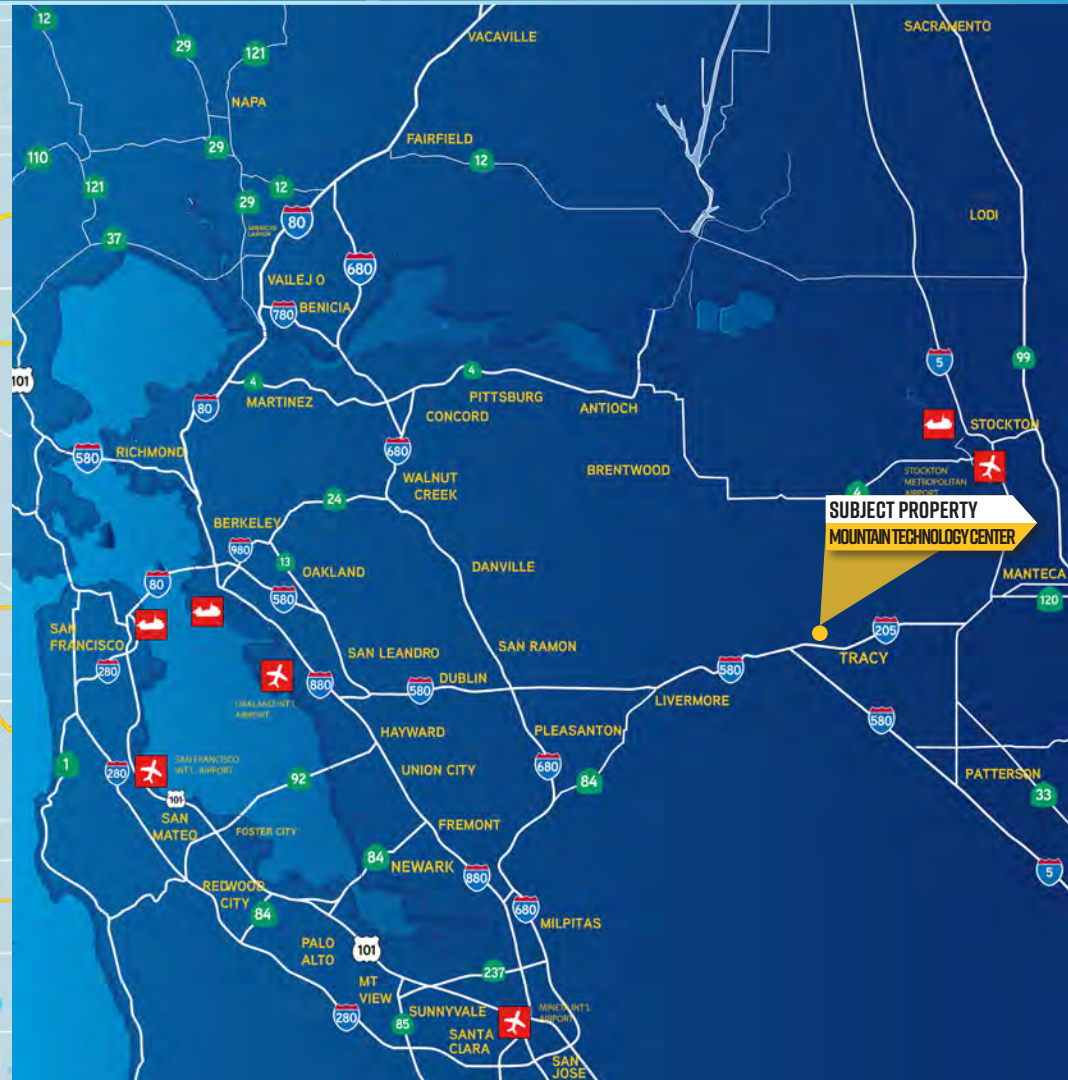
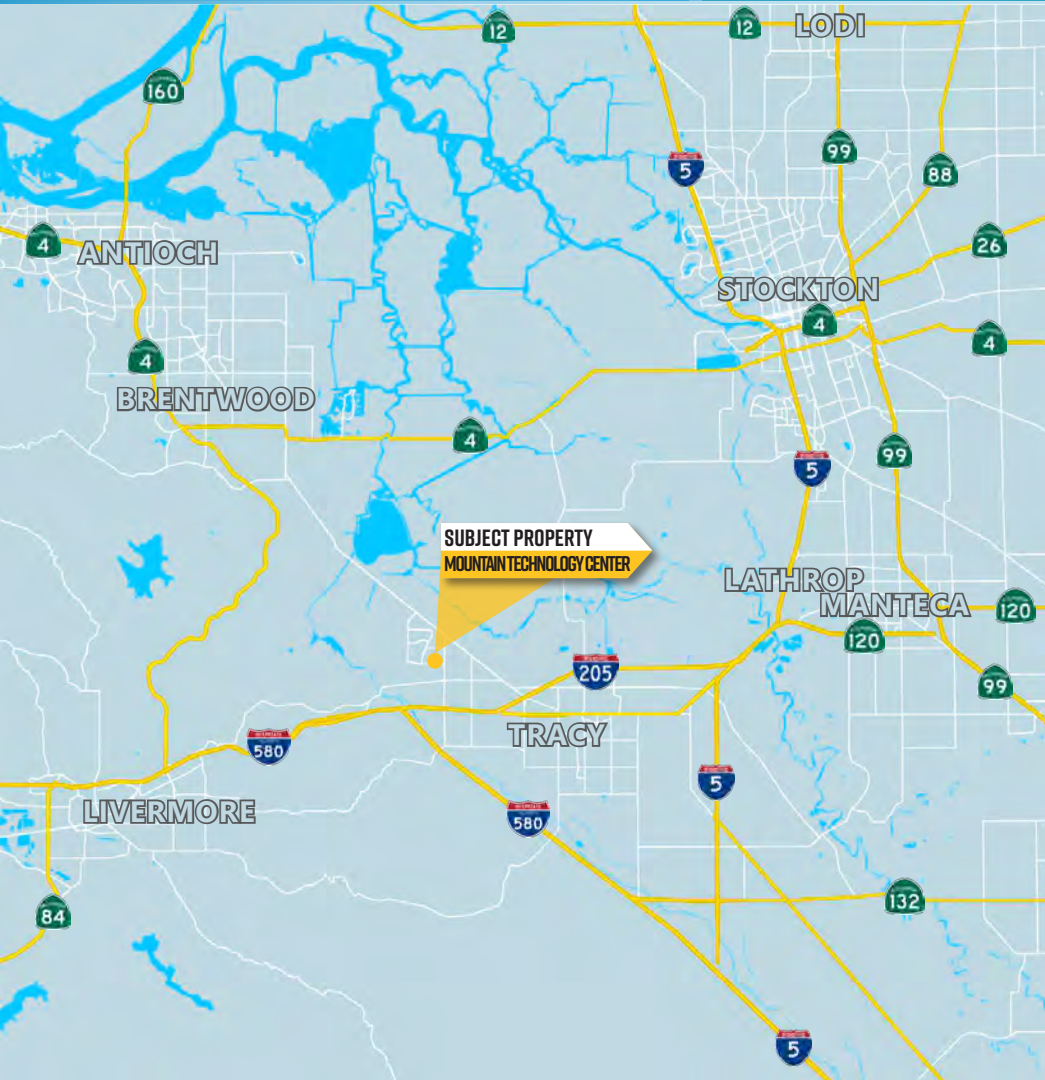
DRIVE TIMES TO MAJOR U.S. MARKETS

LOGISTICS & TRANSPORTATION



FIVE STATE-OF-THE-ART ADVANCED MANUFACTURING BUILDINGS

MOUNTAIN HOUSE, CALIFORNIA



EXCLUSIVE BROKERS - INDUSTRIAL SERVICES TEAM:

RYAN MCSHANE, SIOR

Vice Chair
+1 209 475 5105 Direct
ryan.mcshane@colliers.com
CA License No. 01295796

MIKE GOLDSTEIN, SIOR

Vice Chair
Executive Managing Director
+1 209 475 5106 Direct
michael.goldstein@colliers.com
CA License No. 01319234

WES WIDMER, SIOR

Executive Vice President
+1 209 475 5109 Direct
wes.widmer@colliers.com
CA License No. 01315686

ALEX HOECK, SIOR

Executive Vice President
+1 209 475 5107 Direct
alex.hoeck@colliers.com
CA License No. 01943853

COLLIERS

3439 Brookside Rd, Suite 108
Stockton, CA 95219
www.colliers.com

