

Excellent retail space available. Located in a high traffic,
Costco-anchored shopping center



FOR LEASE

Airport Square

2000 Harvard Way, Reno, NV 89502

Smith Retzloff Retail Team

Shawn Smith

Executive Vice President
+1 775 823 4667
shawn.smith@colliers.com
LIC # NV 00046702

Sean Retzloff

Senior Vice President
+1 775 823 6621
sean.retzloff@colliers.com
LIC # NV 0182046

Colliers

Colliers Reno

5520 Kietzke Lane, Suite 300
Reno, NV 89511
Colliers.com/Reno

AIRPORT SQUARE

RETAIL OVERVIEW

±1,178 - 1,576 SF space available

Easy access to the center from Plumb Ln

Excellent visibility from Hwy 580

Ample parking with over ±1,000 spaces

Diverse tenant-mix including Costco, Urban Air, Mor Furniture, Mattress Firm, Capriotti's, AT&T, Sushi Pier, One Nevada Credit Union and more

High density area with over ±6,000 homes within a 1-mile radius



NEGOTIABLE

Lease Rate



Available for Lease

© 2026 Colliers International. Information herein has been obtained from sources deemed reliable, however its accuracy cannot be guaranteed. The user is required to conduct their own due diligence and verification.



Airport Square Rankings

4.2M
Annual Visits

#1
Most Visited Center In A 15 Mile Radius

#15
Most Visited Center In The State Of NV



#1 Mor Furniture
Most Visited Center In The State Of NV

#2 Costco
Most Visited Store In The State Of NV

Source: *placer.ai* data



Available for Lease

SUITE AVAILABILITY

#	Suite #	Tenant	Total SF
1	2202 A	Costco Addition	20,000 SF
2	2210 A	Urban Air	24,473 SF
3	2212 A	Mor Furniture	39,084 SF
4	1320 BC	Tobacco Island	5,400 SF
5	1320 A	Benson & Bingham	1,800 SF
6	1300 B4	Kaffe Crepe	885 SF
7	1300 B3	Lahsoon Smoke Shop	1,300 SF
8	1300 B2	Available Within 90 Days	1,576 SF
9	1300 B1	Available 12/31/2026	1,490 SF
10	1300 AB	Silk Road International Market	3,715 SF
11	1300 A	Face To Face Spa	3,005 SF
12	1296 L	Claw Joyland	2,512 SF
13	1296 IK	Dotty's	4,106 SF
14	1296 H	Crawfish Asian Bistro	2,216 SF
15	1296 G	Crawfish Asian Bistro	2,400 SF
16	1296 F	Alteration & Boutique Store	707 SF
17	1296 DE	Cycle Gear	3,850 SF
18	1296 AC	One Nevada Credit Union	4,588 SF
19	1274 AB	At&T	2,600 SF
20	1274 C	All Smiles Family Dentistry	2,555 SF
21	1274 D	Hype Tea	1,267 SF
22	1274 E	State Farm	1,268 SF
23	1274 F	Key And Code Llc	2,015 SF
24	1274 G	Go Auto	1,156 SF
25	1280 A	Smoke And Vape Hub	1,170 SF
26	1280 B	Capriotti's	2,145 SF
27	1280 CD	Northern Nevada Coin & Bullion	3,282 SF
28	1290 AB	El Paisano	2,941 SF
29	1290 C	Available	1,178 SF
30	1290 D-G	Bead Gallery Reno	3,117 SF
31	1290 HI	Asian Noodles	3,050 SF
32	1290 J	Sushi Pier	1,680 SF
33	2002 F	Crystal Nail Salon	1,350 SF
34	2002 DE	Asian Foot Reflexology	2,790 SF
35	2002 C	Horizon Window Fashions	1,645 SF
36	2002 B	Stone Age Quarry	1,480 SF
37	2002 A	Quality Floors 4 Less	1,760 SF
38	2000 A	The Sleep Train	9,240 SF



Available for Lease

© 2026 Colliers International. Information herein has been obtained from sources deemed reliable, however its accuracy cannot be guaranteed. The user is required to conduct their own due diligence and verification.



High-Traffic Location At The Heart Of Reno

Easy for visitors to locate. Just minutes from the Reno/Tahoe Airport,
at a high-density retail shopping area.



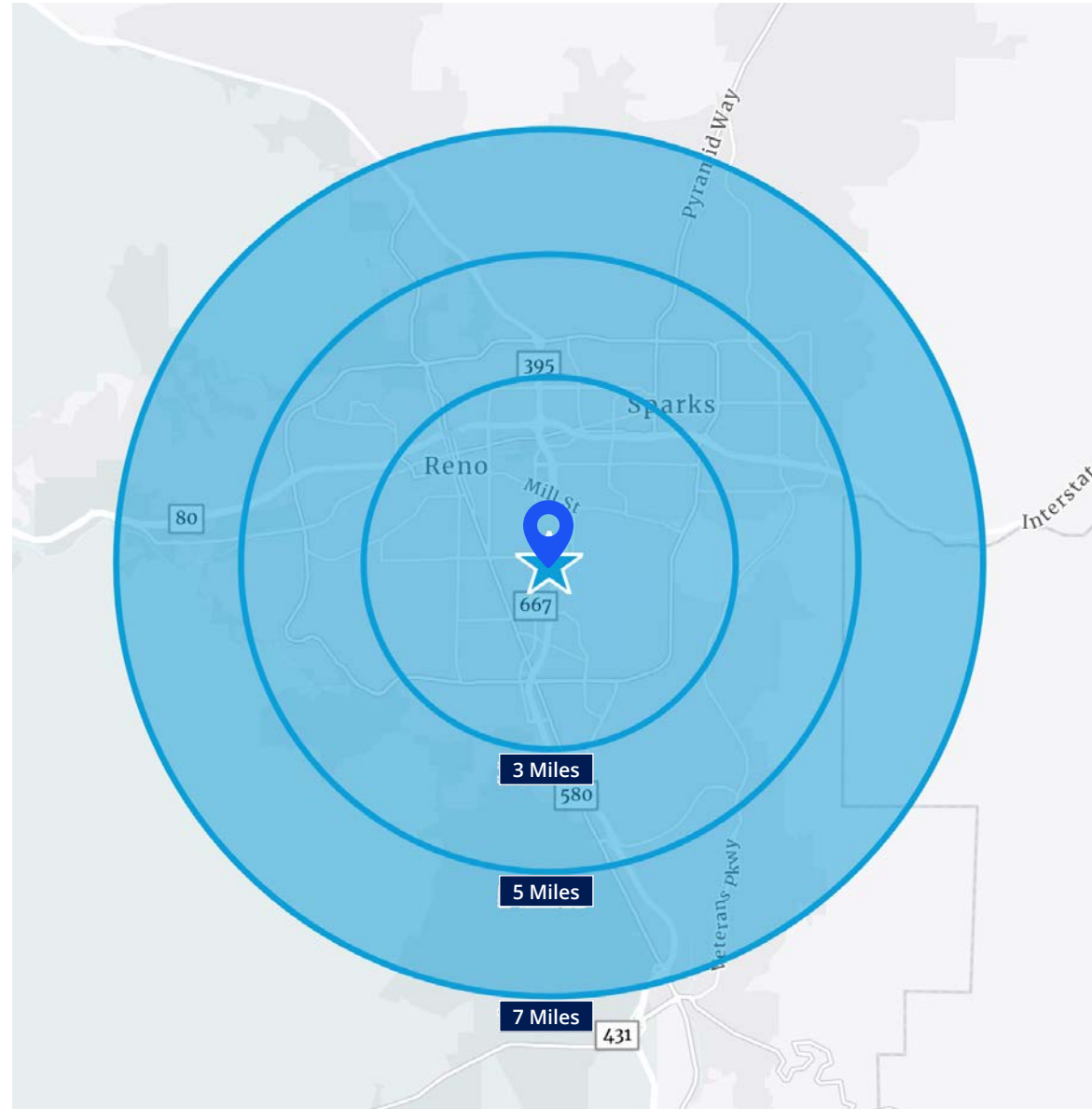
Available for Lease

Population	3 Miles	5 Miles	7 Miles
2025 Est. Population	111,244	242,802	344,847
2030 Proj. Population	115,590	251,362	356,493
2025 Med. Age	37.5	36.7	37.8
Daytime Population	193,346	316,994	395,024

Household Income	3 Miles	5 Miles	7 Miles
2025 Est. Avg. HH Income	\$87,277	\$100,302	\$112,709
2030 Proj. Avg. HH Income	\$97,122	\$111,059	\$124,969
2025 Est. Med. HH Income	\$61,238	\$72,134	\$80,870
2030 Proj. Med. HH Income	\$69,024	\$80,716	\$91,205
2025 Est. Per Capita Income	\$39,614	\$42,786	\$46,716

Household	3 Miles	5 Miles	7 Miles
2025 Est. HH	50,194	103,627	142,517
2030 Proj. HH	52,789	108,379	148,712
Proj. Annual Growth (2025-2030)	1.01%	0.90%	0.85%
Avg. HH Size	2.14	2.29	2.37

Consumer Expenditure	3 Miles	5 Miles	7 Miles
Annual HH Expenditure	\$76,597	\$87,395	\$97,644
Annual Retail Expenditure	\$24,057	\$27,608	\$31,010
Monthly HH Expenditure	\$6,383	\$7,283	\$8,137
Monthly Retail Expenditure	\$2,005	\$2,301	\$2,584



Available for Lease

© 2026 Colliers International. Information herein has been obtained from sources deemed reliable, however its accuracy cannot be guaranteed. The user is required to conduct their own due diligence and verification.



Reno-Sparks MSA Facts & Demographics

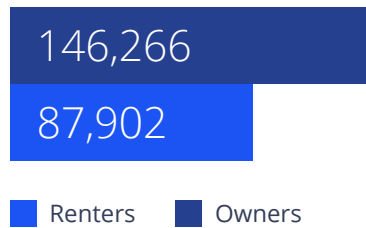
588,069
Population

2.48
Avg HH Size

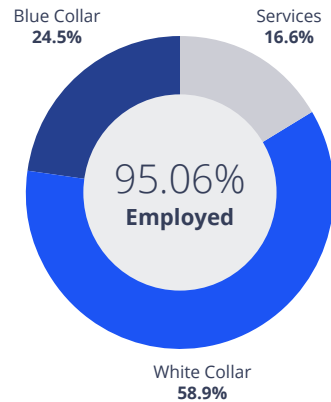
\$121,655
Avg HH Income

39.5
Median Age

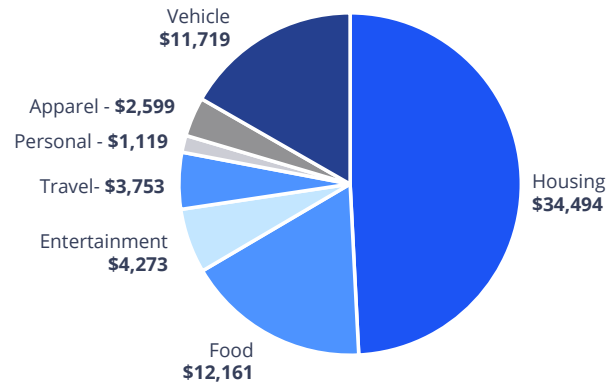
Home Ownership (2025 Housing Units)



Employment



Household Spending

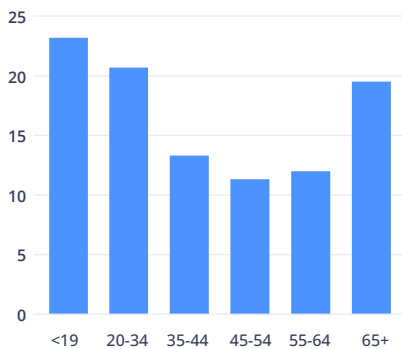


Race & Ethnicity (2025) - % of total population

White	62.97
Black/African American	2.55
American Indian/Alaska Native	1.89
Asian	6.03
Pacific Islander	0.70
Other Race	12.12
Multiple Races	13.73
Hispanic (any race)	25.95

Age Distribution (2025) - % of total population

50.97% Men 49.03% Women



Education (Population Age 25+)

4.35%
Less than 9th Grade

5.71%
9th - 12th Grade, No Diploma

20.34%
High School Graduate

4.36%
GED/Alternative Credential

21.47%
Some College, No Degree

9.77%
Associate Degree

21.12%
Bachelor's Degree

12.87%
Graduate/Professional Degree



Airport Square

Smith Retzloff Retail Team

Shawn Smith

Executive Vice President
+1 775 823 4667
shawn.smith@colliers.com
LIC # NV 00046702

Sean Retzloff

Senior Vice President
+1 775 823 6621
sean.retzloff@colliers.com
LIC # NV 0182046



Accelerating success.

Colliers Reno

5520 Kietzke Lane, Suite 300
Reno, NV 89511
Colliers.com/Reno