

Flex Space Sundial Dr.

Waite Park, MN



Tanner Nordlund

Commercial Agent

C: 320-828-0395

E: tanner@parcel.properties

624 Sundial Dr Waite Park, MN



Property Summary:

Property Type: Flex

Available: 12,500sf

Building: Steel

Parking: Shared

Outline:

Parcel Real Estate is pleased to provide the following flex listing off of Sundial Dr. in Waite Park, MN.

Rate and terms: Negotiable

The subject space was formerly a brewery. The space will be equipment and furniture free upon delivery. The parcel as a whole is going to be redeveloped into the new St. Cloud Christian School. Another 501C3 user is preferred in the rental space.

The space is 12,500sf with a large showroom, warehouse/storage area, and a small mezzanine space with offices.

ADDRESS:

624 Sundial Dr
Waite Park, MN

USE:

Retail, industrial


CONTACT:

Tanner Nordlund

tanner@parcel.properties

320-420-1177

parcel.properties



Parcel
REAL ESTATE

624 Sundial Dr Waite Park, MN




Outline:

The subject property is composed of 1 level. The majority of the space is open with high ceilings. The space was fully renovated in the recent past and will need very little work depending on your use.


- Patio area included
- Property is in excellent condition
- Parking in common with future school
- Zoning: I-2 Sundial Corridor District
- Permitted uses:
 - See Waite Park ordinance 52 section 3


Parcel
REAL ESTATE



TANNER NORDLUND
Commercial Agent

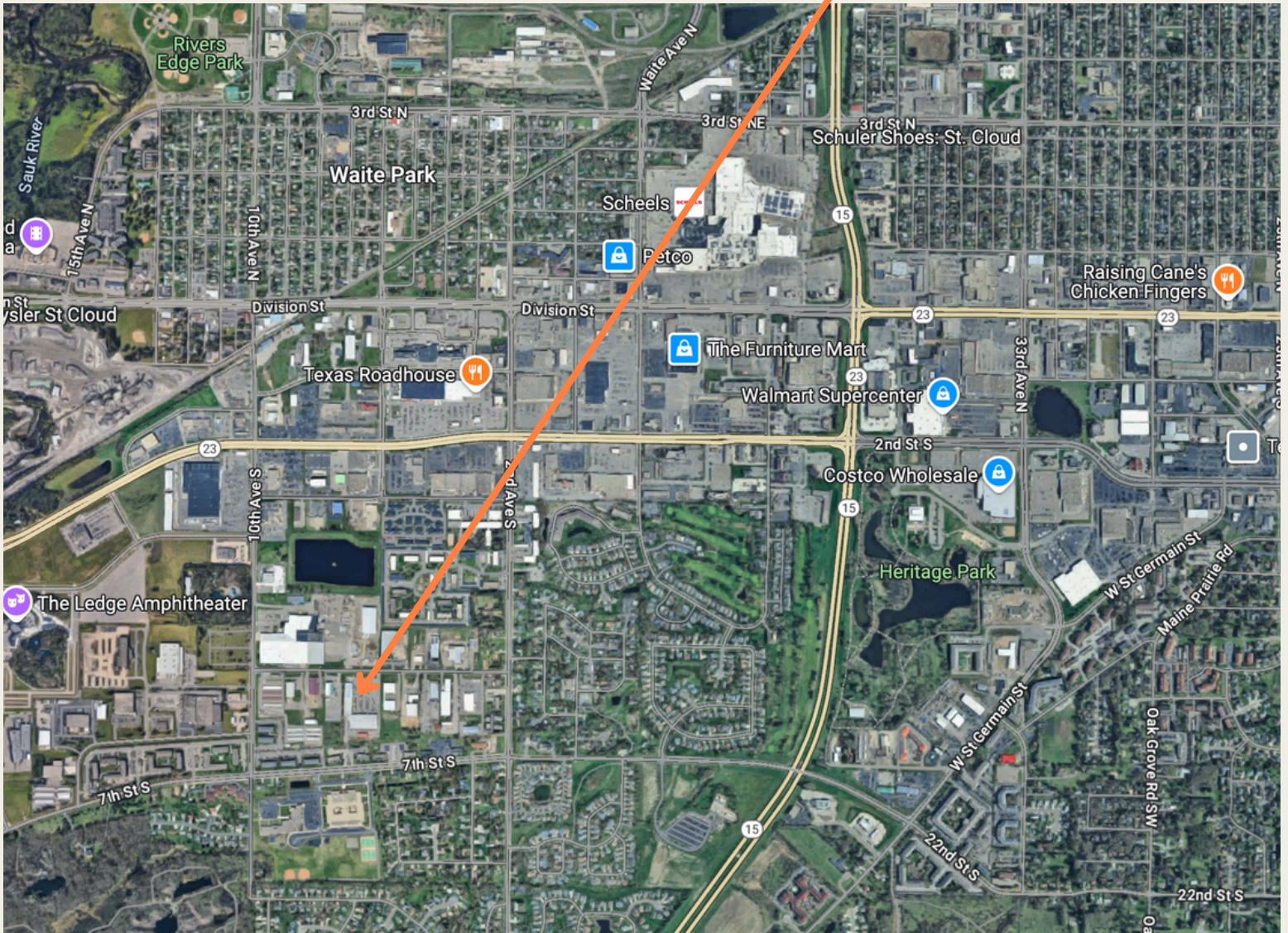
CONTACT

 320-828-0395


 tanner@parcel.properties

 parcel.properties

Location




Parcel
REAL ESTATE



TANNER NORDLUND
Commercial Agent

CONTACT

 320-828-0395

 tanner@parcel.properties

 parcel.properties

Photos



Parcel
REAL ESTATE

**Thank
You!**

**Let's Get
In Touch**

Contact us:

tanner@parcel.properties
320-828-0395

Visit our website:
Parcel.Properties