STUDIO HUE 1/23/22
SUITE 103 UKRONA

1. PAINT- BRIGHT WHITE
2. ADD 2 WALLS + 2 DOORS FOR CONSULTATION ROOM (A)
DOOR (1) SOLID DOOR (2) FROSTED GLASS
3. ADD SINK TO (A)
4 ADD NEW DOOR (3) FOR COMMON BATH ACCESS
5 ADD CLOSER TO FRONT DOOR

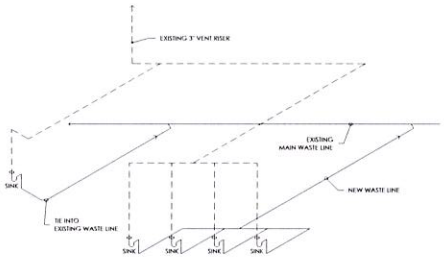

03 A2.1 PLUMBING DIAGRAM
SCALE: N.T.S

PLUMBING NOTES & SPECIFICATIONS

1. SEE INDIVIDUAL FLOOR PLANS FOR EXACT LINE LAYOUT. PROVIDE INTENT OF TYPICAL PLANS AS REQUIRED. NOTIFY ARCHITECT OF ANY ISSUES OR DISCREPANCIES.
2. ACTUAL INSTALLATION SHALL BE IN STRICT COMPLIANCE WITH 675 IAC 16, INDIANA PLUMBING CODE. ALL PROPOSED PLUMBING SYSTEMS SHALL BE INSTALLED TO MEET OR EXCEED ASHRAE 90.1-2007 [WITH INDIANA AMENDMENTS] AND 2009 IECC REQUIREMENTS SPECIFICALLY REGARDING PIPING INSULATION AND MANDATORY WATER HEATER EFFICIENCIES.
3. ALL DWV PIPING SHALL BE ABS OR PVC AS REQUIRED. ALL POTABLE WATER PIPING SHALL BE CPVC. ALL BELOW SLAB WATER LINES SHALL BE TYPE L SOFT COPPER [CONTINUOUS] WITH INSULATIVE SLEEVE AT THRU SLAB LOCATIONS. ALL EXPOSED WATER LINES [HOT AND COLD] SHALL HAVE INSULATIVE SLEEVE.
4. PLUMBING SUBCONTRACTOR SHALL COORDINATE CUTTING AND PATCHING REQUIREMENTS WITH GENERAL CONTRACTOR THAT ARE NECESSARY FOR THE INSTALLATION OF PLUMBING WORK. PLUMBING SUBCONTRACTOR SHALL COORDINATE WITH GENERAL CONTRACTOR PLUMBING LINE LOCATIONS WITH WALLS AND UNDER CONCRETE SLAB.
5. PLUMBING SUBCONTRACTOR SHALL COORDINATE WITH HVAC SUBCONTRACTOR AS TO ANY AND ALL GAS SUPPLY PIPING REQUIREMENTS PER ACTUAL HVAC EQUIPMENT UTILIZED, INCLUDING GAS-FIRED FURNACES. ALL GAS PIPING SHALL BE SCHEDULE 40, A-120, BLACK STEEL PIPE WITH 150# CLASS BLACK MALLEABLE FITTINGS. PROVIDE LEVER HANDLE BRONZE SHUT OFF COCK AND DRIP LEG AT EACH APPLIANCE.
6. PLUMBING SUBCONTRACTOR SHALL COORDINATE HVAC EQUIPMENT LOCATIONS AND SHALL PROVIDE 2" STANDPIPES AT EACH LOCATION FOR CONDENSATE DRAINAGE.
7. PROVIDE AND INSTALL CHROME STOP L VALVE FOR WATER SUPPLY AT EACH FIXTURE THRU WALL NIPPLE SHALL BE CHROME WITH ESCUTCHEON PLATES AS REQUIRED.

HVAC GENERAL NOTES & SPECIFICATIONS

1. PROVIDE INTENT OF PLAN AS REQUIRED. NOTIFY ARCHITECT OF ANY ISSUES OR DISCREPANCIES.
2. ALL INSTALLATION SHALL BE IN STRICT COMPLIANCE WITH THE 2010 INDIANA ENERGY CONSERVATION CODE [675 IAC 19-4] CONSISTING OF ASHRAE STANDARD 90.1-2007 EDITION. ALL PROPOSED MECHANICAL SYSTEMS SHALL BE INSTALLED TO MEET OR EXCEED ASHRAE 90.1-2007 [WITH INDIANA AMENDMENTS] AND 2010 IECC REQUIREMENTS.
3. HVAC SUBCONTRACTOR SHALL COORDINATE WITH THE ELECTRICAL SUBCONTRACTOR FOR ANY AND ALL ELECTRICAL REQUIREMENTS OF ACTUAL HVAC EQUIPMENT UTILIZED.
4. HVAC SUBCONTRACTOR SHALL COORDINATE WITH ELECTRICAL SUBCONTRACTOR AS TO THE LOCATIONS OF ALL CEILING DIFFUSERS IN THE CEILING SYSTEM. PLACEMENT OF LIGHT FIXTURES HAS PRIORITY.
5. HVAC SUBCONTRACTOR SHALL COORDINATE WITH GENERAL CONTRACTOR FOR ALL REQUIREMENTS OF SIZE, LOCATION, SCHEDULES, ETC. OF ALL THRU ROOF AND WALL PENETRATIONS REQUIRED FOR INSTALLATION OF HVAC SYSTEMS AND DUCTWORK.
6. ALL REGISTERS AND GRILLES SHALL BE AS FOLLOWS. SIZED AS REQUIRED FOR CFM AS NOTED AT 500 FPM MAX. FACE VELOCITY. ALL REGISTERS TO HAVE REGULATING DAMPERS.
7. ALL SUPPLY AND RETURN AIR DUCTWORK SHALL BE GALVANIZED STEEL, SIZED AS INDICATED, CONSTRUCTED AND INSTALLED IN ACCORDANCE WITH THE LATEST EDITION OF SMACNA STANDARDS FOR HVAC AND DUCTWORK CONSTRUCTION. ALL SUPPLY AIR DUCTS SHALL HAVE 1/2" INSULATIVE DUCT LINER. DUCT SIZES INDICATED ARE EXCLUSIVE OF LINER.
8. EXTEND PVC CONDENSATION DRAIN TO 2" STANDPIPE. COORDINATE WITH PLUMBING SUBCONTRACTOR.
9. PROVIDE AND INSTALL FRESH AIR INLET AND EXHAUST SYSTEM ON EACH HVAC UNIT.

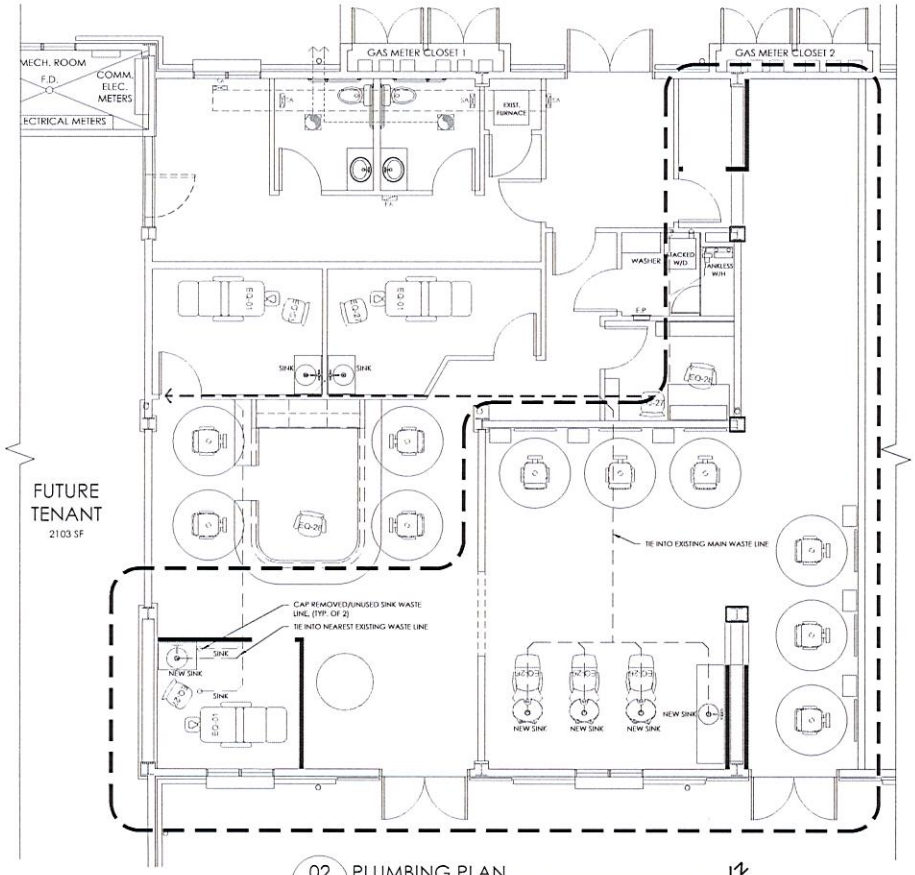

02 A2.1 PLUMBING PLAN
SCALE: 1/4" = 1'-0"

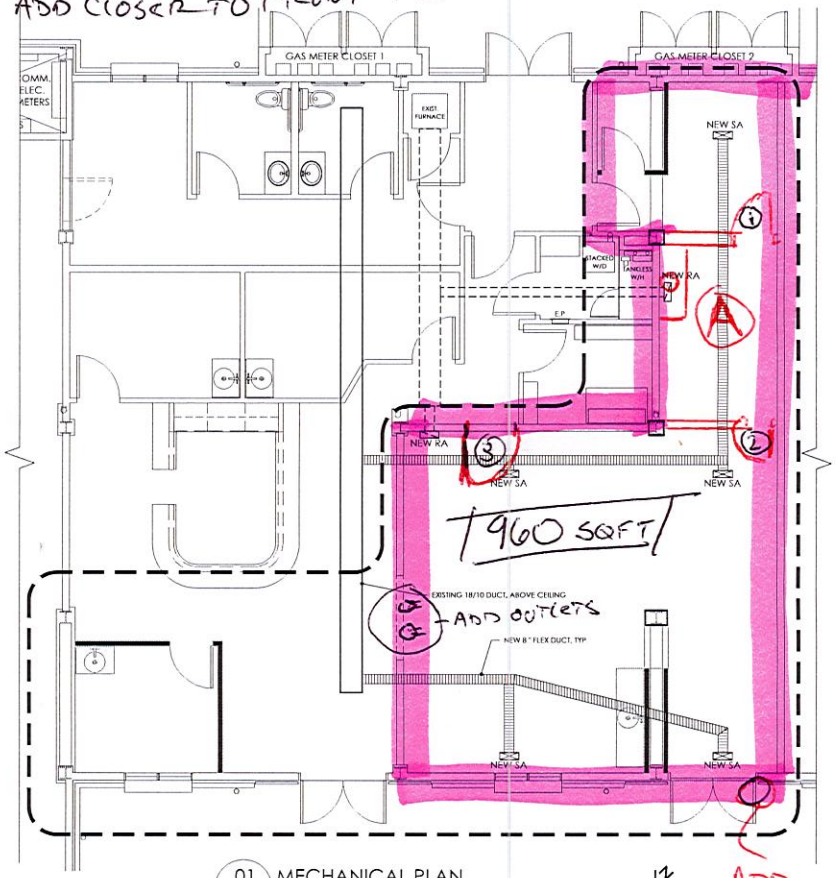

01 A2.1 MECHANICAL PLAN
SCALE: 1/4" = 1'-0"

6. MOVE BRUSHED BRASS HOOKS TO WALL NEAR FRONT DOOR
7. ADD A SECONDARY HEAT SOURCE
8. ADD OUTLETS TO OLD OPENING AREA

MATTE BLACK ARCHITECTURE
2021 EAST WEBLEY ROAD
BLOOMINGTON, IN 47401
TELEPHONE: 812.345.4869
MATTEBLACKBLOOM@GMAIL.COM
WWW.MATTEBLACKARCH.COM
DESIGNMATTERS

BELLE AME TENANT IMPROVEMENT EXPANSION

3105 SOUTH SARE ROAD BLOOMINGTON, IN

REGISTERED ARCHITECT No. AR11100124 STATE OF INDIANA

DATE 3.11.21
ISSUE PERMIT
JOB NO. 21-06
CHECKED BY MDE

© MATTEBLACK ARCHITECTURE
THESE DRAWINGS ARE THE SOLE PROPERTY OF THE ARCHITECT AND ANY REPRODUCTION OR USE FOR CONSTRUCTION MUST BE APPROVED BY THE ARCHITECT WITH PRIOR CONSENT. ALL REVISIONS SHALL BE DOCUMENTED AND SENT TO THE ARCHITECT FOR REVIEW BEFORE BEING INCLUDED FOR PERMITTING OR CONSTRUCTION.

A2.1
MECH. & PLUMB. PLANS