



TURNER

LOGISTICS CENTER

BUILDING VI
±407,964 SF AVAILABLE

I-70 & COLLEGE PARKWAY / KANSAS CITY, KS / NEW CONSTRUCTION



JOSEPH S. ACCURSO

Vice Chairman

+1 816 412 0216

joe.accurso@cushwake.com

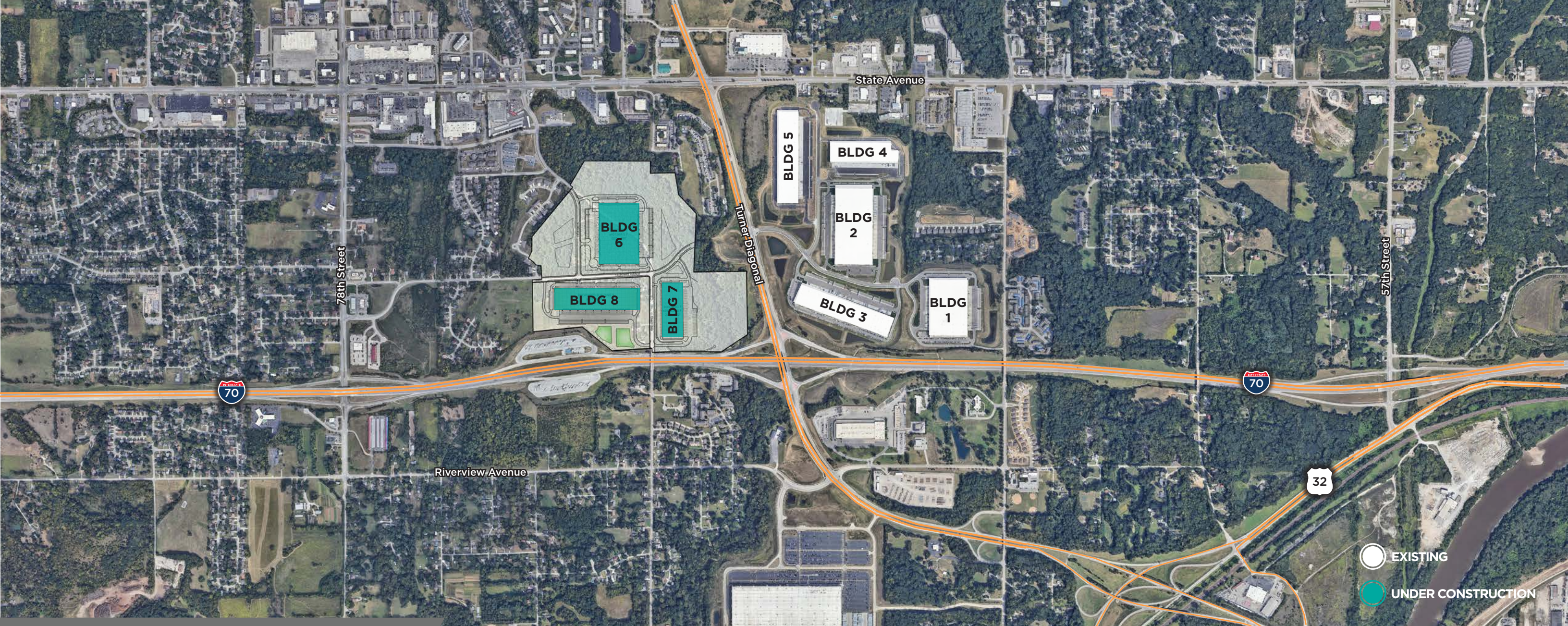
TRISTAN OTT

Director of Industrial Leasing

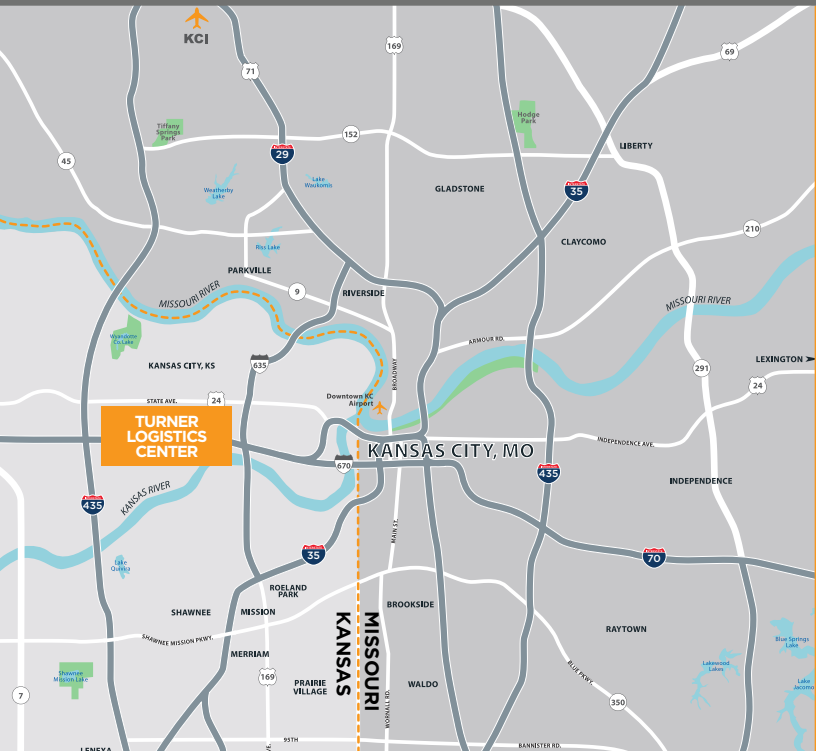
+1 816 777 8072

tott@northpointkc.com





INSTANT CONNECTIVITY TO KC METRO



STRATEGICALLY LOCATED
with unparalleled and immediate access to Interstate 70

ACCESS TO LARGE LABOR POOL capable of supporting distribution operation

UNPRECEDENTED REAL ESTATE TAX ABATEMENT

HIGHLY EXPERIENCED landlord and developer with extensive in-house resources

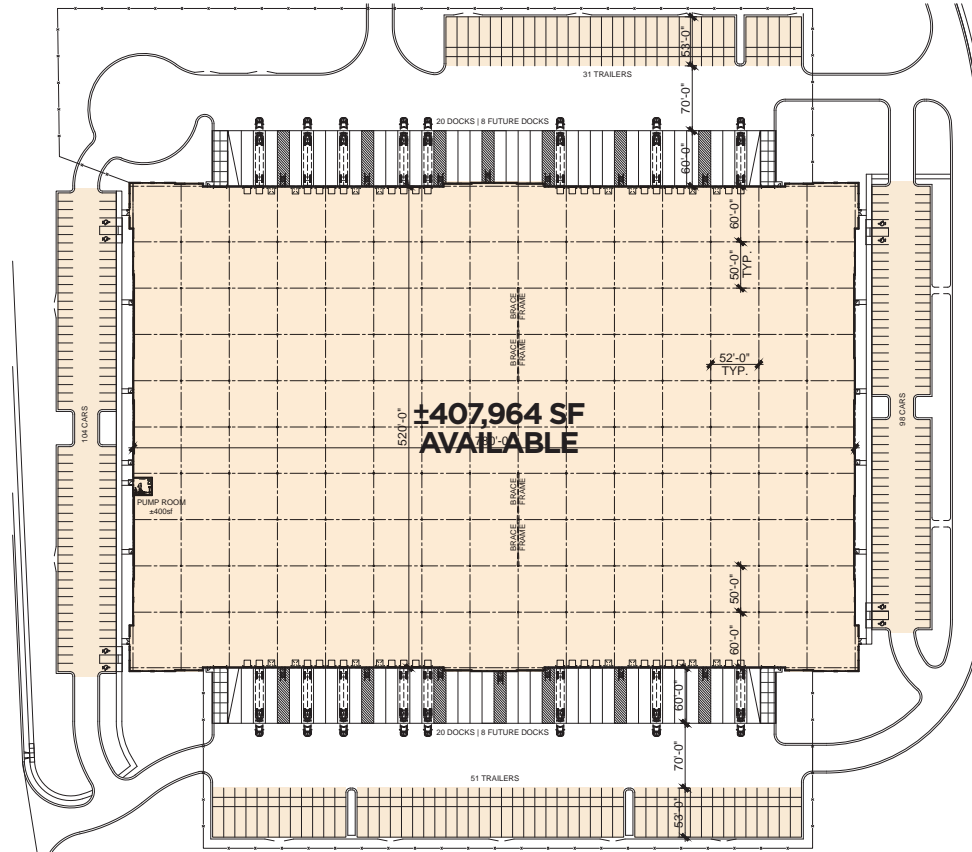
250 ACRES WITH 3 MILLION SQUARE FEET of projected Class A industrial product

- **BUILDING I**
±406,000 SF
Fully Leased
- **BUILDING II**
543,554 SF
Fully Leased
- **BUILDING III**
±375,536 SF
Fully Leased
- **BUILDING IV**
±248,985 SF
Fully Leased
- **BUILDING V**
±346,826 SF
Fully Leased
- **BUILDING VI**
±407,964 SF
Under Construction Available
- **BUILDING VII**
±202,526 SF
Planned Available
- **BUILDING VIII**
±303,000 SF
Under Construction Leased

TURNER LOGISTICS CENTER

BUILDING VI
±407,964 SF AVAILABLE

I-70 & COLLEGE PARKWAY / KANSAS CITY, KS / NEW CONSTRUCTION



±407,964 SQUARE FEET **±40** DOCK DOORS **±4** DRIVE INS **±202** CAR PARKING

TAXES	\$0.32 PSF	DRIVE-IN DOORS	4
BUILDING SF	±407,964	TRAILER PARKING	83
AVAILABLE SF	±407,964 SF	AUTO PARKING	±202 CARS
BUILDING DIMENSIONS	520' DEEP X 780'	FIRE PROTECTION	ESFR - K-25 K-17
COLUMN SPACING	50' X 52' COLUMNS 60' X 52' SPEED BAYS	LIGHTING	LED, 30 FC IN WAREHOUSE SITE FULLY LIT
CLEAR HEIGHT	40'	CONSTRUCTION	100% PRE-CAST CONCRETE
DOCK DOORS	40 (EXPANDABLE)		



JOSEPH S. ACCURSO
 Vice Chairman
 +1 816 412 0216
 joe.accurso@cushwake.com

TRISTAN OTT
 Director of Industrial Leasing
 +1 816 777 8072
 tott@northpointkc.com