SYMBOL LEGEND

- F 34" — Fire Exit/Exit Width Provided
- FE — Fire Extinguisher Cabinet (Coordinate w/ fire marshall)
- Fire Exit Sign (Arrow indicates direction of travel/shaded area indicates face of signage)
- DF — High/Low Drinking Fountains

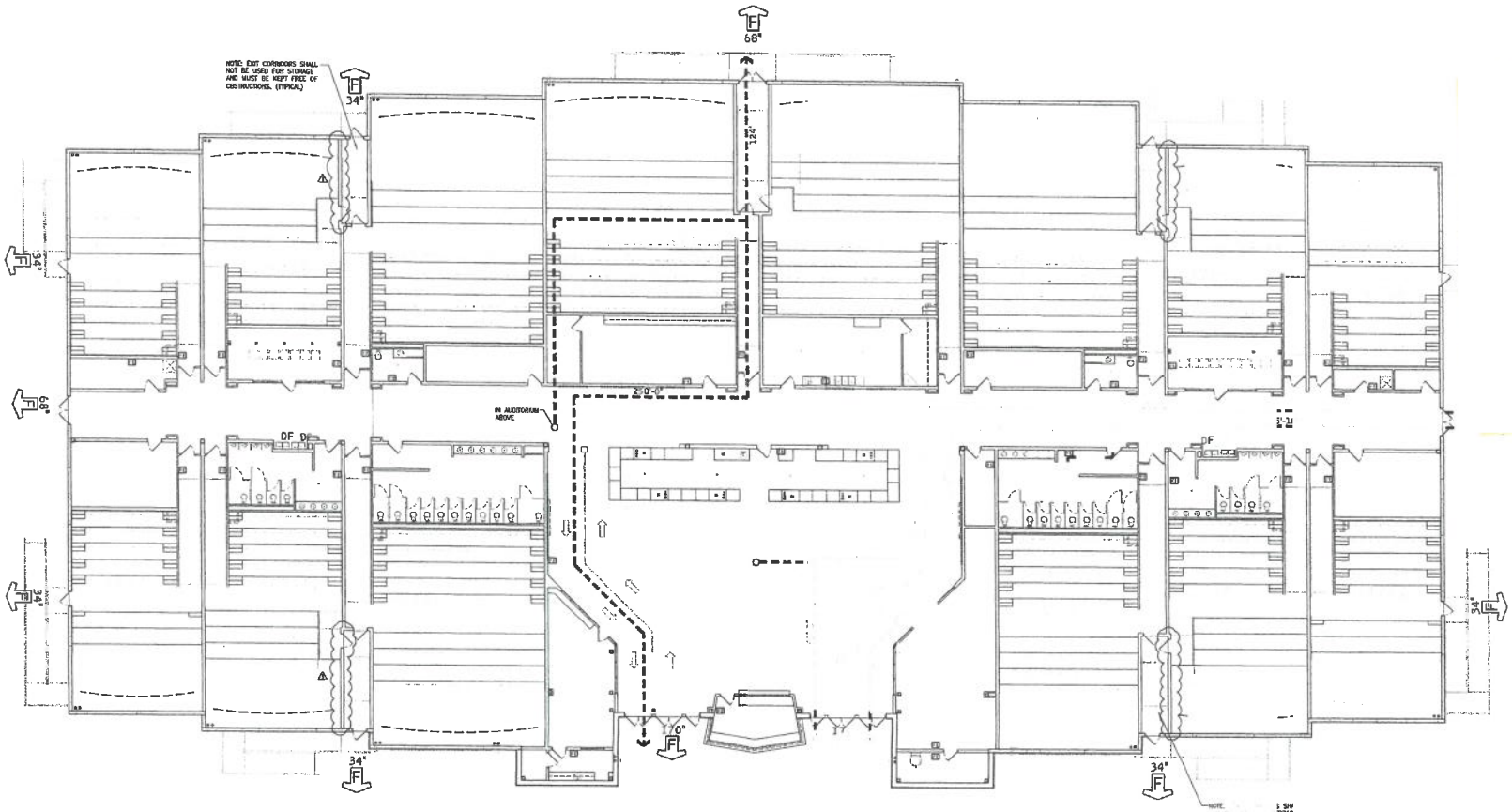

- PROVIDE AT LEAST ONE KNOX BOX FOR THIS BUILDING, LOCATED AS PER DIRECTION FROM THE FIRE MARSHAL.
- THIS BUILDING SHALL BE EQUIPPED WITH A FULLY OPERATIONAL AUTOMATIC FIRE SPRINKLER SYSTEM.
- THIS BUILDING SHALL BE EQUIPPED WITH A FULLY OPERATIONAL FIRE ALARM SYSTEM.

- 2,666 TOTAL OCCUPANTS
- 2,666 x 0.15 = 400" OF EGF
- TOTAL EGRESS WIDTH PROVIDE
- 44,965 SF GROSS BUILDING A
- 44,965 SF / 3000 = 15 FIRE REQUIRED
- NUMBER OF FIRE EXTINGUISHE

PROJECT NORTH

PERMIT PACKAGE

SHEET NUMBER
A0.6

PLOT DATE: 7/25/2018 8:56 AM P:\ARC Premier Theater at ESC\dwgs\ARC\A0-06 CD1.dwg

SDG
STRUCTURAL DESIGN GROUP
700 Century Park South, Suite 101
Birmingham, AL 35213
tel 205-823-3300
fax 205-823-3302
Job Number 07-161

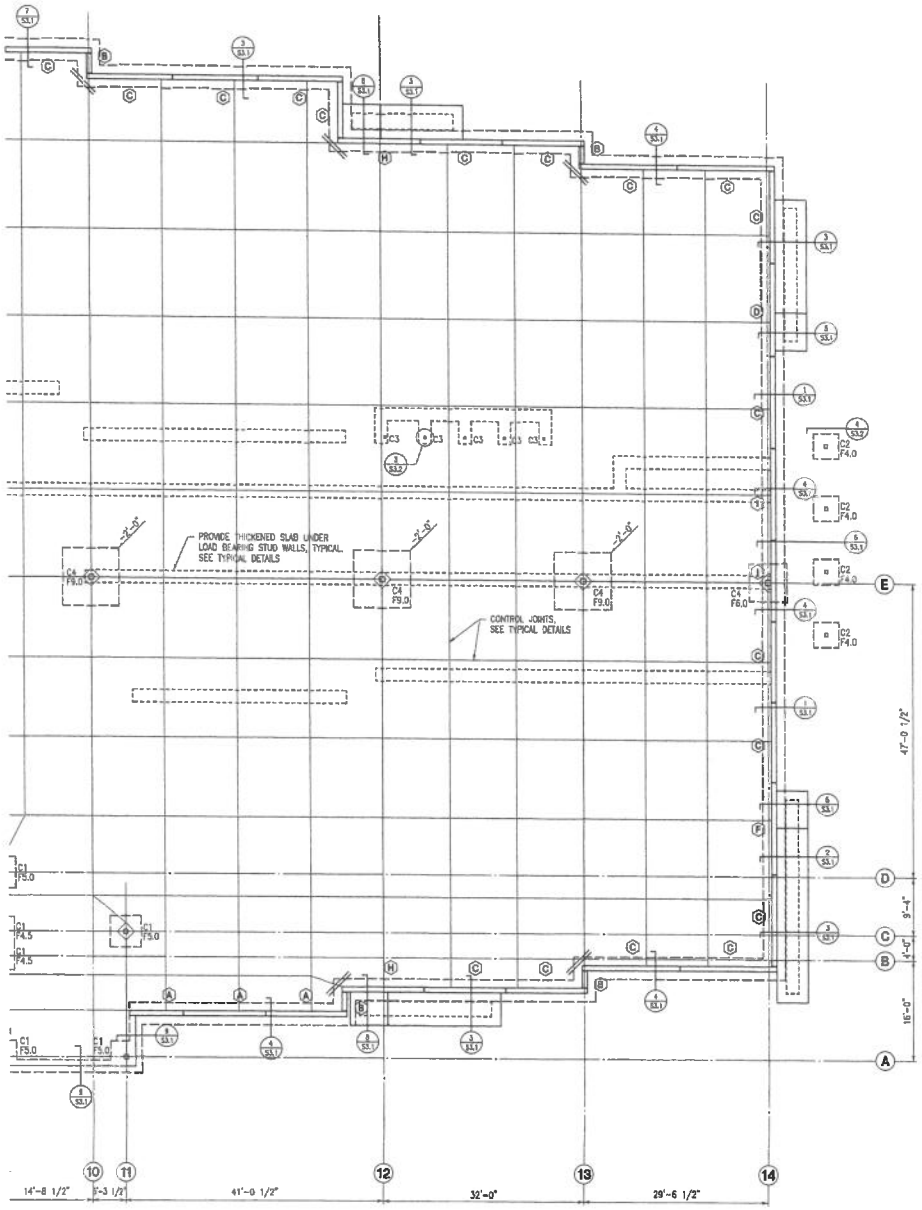

COLUMN SCHEDULE

COLUMN DESIGNATION		C1	C2	C3	C4
COLUMN	SIZE	HSS 8x8x1/2	HSS 6x6x1/4	HSS 4x4x1/4	HSS 10x10x3/8
	BASE PLATE	3/4x14x14	3/4x12x12	3/4x10x10	3/4x16x16
	ANCHOR RODS	(4) 3/4"ø W/ 9" EMBEDMENT	(4) 3/4"ø W/ 9" EMBEDMENT	(4) 3/4"ø W/ 9" EMBEDMENT	(4) 3/4"ø W/ 9" EMBEDMENT
	NOTES				

FOOTING SCHEDULE

FOOTING DESIGNATION		F4.5	F5.0	F6.0	F9.0	
FOOTING	SIZE (LxW)	4'-6"x4'-6"	5'-0"x5'-0"	6'-0"x6'-0"	9'-0"x9'-0"	
	DEPTH (D)	1'-0"	1'-0"	1'-2"	2'-0"	
	REINF EW (BOT)	4#5	5#5	6#5	10#6	
	NOTES					

NOTES:
1. PROVIDE SCHEDULED REINFORCEMENT ON TOP AND BOTTOM OF FOOTING.

PROJECT NORTH

FOUNDATION PLAN - NORTH

1/8"=1'-0"

1. FINISH FLOOR (TOP OF SLAB) ELEVATION 0'-0", UNLESS NOTED.
2. TOP OF FOOTING ELEVATION -3'-0", UNLESS NOTED.
3. FOR SLAB ON GRADE CONSTRUCTION, SEE GENERAL NOTES AND TYPICAL DETAILS.
4. FOR SLAB RECESS AND RAMP LOCATIONS, SEE ARCHITECTURAL DRAWINGS.
5. GENERAL CONTRACTOR SHALL COORDINATE TILE JOINT LOCATIONS WITH CONTROL JOINTS.
6. FOOTING STEP LOCATIONS SHOWN ARE APPROXIMATE. GENERAL CONTRACTOR COORDINATE LOCATION OF ALL FOOTING STEPS WITH THE LATEST CIVIL, PLUMBING AND UTILITY DRAWINGS.
7. (D) INDICATES PANEL DESIGN DESIGNATION.
8. SEE S4.1 FOR DETAILS OF SEATING.

ALABAMA LICENSED PROFESSIONAL ENGINEER JOHN SHAW EMBLEN JR. 26538
10-31-2007

SHELL PERMIT PACKAGE

PREMIERE CINEMAS
at Eastern Shore Centre
Spanish Fort, Alabama

CMH Architects
1000 International Park Drive
Suite 300
Birmingham, AL 35243
(205)969-3696 - TEL
(205)969-3620 - FAX
www.cmharch.com

Copyright © 2007 CMH Architects

REVISIONS

SHEET TITLE
FOUNDATION PLAN NORTH

PROJECT NUMBER
892.00

ISSUE DATE
10/31/07

DRAWN BY
ABS

CHECKED BY
SSE

SHEET NUMBER
S2.1b

PREMIERE CINEMAS

Copyright © 2007 Crawford McWilliams Halcher Architects, Inc.



PROJECT NORTH

FOUNDATION PLAN - SOUTH

1/8"=1'-0"

1. FINISH FLOOR (TOP OF SLAB) ELEVATION 0'-0", UNLESS NOTED.
2. TOP OF FOOTING ELEVATION -3'-0", UNLESS NOTED.
3. FOR SLAB ON GRADE CONSTRUCTION, SEE GENERAL NOTES AND TYPICAL DETAILS.
4. FOR SLAB RECESS AND RAMP LOCATIONS, SEE ARCHITECTURAL DRAWINGS.
5. GENERAL CONTRACTOR SHALL COORDINATE TILE JOINT LOCATIONS WITH CONTROL JOINTS.
6. FOOTING STEP LOCATIONS SHOWN ARE APPROXIMATE. GENERAL CONTRACTOR COORDINATE LOCATION OF ALL FOOTING STEPS WITH THE LATEST CIVIL, PLUMBING AND UTILITY DRAWINGS.
7. ⊘ INDICATES PANEL DESIGN DESIGNATION.
8. SEE S4.1 FOR DETAILS OF SEATING.

SDG
STRUCTURAL DETAILS GROUP
700 Century Park South, Suite 114
Birmingham, AL 35226
(205) 822-2100
(205) 824-2360
Job Number 07-141

JAMES A. SAGGAS, ALABAMA, REGISTERED PROFESSIONAL ENGINEER, No. 26538, STRUCTURAL
10-31-2007

SHELL PERMIT PACKAGE

PREMIERE CINEMAS at Eastern Shore Centre
Spanish Fort, Alabama

CMH Architects
1500 International Park Drive
Suite 300
Birmingham, AL 35243
(205)969-2895 - TEL
(205)969-2830 - FAX
www.cmharch.com

Copyright © 2007 CMH Architects

REVISIONS

SHEET TITLE
FOUNDATION PLAN SOUTH

PROJECT NUMBER
892.00

ISSUE DATE
10/31/07

DRAWN BY
ABS

CHECKED BY
SSE

SHEET NUMBER
S2.1a

PREMIERE CINEMAS

Copyright © 2007 Crawford McWilliams Hatcher Architects, Inc.

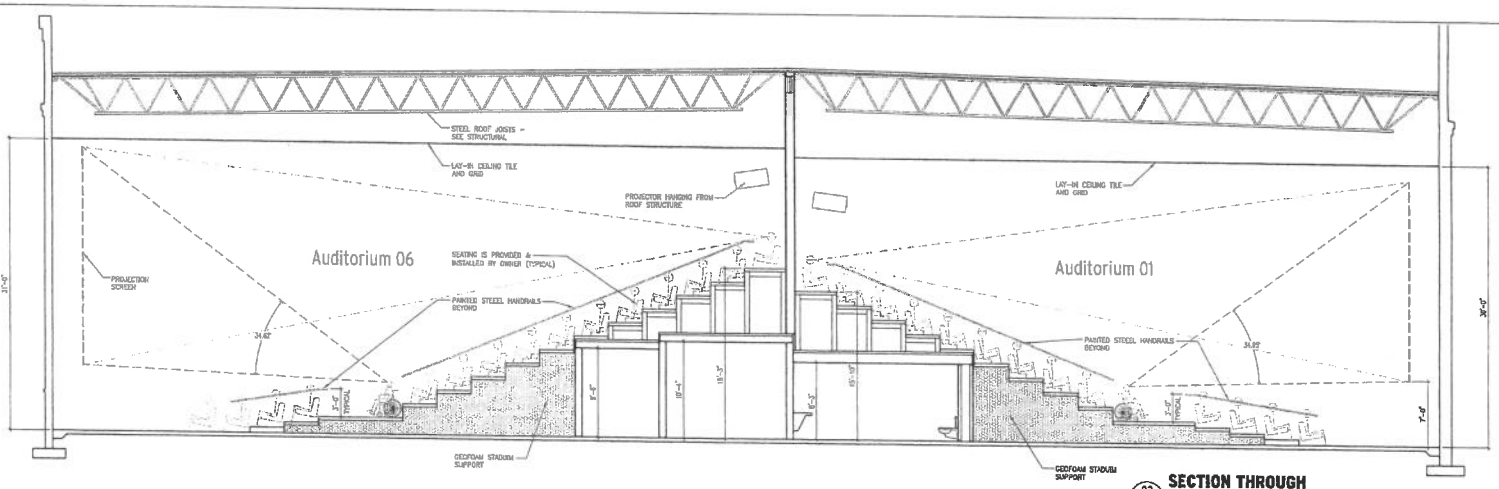

03 / 6.1 SECTION THROUGH AUDITORIUMS 01 AND 06
3/16" = 1'-0"

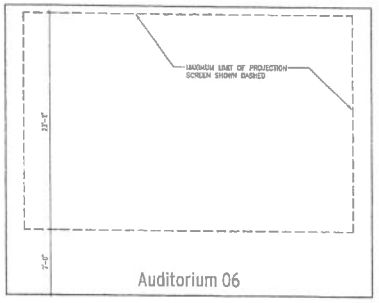

05 / 6.1 SECTION THROUGH AUDITORIUM 06
3/16" = 1'-0"

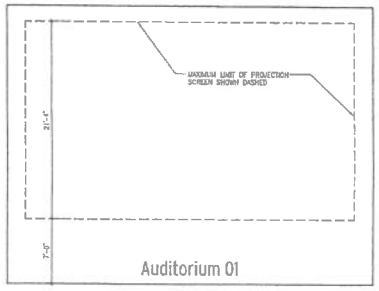

04 / 6.1 SECTION THROUGH AUDITORIUM 01
3/16" = 1'-0"

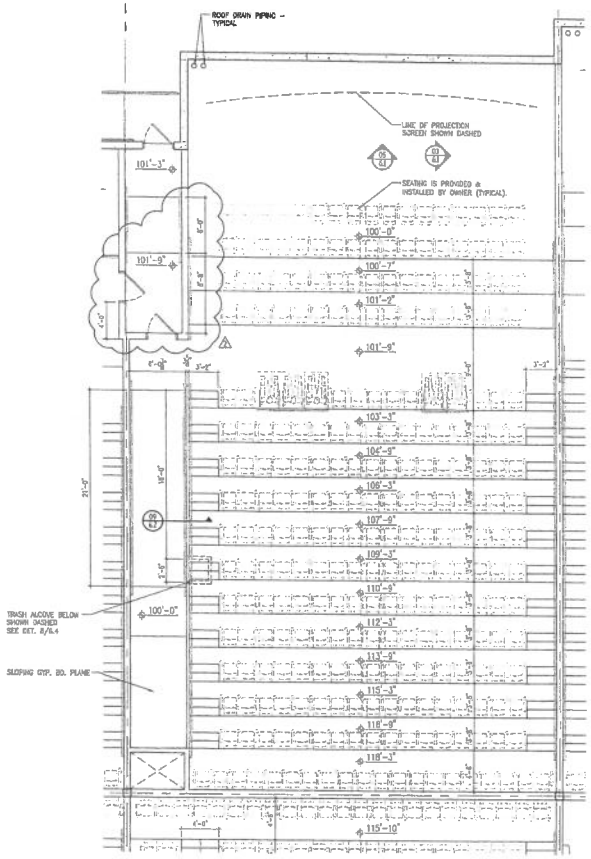

02 / 6.1 ENLARGED PLAN AT AUDITORIUM 06
3/16" = 1'-0"

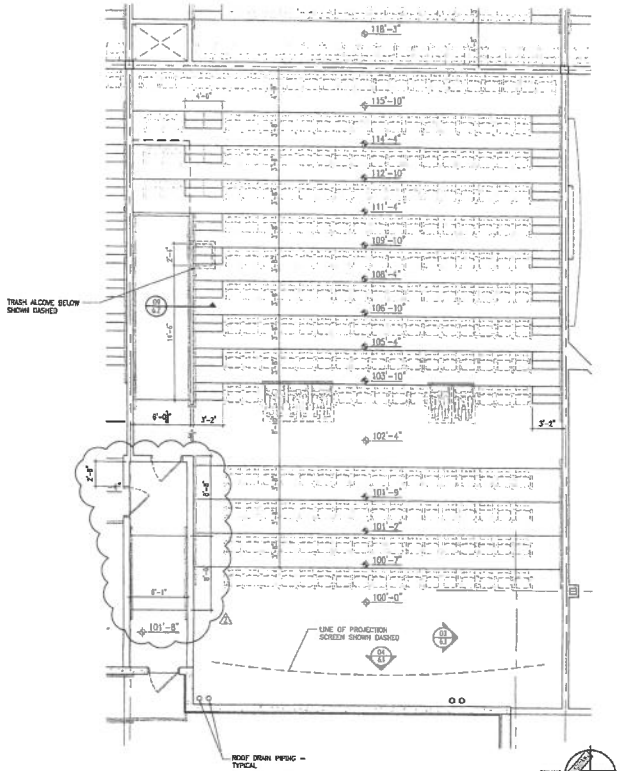

01 / 6.1 ENLARGED PLAN AT AUDITORIUM 01
3/16" = 1'-0"

PROJECT NORTH

STATE OF ALABAMA
Michael P. O'Mahony
3364
REGISTERED ARCHITECT

PERMIT PACKAGE

PREMIERE CINEMAS
at Eastern Shore Centre
Spanish Fort, Alabama

CMH Architects
1820 International Park Drive
Suite 300
Birmingham, AL 35243
(205)969-9194 - TEL
(205)969-9195 - FAX
www.cmharch.com

Copyright © 2006 CMH ARCHITECTS

REVISIONS
1 02/27/08 CBH1
2 04/29/08 CBH2

SHEET TITLE
AUDITORIUM PLANS AND SECTIONS

PROJECT NUMBER
892

ISSUE DATE
12/11/07

DRAWN BY
MOK, LA

CHECKED BY
MOK

SHEET NUMBER
A6.1

PREMIERE CINEMAS

PLOT DATE: 4/21/2008 3:05 PM P:\892 Premier Theater at ESC\dwgs\892A-01 CB2.dwg

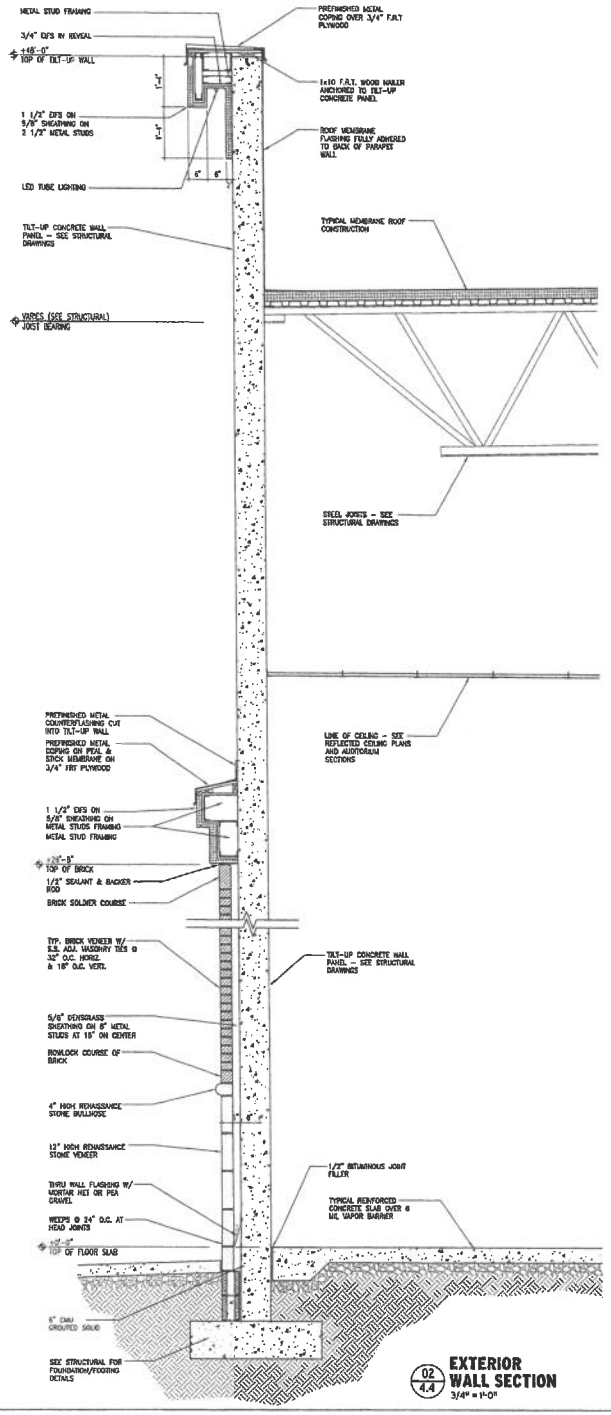

02 / 4.4 **EXTERIOR WALL SECTION**
3/4" = 1'-0"

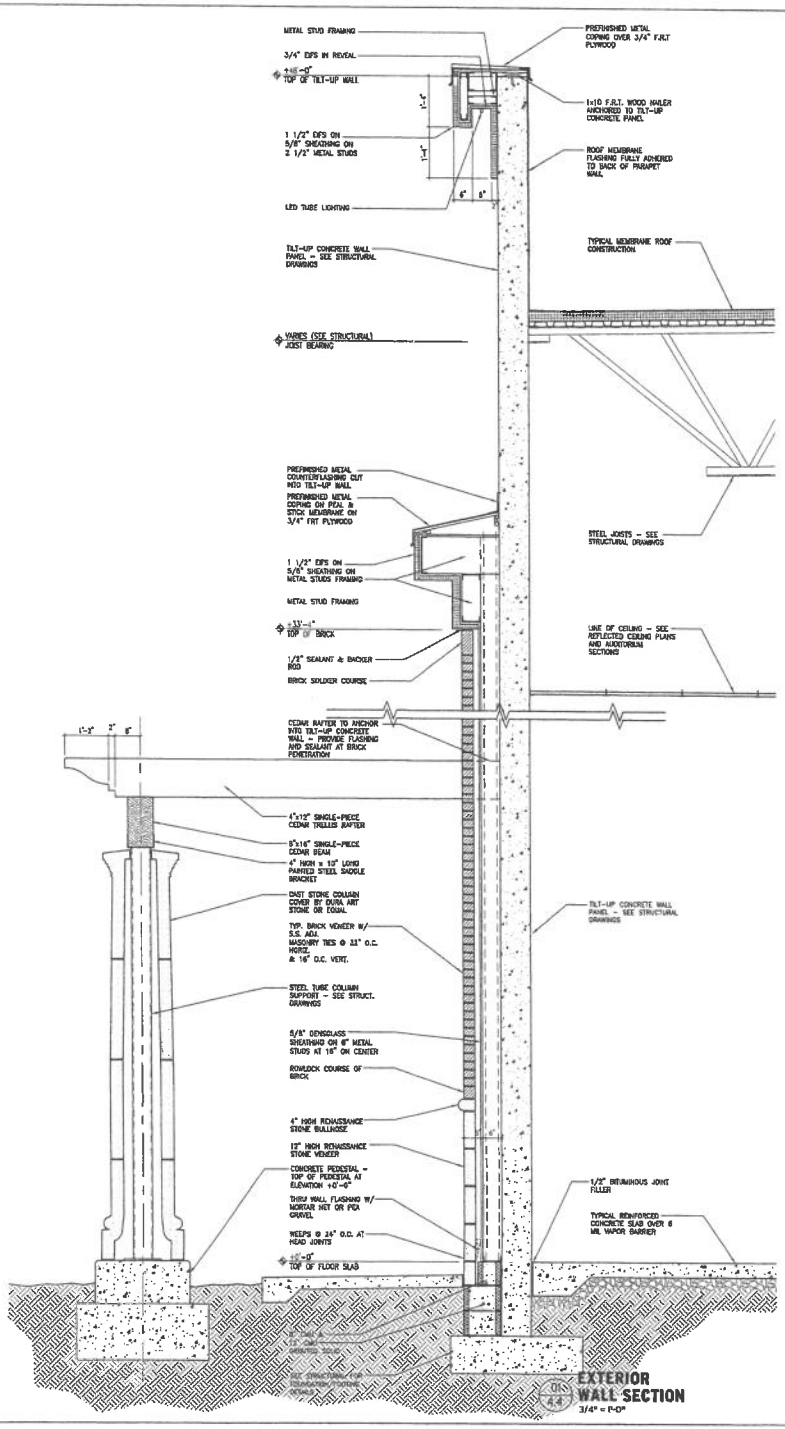

01 / 4.4 **EXTERIOR WALL SECTION**
3/4" = 1'-0"

STATE OF ALABAMA
REGISTERED ARCHITECT
P. O'K. Kelley
516

SHELL PERMIT PACKAGE

PREMIERE CINEMAS
at Eastern Shore Centre
Spanish Fort, Alabama

CMH Architects
1820 Interstate and Park Drive
Suite 200
Birmingham, AL 35243
(205)969-3655 - TEL
(205)969-3230 - FAX
www.cmharchitects.com

Copyright © 2006 CMH Architects

REVISIONS

SHEET TITLE
WALL SECTIONS AND DETAILS

PROJECT NUMBER
892

ISSUE DATE
10/31/07

DRAWN BY
MOK, RS

CHECKED BY
MOK

SHEET NUMBER
A4.4

PREMIERE CINEMAS