

INDUSTRIAL PROPERTY // FOR LEASE

4,000 SF FOR LEASE ON HIX ROAD IN WESTLAND

5920 HIX RD

WESTLAND, MI 48185



- 4,000 SF Industrial Space
- 600 SF Office Space
- 18' Clear Heights
- One (1) 12'x14' Overhead Door



P.A. COMMERCIAL
Corporate & Investment Real Estate

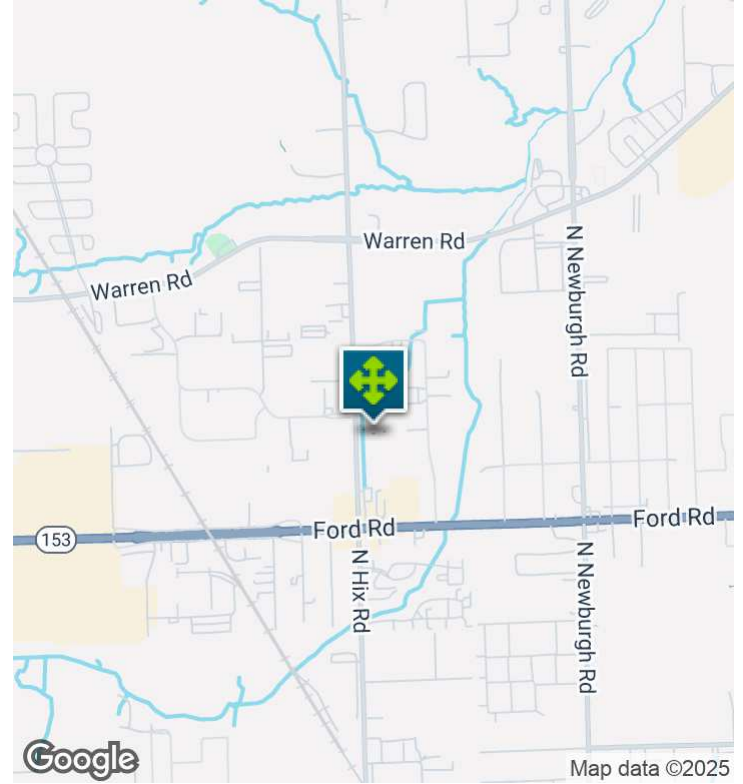
26555 Evergreen Road, Suite 1500
Southfield, MI 48076

248.358.0100

pacommercial.com

We obtained the information above from sources we believe to be reliable. However, we have not verified its accuracy and make no guarantee, warranty or representation about it. It is submitted subject to the possibility of errors, omissions, change of price, rental or other conditions, prior sale, lease or financing, or withdrawal without notice. We include projections, opinions, assumptions or estimates for example only, and they may not represent current, past or future performance of the property. You and your tax and legal advisors should conduct your own investigation of the property and transaction.

EXECUTIVE SUMMARY



Lease Rate	\$10.25 SF/YR (GROSS)
-------------------	------------------------------

OFFERING SUMMARY

Building Size:	16,000 SF
Available SF:	4,000 SF
Year Built:	1990
Renovated:	2018
Zoning:	Lt. Ind.
Market:	Detroit
Submarket:	Southern I-275

PROPERTY OVERVIEW

4,000 SF w/600 SF of office space. 40' x 100', one (1) 12' x 14' overhead door, 18' clear height, lots of rear parking; very clean. Immediate occupancy! Two (2) bathrooms, main road frontage, large parking lot for truck maneuvering, and skylights. The gross rate includes taxes, insurance, and exterior maintenance.

LOCATION OVERVIEW


Located at 5920 North Hix Road in Westland, Michigan, this property houses several businesses, including Warfield Electric Co Inc and M.I.R. Inc. Warfield Electric Co Inc specializes in material-handling equipment. The property is situated in a commercial area with various industrial and commercial establishments, providing convenient access to major roads and services in the region.

PROPERTY HIGHLIGHTS

- 4,000 SF Industrial Space
- 600 SF Office Space
- 18' Clear Heights
- One (1) 12'x14' Overhead Door


5920 HIX RD, WESTLAND, MI 48185 // FOR LEASE

ADDITIONAL PHOTOS



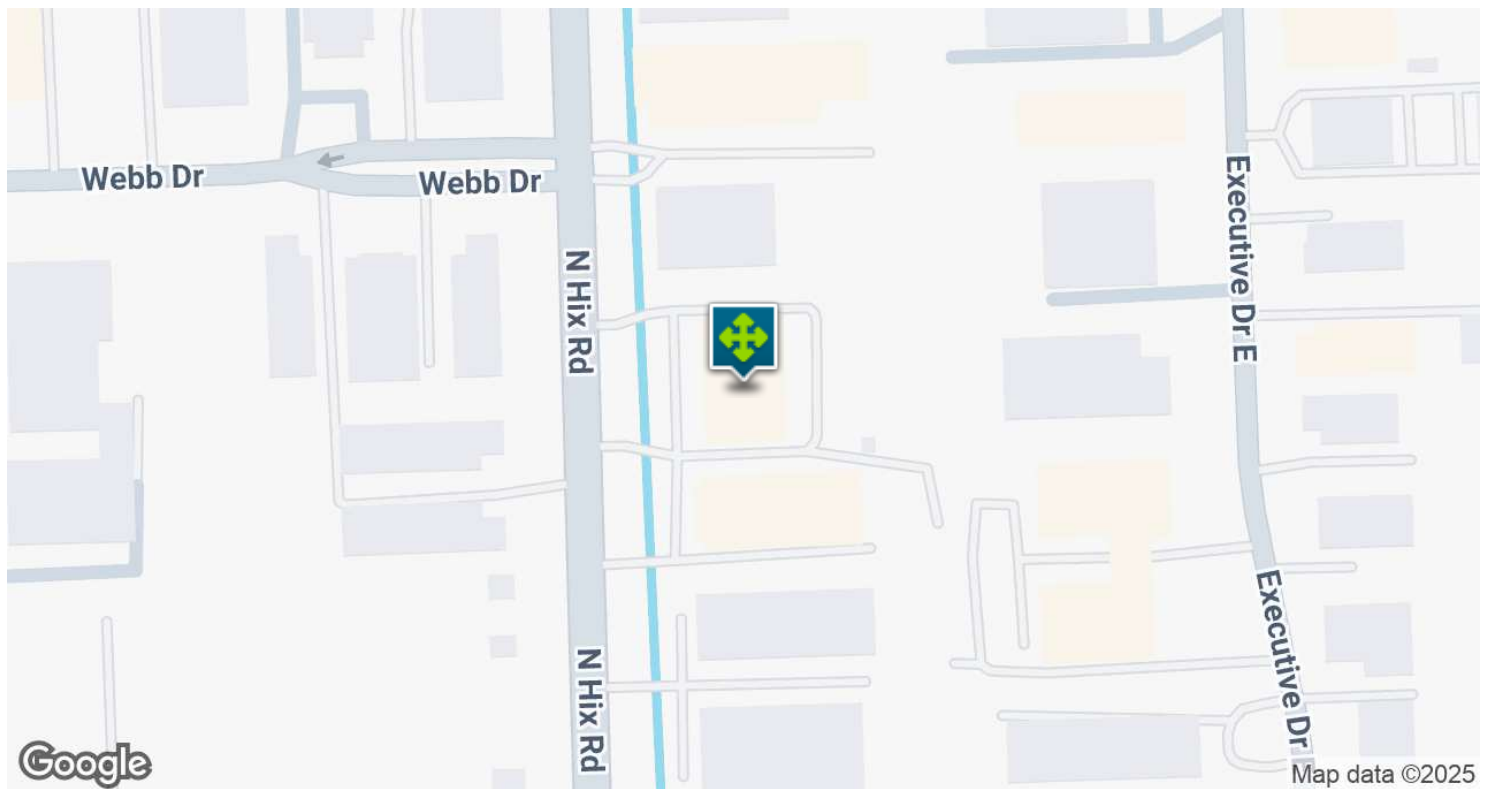
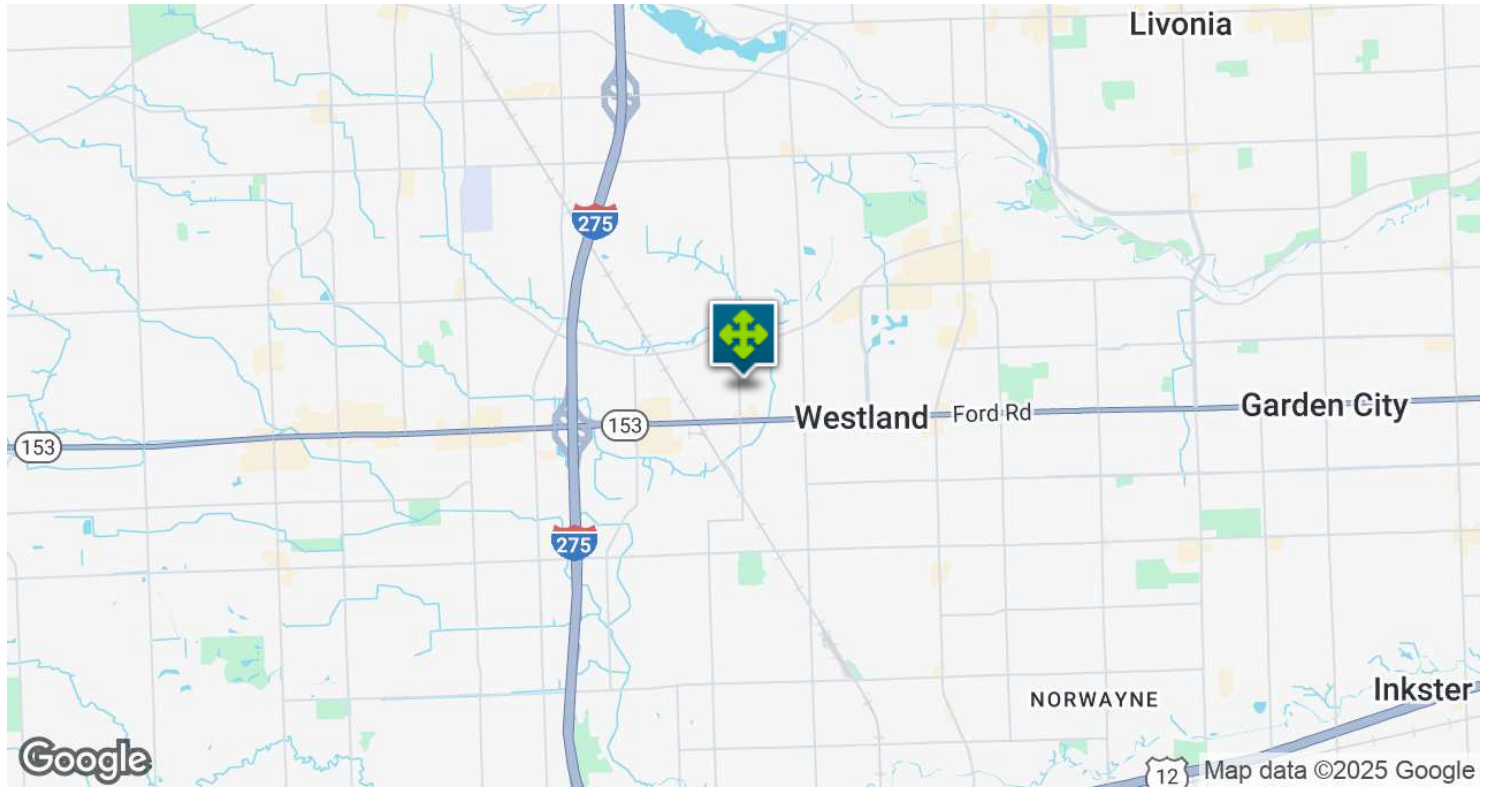
5920 HIX RD, WESTLAND, MI 48185 // FOR LEASE

AERIAL MAP

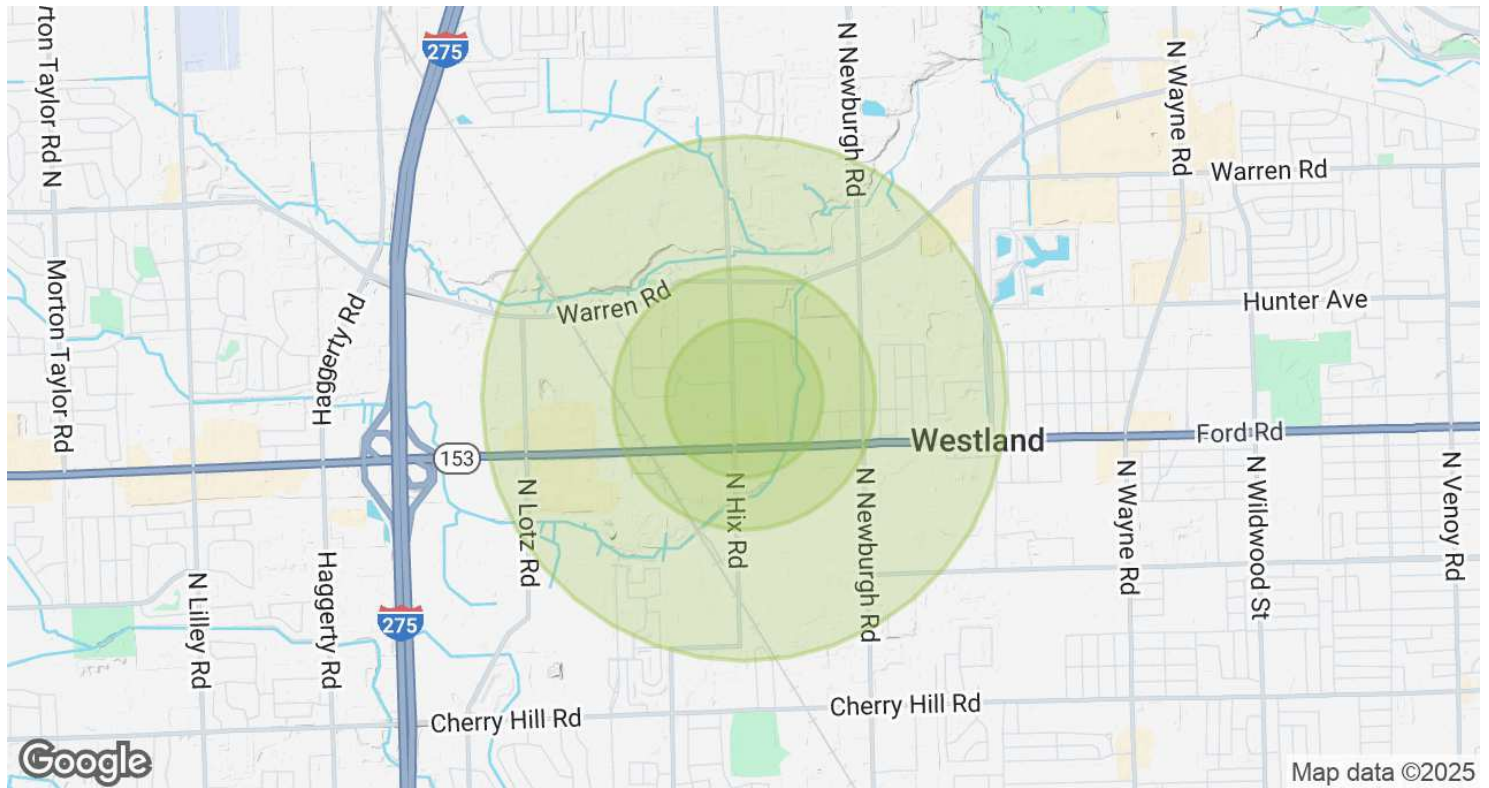


5920 HIX RD, WESTLAND, MI 48185 // FOR LEASE

LOCATION MAP



DEMOGRAPHICS MAP & REPORT



POPULATION	0.3 MILES	0.5 MILES	1 MILE
Total Population	57	795	6,363
Average Age	41	41	43
Average Age (Male)	39	39	41
Average Age (Female)	43	43	45

HOUSEHOLDS & INCOME	0.3 MILES	0.5 MILES	1 MILE
Total Households	25	371	3,033
# of Persons per HH	2.3	2.1	2.1
Average HH Income	\$78,797	\$72,931	\$73,926
Average House Value	\$188,145	\$164,975	\$197,106

Demographics data derived from AlphaMap

5920 HIX RD, WESTLAND, MI 48185 // FOR LEASE

CONTACT US



FOR MORE INFORMATION, PLEASE CONTACT:



John T. Arthurs
PRINCIPAL

D: 248.663.0506

C: 248.563.3225

johna@pacommercial.com

P.A. Commercial

26555 Evergreen Road, Suite 1500
Southfield, MI 48076

P: 248.358.0100

F: 248.358.5300

pacommercial.com

Follow Us!



We obtained the information above from sources we believe to be reliable. However, we have not verified its accuracy and make no guarantee, warranty or representation about it. It is submitted subject to the possibility of errors, omissions, change of price, rental or other conditions, prior sale, lease or financing, or withdrawal without notice. We include projections, opinions, assumptions or estimates for example only, and they may not represent current, past or future performance of the property. You and your tax and legal advisors should conduct your own investigation of the property and transaction.