DOOR SCHEDULE

DOOR NUMBER	DOOR TYPE	DOOR SIZE	DOOR MATERIAL	DOOR FINISH	FRAME TYPE	FRAME MATERIAL	FRAME FINISH	DETAILS HEAD	DETAILS JAMB	DETAILS SILL	HDWR GROUP	REMARKS
1	2	(2) 3'0 x 7'0" (V.I.F.)	ALUM GLASS	ALUMINUM	B	ALUMINUM	FACTORY FINISH				01	2 4 8 9
2	1	3'0" x 7'0" x 1 3/4"	S.C. WOOD	BIRCH VENEER SF-4	A	HOLLOW METAL	PAINTED	2A-1	1A-1	-	02	1 2 3 7
3	1	3'0" x 7'0" x 1 3/4"	S.C. WOOD	BIRCH VENEER SF-4	A	HOLLOW METAL	PAINTED	2A-1	1A-1	-	02	1 2 3 7
4	3	2'0" x 7'0" x 1 3/4" (V.I.F.)	S.C. WOOD	BIRCH VENEER SF-4	A	HOLLOW METAL	PAINTED	-	-	-	04	1 2 3 4
5	3	3'0" x 7'0" (V.I.F.)	HOLLOW METAL	PAINTED	A	HOLLOW METAL	PAINTED				03	2 4 5 6 8 9
6	3	4'0" x 7'0" (V.I.F.)	HOLLOW METAL	PAINTED	A	HOLLOW METAL	PAINTED				05	2 4 5 6 8 9

REMARKS

1. PROVIDE WOOD BLOCKING FOR DOOR STOPS
2. CLOSER TO BE MOUNTED ON DOOR, NOT FRAME
   CLOSER TYPE TO BE 90° OPENING
3. PAINT FRAMES PT-6 STAIN DOORS SF-4
4. CONTRACTOR TO CONFIRM EXISTING DOOR AND DOOR FRAME ARE IN GREAT CONDITION REPLACE TO MATCH JIMMY JOHNS SPECIFICATIONS IF NOT
5. EXTERIOR SIDE OF DOOR TO BE PAINTED TO MATCH EXISTING ADJACENT SURFACE
6. PAINT DOOR AND FRAME PT-2 (WHITE DOVE) WHEN IN BACK OF HOUSE & PT-6 (CHOCOLATE TRUFFLE) WHEN IN DINING
7. PROVIDE 4" C. ACCESSIBLE MEN'S/WOMEN'S SIGNAGE AT WALL OUTSIDE OF DOOR AS REQUIRED BY GOVERNING AUTHORITIES
8. REKEY EXISTING DOOR PER OWNER'S REQUIREMENTS
9. REFURBISH WEATHERSTRIPPING, DOOR BOTTOM, ETC. TO LIKE NEW CONDITION

NOTE
EGRESS DOORS SHALL BE READILY OPENABLE FROM THE EGRESS SIDE W/ O THE USE OF A KEY OR SPECIAL KNOWLEDGE OR EFFORT

DOOR NOTES

1. EXIT DOORS SHALL BE OPENABLE FROM THE INSIDE WITHOUT THE USE OF A KEY OR ANY SPECIAL KNOWLEDGE OR EFFORT

EXCEPTIONS: 1. IN GROUP A-2 OCCUPANCY, KEY-LOCKING HARDWARE MAY BE USED ON THE MAIN EXIT WHEN THE MAIN EXIT CONSISTS OF A SINGLE DOOR OR PAIR OF DOORS IF THERE IS A READILY VISIBLE DURABLE SIGN ON OR ADJACENT TO THE DOOR STATING "THIS DOOR TO REMAIN UNLOCKED WHILE BUILDING IS OCCUPIED". THE SIGN SHALL BE IN LETTERS NOT LESS THAN 1 INCH HIGH ON A CONTRASTING BACKGROUND WHEN UNLOCKED. THE SINGLE DOOR OR BOTH LEAVES OF A PAIR OF DOORS MUST BE FREE TO SWING WITHOUT OPERATION OF ANY LATCHING DEVICE

2. ALL FIRE RATED DOORS AND ALL EXTERIOR SWINGING DOORS SHALL HAVE CLOSURES
3. ALL INTERIOR DOORS TO BE SOLID WOOD CORE WITH BIRCH VENEER - STAINED
4. ALL NEW REPLACED DOOR HARDWARE SHALL BE BRUSHED ALUMINUM/SATIN CHROME (US 26D FINISH)
5. ENTRY EXIT DOORS TO HAVE SIGN: "THIS DOOR TO REMAIN UNLOCKED WHILE BUILDING IS OCCUPIED" POSTED
6. DOOR OPENING FORCE SHALL NOT EXCEED 5 LBS
7. ALL DOOR OPERATING HARDWARE SHALL BE MOUNTED AT 36" A.F.F.
8. DOOR HARDWARE MUST BE OPERABLE BY A SINGLE HAND WITHOUT TIGHT GRASPING, TIGHT PINCHING OR TWISTING
9. "T" INDICATES TEMPERED GLASS
10. HOLLOW METAL FRAMES MUST BE 2" WELDED FRAMES
11. ALL INTERIOR DOOR CLOSURES MUST NOT BE SEEN FROM DINING SIDE
12. DEFENDERS REQUIRED FOR ALL DOORS

DOOR HARDWARE

HARDWARE SET NO. 1: (CONTRACTOR TO V.I.F.)
- (2) SET OF SINGLE ACTING GRY-SET PIVOT HINGES (TOP, INTERMEDIATE AND BOTTOM)
- (2) PUSH HANDLE
- (2) PULL HANDLE
- (1) NEOPRENE WEATHERSTRIPPING
- (2) DOOR SWEEPS
- (1) ADA COMPLIANT THRESHOLD
- (1) DEAD BOLT W/ EXIT INDICATOR
- (2) AUTOMATIC FLUSH BOLTS
- (2) CLOSER - LCN 4040 SURFACE MOUNTED ON DOOR (689 FIN.)
- (2) CYLINDERS
- 1" SIGN: "THIS DOOR TO REMAIN UNLOCKED WHEN THE BUILDING IS OCCUPIED"

HARDWARE SET NO. 2
- (1 1/2) PAIR HAGER HINGES BB1279 4 1/2 x 4 1/2 (US26D FIN.)
- (1) SCHLAGE NDR65 SPARTA LEVER HANDLED PRIVACY LOCK (US26D)
- (1) LCN SUPER SMOOTHEE DOOR CLOSER SERIES #4041 (HINGE SIDE MOUNT) (US26D FIN.)
- (1) DELTANA DEL WRC2WUS26 2 1/2" WALL BUMPER
- (2) 6"X34" BALDWIN BRUSHED S.S KICK PLATES (BOTH SIDES)

HARDWARE SET NO. 3: (CONTRACTOR TO V.I.F.)
- (1 1/2) PAIR HAGER HINGES BB1279 5x5 NRP(US26D FIN.)
- (1) RIM CYLINDER BY LI CHAUDE INDUSTRIES
- (1) PANIC DEVICE VON DUPRIN 99 AL US26D RIM DEVICE
- (1) LCN SUPER SMOOTHEE DOOR CLOSER SERIES #4041 FINISH-US26 (RH HOLD OPEN)
- (1) DELTANA DEL WRC2WUS26 2 1/2" WALL BUMPER
- (1) SET SEALS
- (1) DOOR SWEEP
- (1) ADA COMPLIANT THRESHOLD
- (1) 6"X34" BALDWIN BRUSHED S.S KICK PLATE (INTERIOR SIDE ONLY)

HARDWARE SET NO. 4
- (1 1/2) PAIR HAGER HINGES BB1279 4 1/2 x 4 1/2 (US26D FIN.)
- (1) SCHLAGE NDR65 SPARTA LEVER HANDLED STOREROOM LOCK (US26D)
- (1) LCN SUPER SMOOTHEE DOOR CLOSER SERIES #4041 (HINGE SIDE MOUNT) (US26D FIN.)
- (1) IVES DOOR STOP #60 (CAST ALUM. FIN.)
- (2) 6"X34" (US26D B4) DWN KICK PLATES (BOTH SIDES)

HARDWARE SET NO. 5: (CONTRACTOR TO V.I.F.)
- (1 1/2) PAIR HAGER HINGES BB1279 5x5 NRP(US26D FIN.)
- (1) SCHLAGE NDR65 SPARTA LEVER HANDLED ENTRANCE LOCK (US26D)
- (1) LCN SUPER SMOOTHEE DOOR CLOSER SERIES #4041 FINISH-US26 (PARALLEL ARM (PUSH SIDE) MOUNTING) (NO HOLD OPEN)
- (1) DELTANA DEL WRC2WUS26 2 1/2" WALL BUMPER
- (1) SET SEALS
- (1) DOOR SWEEP
- (1) ADA COMPLIANT THRESHOLD
- (1) 6"X34" BALDWIN BRUSHED S/S KICKPLATE (INTERIOR SIDE ONLY)

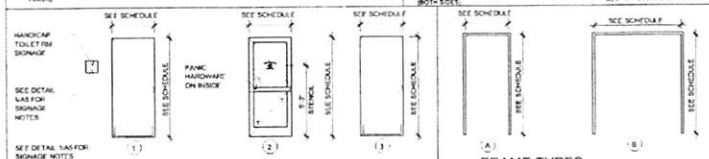

DOOR TYPES

FRAME TYPES

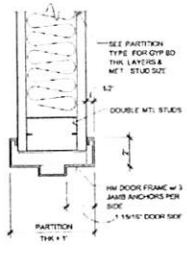

HEAD DETAIL

2	3" = 1'-0"

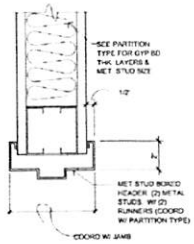

JAMB DETAIL

1	3" = 1'-0"

WALL LEGEND

- EXISTING WALL. PATCH & REPAIR AS REQUIRED. MAINTAIN ANY EXISTING RATINGS
- WALL 6" x 20 ga. METAL STUDS AT 16" O.C. W/ 5/8" GWB ON EACH EXPOSED SIDE(S)
- SOFFIT AT 8'-0" A.F.F. ABOVE COUNTER UNLESS OTHERWISE NOTED
- WALL 3 5/8" x 20 ga. METAL STUD AT 16" O.C. W/ 5/8" GWB ON EXPOSED SIDE(S)
- FINISH EDGE OF WALL

GENERAL NOTES

1. MIN 20 ga. METAL STUDS REQUIRED (MUST PROVIDE DIAGONAL CROSS BRACING FOR WALLS OVER 14'-0" @ 4'-0" O.C. SECURED TO STRUCTURE ABOVE OR DROP CEILING SIDE)
2. ALL FRAMING TO CONTINUE TO BOTTOM OF ROOF/DECK. MUST BE BRACED TO THE STRUCTURE ABOVE AS REQUIRED BY CODE
3. USE MOLD RESISTANT GYP. BOARD FOR ALL RESTROOM, KITCHEN/SINK, & MOP SINK WALLS
4. REFER TO SHEET A.3 FOR SCHEDULED FINISHES
   5/8" PORCELAIN TILE OR 3" SUBWAY TILE AND 5/8" COVE BASE OR 5/8" BRICK VENEER OR 5/8" COVE BASE
6. ALL FRAMING AND GYP. BOARD MUST EXTEND TO ROOF/DECK ON EXTERIOR & DEMISING WALLS

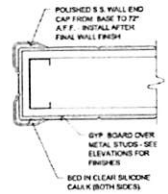

S.S. CORNER GUARD

3	3" = 1'-0"

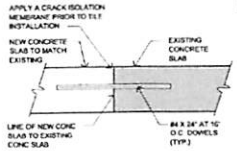

JOINT DETAIL

4	1" = 1'-0"

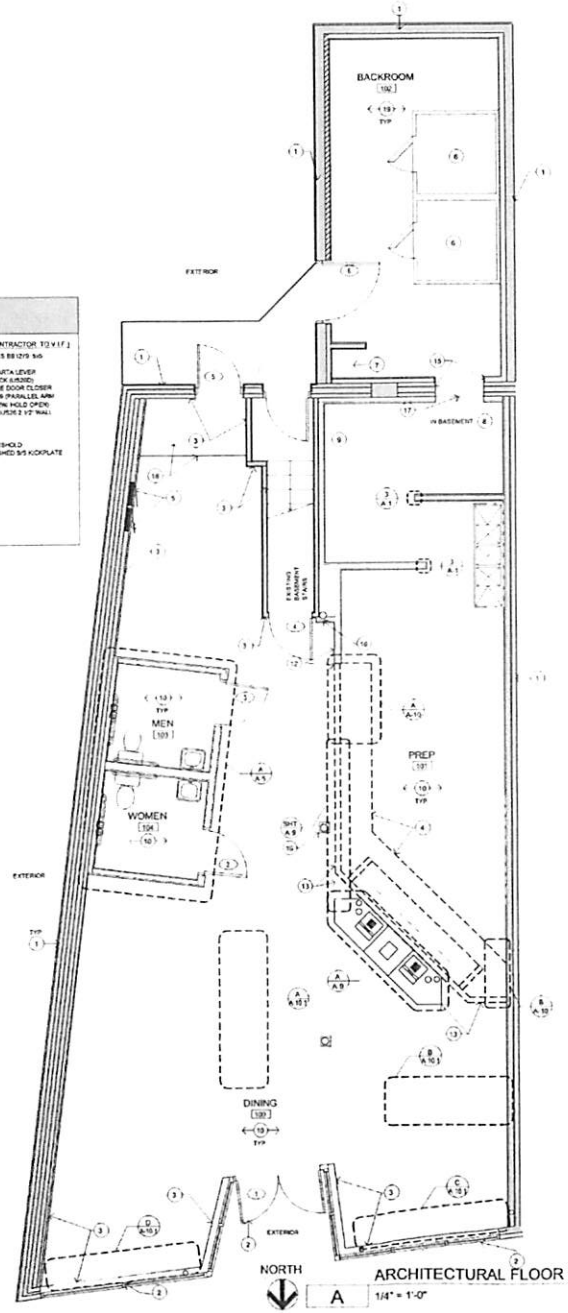

ARCHITECTURAL FLOOR PLAN

A	1/4" = 1'-0"

FLOOR PLAN KEYED NOTES

1. EXISTING SHELL BUILDING
2. EXISTING STOREFRONT WINDOWS & DOORS
3. EXISTING 5/8" GYP. BD. ON WALL. CONTRACTOR TO PATCH/REPAIR/ EXTEND TO DECK. TAPED AND SAND SMOOTH READY FOR FINISH. SKIM COAT AS NEEDED TO RECEIVE NEW FINISH. APPLY NEW 5/8" GYP. BD. ON STUDS IF NOT EXISTING
4. LINE OF SOFFIT ABOVE
5. ELECTRICAL PANEL (S). FULLY RECESSED PANEL DOORS TO BE FLUSH MOUNTED TO FINISHED SURFACE
6. WALK IN COOLER/FREEZER
7. MOP SINK. SEE S/A 1.1 AND PLUMBING
8. WATER HEATER IN BASEMENT - SEE S/P.2
9. MANAGER DESK - SEE 4/A 1.1
10. CLEAN/SCRAPE/INFILL EXISTING WOOD DECK AND PREP AS REQUIRED FOR NEW FINISHES
11. NOT USED
12. ALIGN FACE OF SOFFIT AND FACE OF FULL HEIGHT PARTITION
13. SOFFIT WALL FINISH MUST ALIGN VERTICALLY WITH THE FACE OF CABINET LAMINATE ON DINING SIDE OF HALF WALL BELOW
14. NOT USED
15. REMOVE EXISTING DOOR AND FRAME. PREP OPENING TO BE FINISHED WITH BACKROOM FINISHES
16. EXISTING COLUMN. TO BE FINISHED AS TIGHT AS POSSIBLE WITH GWB AND METAL STUD. SEE ELEVATIONS FOR COLUMN FINISH
17. EXISTING COLUMN. TO BE FINISHED AS TIGHT AS POSSIBLE WITH GWB AND METAL STUD. SEE ELEVATIONS FOR COLUMN FINISH
18. 6 3/4" STEP UP TO BACKROOM. SLOPE EXISTING FLOORS AS REQUIRED TO PROVIDE A MAXIMUM STEP OF 7". MAXIMUM SLOPE TO NOT EXCEED 1" IN 20'
19. 6 3/4" LANDING. PROVIDE LEVEL LANDING WITH MAXIMUM STEP OF 7". SLOPE DINING AREA FLOOR A MAXIMUM 1" IN 20' UP TO LANDING AS REQUIRED. LANDING CONSTRUCTION PROVIDE SUPPORT 2x8 SLEEPERS @ 16" WITH 3/4" PLYWOOD AND 1/4" DUROCK OVER FRAMING. SEE DETAIL ON A-3
20. CLEAN/SCRAPE/INFILL EXISTING CONCRETE SLAB AND PREP AS REQUIRED FOR NEW FINISHES

SYMBOLS LEGEND

- (X) KEY NOTES
- (X) WALL DECORS SEE SHEET A.6 THRU A.8
- [X] FINISHES
- (X) FLOOR FINISHES
- (X) EQUIPMENT SEE SHEET A.4
- (X) DOORS
- (X) CEILING FINISHES

NOTE: SEE SHEET A.3 FOR ALL FINISHES

GENERAL NOTES

1. CONTRACTOR TO PROVIDE CIRCUITS FOR STOREFRONT SIGNS COORDINATE WITH SIGNAGE SHOP DRAWINGS
2. ALL MODULAR MILLWORK COMPONENTS ARE CONSTRUCTED OFF SITE BY AN APPROVED VENDOR AND ARE INSTALLED BY G.C. SEE MILLWORK SHEETS A.3 & A.10 FOR DETAILS. LOCATE AS INDICATED
3. SEE SHEET A.1 FOR WALL LEGEND AND INFORMATION
4. SPRINKLER DESIGN / F.A. DESIGN SHALL BE REVIEWED AND APPROVED UNDER SEPARATE PERMIT
5. ALL SIGNAGE SHALL BE REVIEWED AND APPROVED UNDER SEPARATE PERMIT