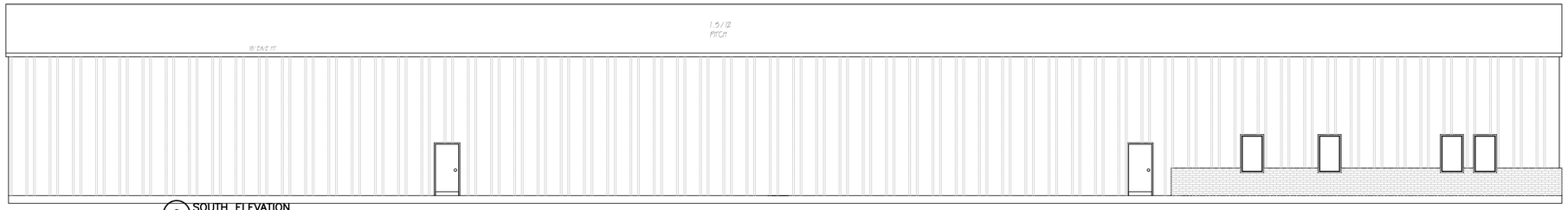

8 SOUTH ELEVATION
1/8" = 1'-0"

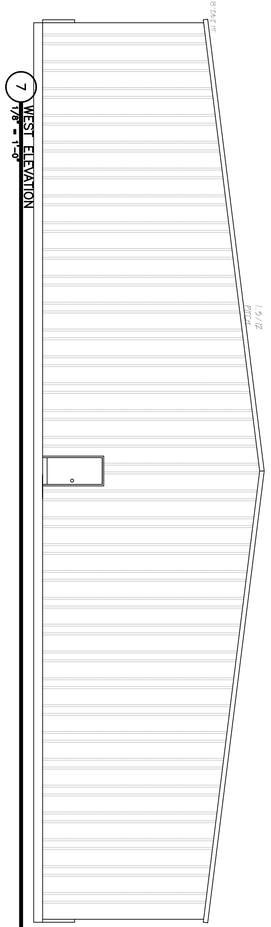

7 WEST ELEVATION
1/8" = 1'-0"

DOOR AND FRAME SCHEDULE

MARK	DOOR SIZE WD	HGT	THK
1	3'-0"	8'-0"	1 3/4"
2	3'-0"	8'-0"	1 3/4"
3	3'-0"	8'-0"	1 3/4"
4	6'-0"	8'-0"	1 1/4"
5	3'-0"	8'-0"	1 3/4"
6	3'-0"	8'-0"	1 3/4"
7	3'-0"	8'-0"	1 3/4"
8	2'-6"	8'-0"	1 3/4"
9	3'-0"	8'-0"	1 3/4"
10	3'-0"	8'-0"	1 3/4"
11	3'-0"	8'-0"	1 3/4"
12	3'-0"	8'-0"	1 3/4"
13	3'-0"	8'-0"	1 3/4"
14	2'-6"	8'-0"	1 3/4"
15	3'-0"	8'-0"	1 3/4"
16	3'-0"	8'-0"	1 3/4"
17	3'-0"	8'-0"	1 3/4"
18	3'-0"	8'-0"	1 3/4"
19	6'-0"	8'-0"	1 1/4"
20	3'-0"	8'-0"	1 3/4"
21	3'-0"	6'-8"	1 3/4"
22	3'-0"	6'-8"	1 3/4"
23	3'-0"	6'-8"	1 3/4"
24	14'-0"	14'-0"	1"
25	14'-0"	14'-0"	1"
26	14'-0"	14'-0"	1"
27	3'-0"	6'-8"	1 3/4"
28	14'-0"	14'-0"	1"
29	14'-0"	14'-0"	1"
30	14'-0"	14'-0"	1"
31	3'-0"	6'-8"	1 3/4"

WINDOW SCHEDULE

MARK	SIZE Width	HEIGHT
1	4'-0"	4'-0"
2	4'-0"	4'-0"
3	4'-0"	4'-0"
4	4'-0"	4'-0"
5	3'-0"	5'-0"
6	3'-0"	5'-0"
7	3'-0"	5'-0"
8	3'-0"	5'-0"
?	?	?
?	?	?

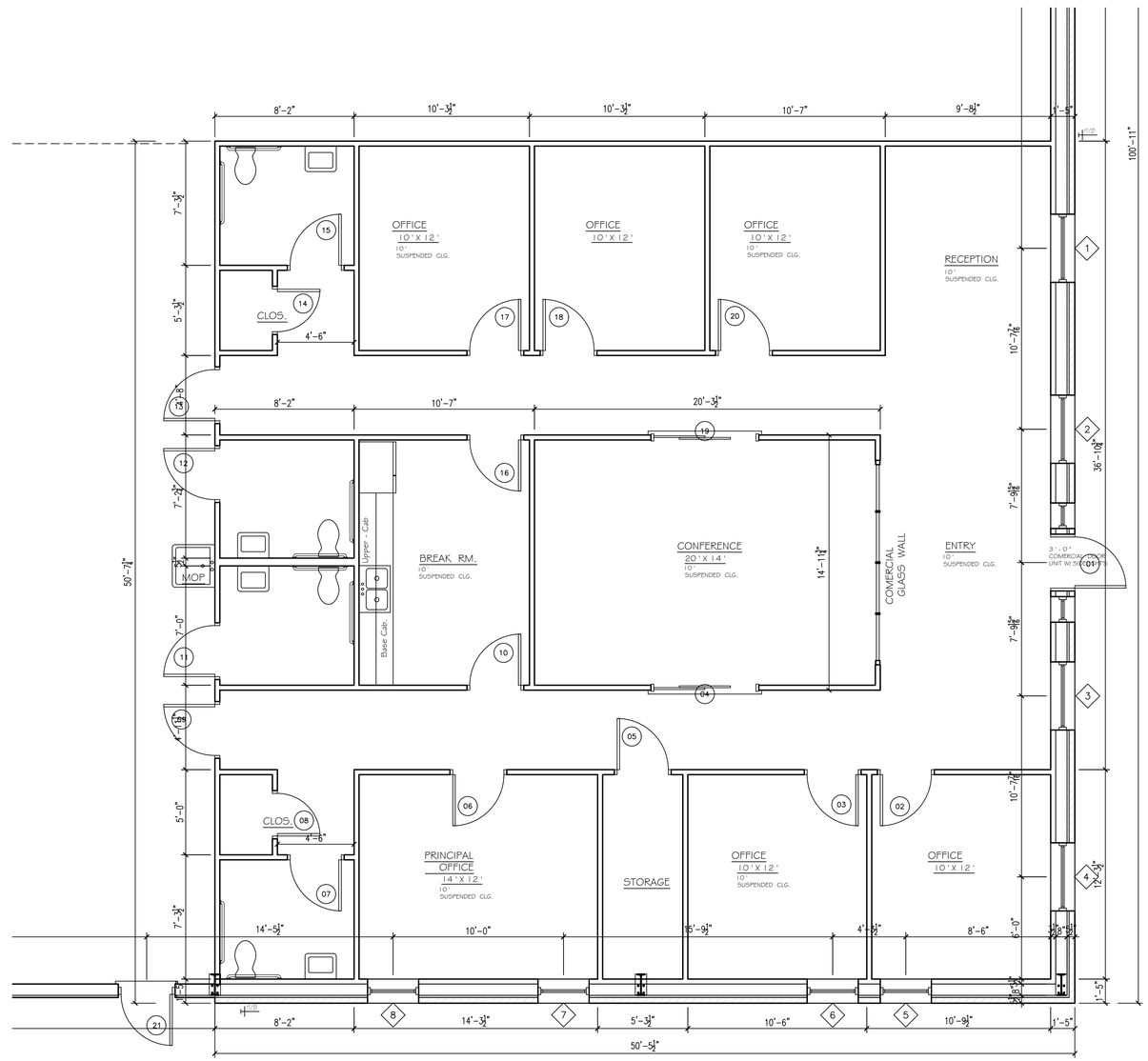

CONSULTANTS

26011 7385 FANNETT

OWNER

FIRST FLOOR PLAN
SC 1/4" = 1'
2553 OFFICES
17,605 SHOP

CUSTOM HOME DESIGN TEXAS
ED SPARKS
230 NASH ST. VIDOR TX. 77662
(409)284-6267

MARK	DATE	DESCRIPTION

PROJECT NO:	26011 7385 FANNETT
CAD DWG FILE:	FLOOR PLAN.DWG
DRAWN BY:	-
CHK'D BY:	-
COPYRIGHT:	

STATE OF TEXAS
EDWIN G. SPARKS
750102
LICENSED PROFESSIONAL DESIGNER

SHEET TITLE
OFFICE PLAN

A2

SHEET - OF -