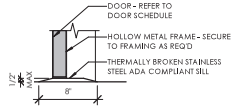

2 A120 SILL DETAIL - H.M. FRAME
1 1/2" = 1'-0"

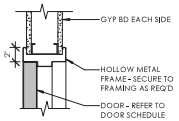

3 A120 HEAD DETAIL - H.M. GYP BD
1 1/2" = 1'-0"

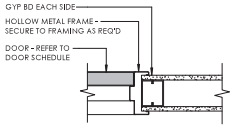

4 A120 JAMB DETAIL - H.M. GYP. BD.
1 1/2" = 1'-0"

DOOR SCHEDULE

DOOR NUMBER	NEW OR EXIST	DOOR TYPE	FIRE RATING	DOOR SIZE WIDTH	DOOR SIZE HEIGHT	DOOR SIZE THICKNESS	DOOR MAT'L	DOOR FRAME TYPE	DOOR FRAME MAT'L	DOOR FRAME DETAILS HEAD	DOOR FRAME DETAILS JAMB	DOOR FRAME DETAILS SILL	HDWR SET	COMMENTS
FIRST FLOOR														
100	EXIST	J		3' - 0"	8' - 0"	1/2"								
100	NEW	M		2' - 8 1/4"	8' - 0"									
101	EXIST	J		2' - 7 1/2"	8' - 0"	1/2"								
101	NEW	F		3' - 0"	7' - 0"	1 3/4"	H.M.	1	H.M.	3/A120	4/A120	2/A120		
103	EXIST	F		3' - 0"	7' - 0"	1 3/4"	H.M.	1	H.M.	3/A120	4/A120	2/A120		
105	NEW	F		3' - 0"	7' - 0"	1 3/4"	H.M.	1	H.M.	3/A120	4/A120	2/A120		
107	NEW	F		3' - 0"	7' - 0"	1 3/4"	H.M.	1	H.M.	3/A120	4/A120	2/A120		
108	NEW	F		3' - 0"	7' - 0"	1 3/4"	H.M.	1	H.M.	3/A120	4/A120	2/A120		
109	NEW	F		3' - 0"	7' - 0"	1 3/4"	H.M.	1	H.M.	3/A120	4/A120	2/A120		
110	NEW	F		2' - 6"	7' - 0"	1 3/4"	H.M.	1	H.M.	3/A120	4/A120	2/A120		
111	NBW	F		3' - 0"	7' - 0"	1 3/4"	H.M.	1	H.M.	3/A120	4/A120	2/A120		
112	NBW	F		3' - 0"	7' - 0"	1 3/4"	H.M.	1	H.M.	3/A120	4/A120	2/A120		
113	NBW	F		3' - 0"	7' - 0"	1 3/4"	H.M.	1	H.M.	3/A120	4/A120	2/A120		
114	NBW	F		3' - 0"	7' - 0"	1 3/4"	H.M.	1	H.M.	3/A120	4/A120	2/A120		
116	NBW	G		3' - 0"	6' - 8"	1 3/4"	H.M.	1	H.M.					
117	NBW	FG		3' - 0"	7' - 0"	1 3/4"	H.M.	1	H.M.	3/A120	4/A120	2/A120		
118	EXIST	F		3' - 0"	7' - 0"	1 3/4"	H.M.	1	H.M.	3/A120	4/A120	2/A120		
119	EXIST	F		3' - 0"	7' - 0"	1 3/4"	H.M.	1	H.M.	3/A120	4/A120	2/A120		
120	EXIST	CHD		12' - 0"	14' - 0"	0"								
121	NBW	F		3' - 0"	7' - 0"	1 3/4"	H.M.	1	H.M.	3/A120	4/A120	2/A120		
122	NBW	Q		3' - 0"	7' - 0"	0"								CASED OPENING
124	NBW	Q		3' - 0"	7' - 0"	0"								CASED OPENING

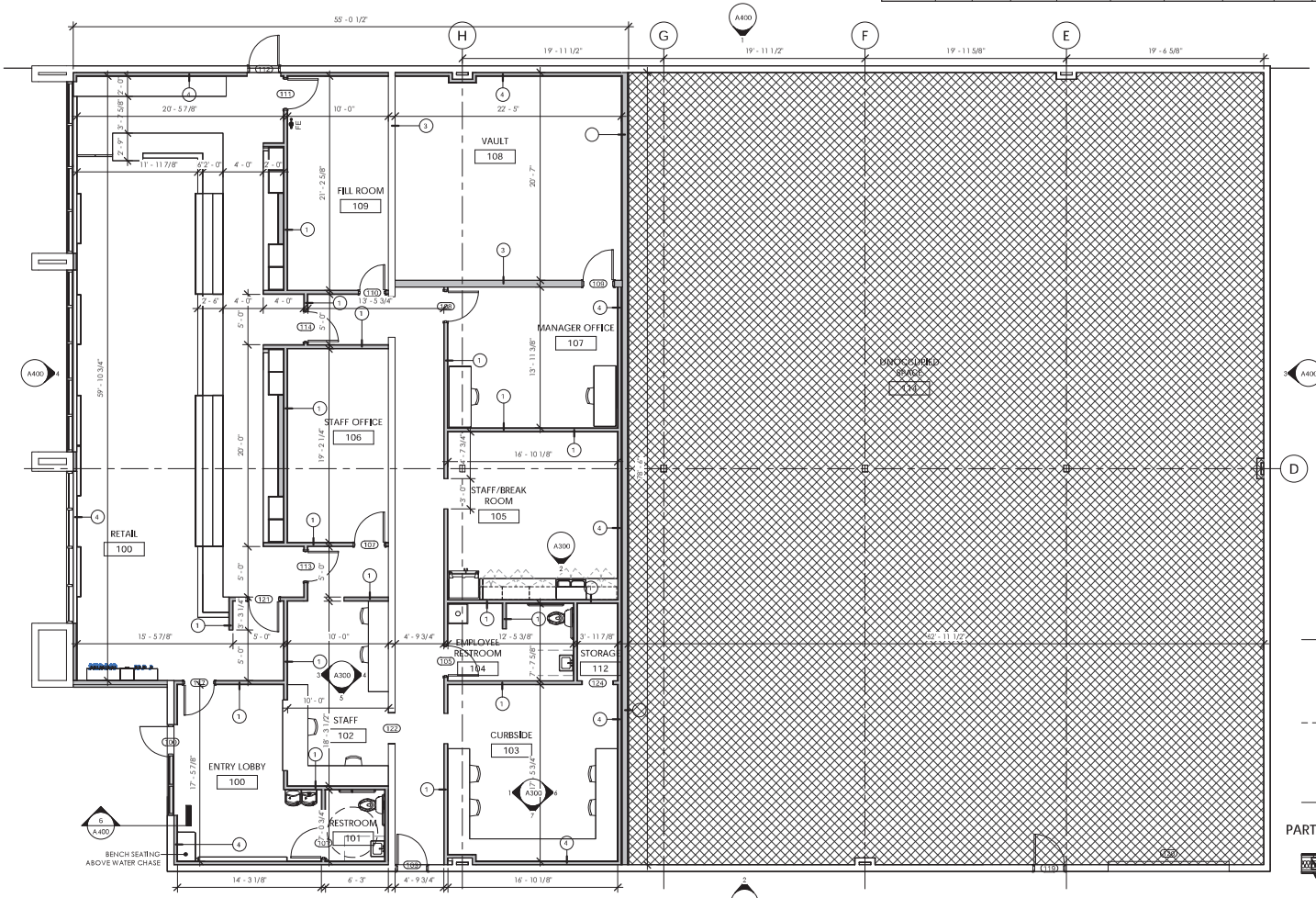

1 A120 FIRST FLOOR PLAN
3/16" = 1'-0"

ABBREVIATIONS

WOOD - WOOD VENEER ON SOLID CORE WOOD DOOR
H.M. - HOLLOW METAL
PT - INTERIOR PAINT SYSTEM
EXIST - EXISTING
ALUM - ALUMINUM

GENERAL NOTES

1. REFER TO DOOR SCHEDULE FOR HEIGHTS, WIDTHS AND GLAZING TYPES.
2. ALL HARDWARE TO BE ADA COMPLIANT LEVER HARDWARE.
3. ALL EXTERIOR AND RATED DOORS ARE TO HAVE ADA COMPLIANT SILLS WITH MAX THRESHOLDS OF 1/2"

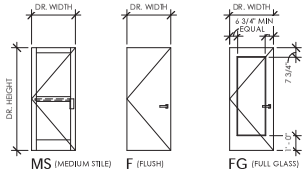

DOOR TYPES

NOTE: REFER TO DOOR SCHEDULE FOR HEIGHTS / WIDTHS AND GLAZING TYPE

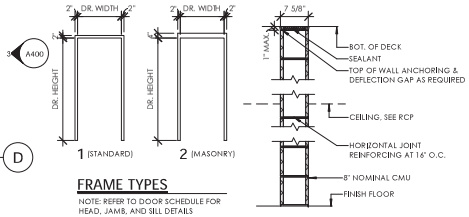

FRAME TYPES

NOTE: REFER TO DOOR SCHEDULE FOR HEAD, JAMB, AND SILL DETAILS

PARTITION TYPE - 3

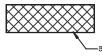

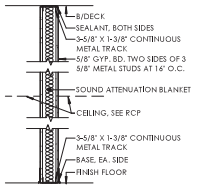

PARTITION TYPE - 1

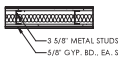

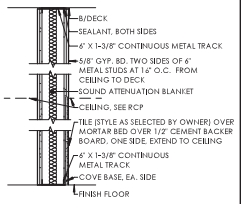

PARTITION TYPE - 2

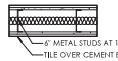

DRIVEN DESIGN

ARCHITECT
Driven Design Studio PLLC
117 West Michigan Avenue
Battle Creek, MI 49017
(269) 753-8040
cody@drivendesignstudio.com

THIS DOCUMENT IS THE EXCLUSIVE PROPERTY OF DRIVEN DESIGN. THE DOCUMENT & THE INFORMATION IT CONTAINS MAY NOT BE REPRODUCED OR USED FOR OTHER THAN THE SPECIFIC PROJECT FOR WHICH IT WAS PREPARED WITHOUT THE EXPLICIT CONSENT OF DRIVEN DESIGN.

PROJECT NAME
EXCLUSIVE - OXFORD
PROJECT ADDRESS
850 GLASPIE ST, OXFORD, MI 48371
CLIENT
EXCLUSIVE

ISSUE
CONSTRUCTION DOCUMENTS

REVISION

DRAWN BY CMN
DATE 4/1/2022 9:52:19 AM
SCALE As Indicated
STAMP

PROJECT NUMBER
2021.107

NEW FLOOR PLANS
A120

© 2021 Driven Design Studio, All Rights Reserved.