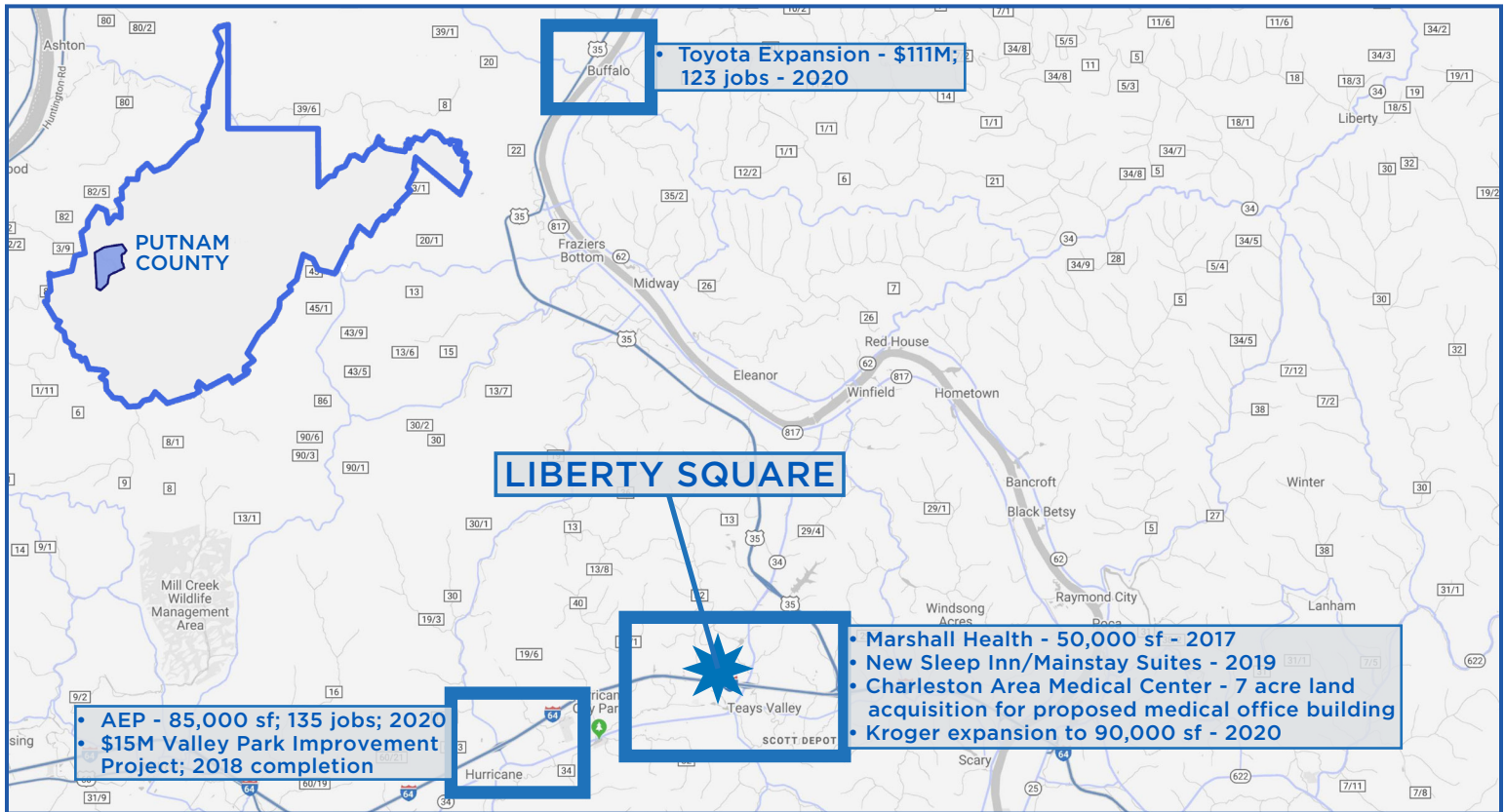


COUNTY OVERVIEW

Putnam County has long been one of the most popular places to live in West Virginia. According to the US Census Bureau, Putnam is the only county in the region to consistently record population growth every year since 1970. The reasons for this growth are numerous. Centrally located between Charleston and Huntington, residents enjoy high quality affordable housing, superior schools, cutting edge healthcare, and abundant recreational opportunities.



PUTNAM COUNTY RANKINGS

	VS ALL WV COUNTIES ₁	VS MSA COUNTIES ₂		VS ALL WV COUNTIES ₁	VS MSA COUNTIES ₂
School District Ranking (based on 17-18 school year test scores/ updated Oct. 2018)	#1	#1	Health Ranking (countyhealthrankings.org)	#3	#1
Median HH Income. (\$59,301)	#2	#1	Average Retail Expenditures (\$21,095)	#2	#1
Average HH Income. (\$77,582)	#2	#1	Average Dining Out Expenditures (\$3,204)	#2	#1
Median Disposable Income (\$49,684)	#2	#1	Lowest Unemployment	#3	#1

1. Rankings out of all 55 West Virginia Counties.
 2. Rankings out of 11 counties within the Charleston and Huntington MSA's.





RETAIL

ANNUAL HOUSEHOLD SPENDING

	PUTNAM COUNTY	WEST VIRGINIA
HEALTH CARE	\$5,747 +22%	\$4,723
GROCERIES	\$4,729 +20%	\$3,936
DINING OUT	\$3,204 +27%	\$2,520
APPAREL	\$1,954 +20%	\$1,529
ENTERTAINMENT	\$3,077 +24%	\$2,486
TOTAL RETAIL	\$21,095 +23%	\$17,212

SOURCE: ESRI 2018



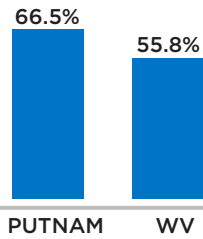
BUSINESS & POPULATION

GROSS DOMESTIC PRODUCT

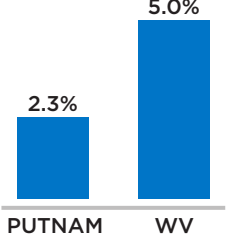
\$3,125,705,000
Putnam County
Source: REA, 2018

\$1,262,953,000
WV 55 County
Average

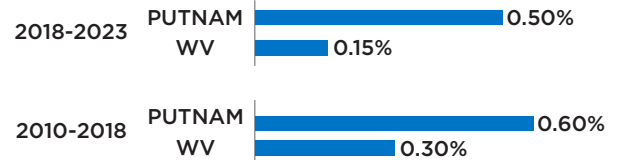
WHITE COLLAR



UNEMPLOYMENT



ANNUAL POPULATION GROWTH



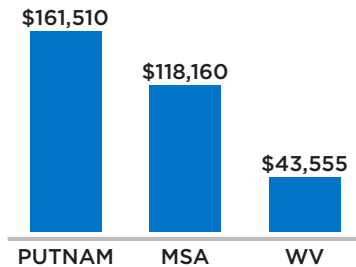
SOURCE: ESRI 2018



HOUSING

	Putnam County	MSA	WV
Owner Occup.	72.5%	63.0%	60.6%
Rental	20.4%	26.4%	23.8%
Vacant	7.2%	9.5%	15.9%

MEDIAN HOME VALUE



SOURCE: ESRI 2018



EDUCATION & INCOME

	PUTNAM COUNTY	WEST VIRGINIA
High School Diploma	36% -300 bps	39%
Some College	29% +300 bps	26%
Bach/Grad/Prof Degree	27% +600 bps	21%
<hr/>		
Med HH Income	\$59,301 +36%	\$43,555
Med Disposable Income	\$49,684 +36%	\$36,433
Med Net Worth	\$158,723 +97%	\$80,709

SOURCE: ESRI 2018

