THIS IS A NEW CONSTRUCTION PROJECT.

3D VIEWS

FIRE DEPARTMENT NOTES

1. PROVIDE AN APPROVED AUTOMATIC FIRE SPRINKLER SYSTEM IN ACCORDANCE WITH PROVISIONS SET FORTH IN BUILDING CODE SECTION 903.3.
REASAN: _____IDENTIFIED AS A PROPOSED DEFERRED FUTURE PLANS SUBMITTAL_____
FIRE SPRINKLER PLANS SHALL BE SUBMITTED TO THE SPRINKLER PLAN CHECK UNIT FOR REVIEW AND APPROVAL PRIOR TO INSTALLATION IN ACCORDANCE WITH FIRE CODE 901.2.

2. BASEMENTS, HABITABLE ATTICS AND EVERY SLEEPING ROOM SHALL HAVE NOT LESS THAN ONE OPERABLE MERGENCY ESCAPE AND RESCUE OPENING, WHERE BASEMENTS CONTAIN ONE OR MORE SLEEPING ROOMS, AN EMERGENCY ESCAPE AND RESCUE OPNENING SHALL BE REQUIRED IN EACH SLEEPING ROOM. EMERGENCY ESCAPE AND RESCUE OPENINGS SHALL OPEN DIRECTLY INTO A PUBLIC WAY. R310.1. EMERGENCY AND ESCAPE RESCUE OPENINGS SHALL HAVEA NET CLEAR OPENING OF NOT LESS THAN 5.7 SQUARE FEET. THE MINIMUM NET CLEAR OPENING HEIGHT DIMENSION SHALL BE 24" INCHES, THE MINIMUM OPENING WIDTH DIMENSION SHALL BE 20" INCEHS. THE NET CLEAR OPENING DIMENSIONS SHALL BE THE RESULT OF NORMAL OPERATION OF OPENING. R310.2.2.EMERGENCY ESCAPE AND RESCUE OPENINGS SHALL HAVE THE BOTTOM OF CLEAR OPENING NOT GRATER THAN 44" INCHES MEASURED FROM THE FLOOR IN ACCORDANCE WITH SECTION R310.2.3c.

3. AN AUTOMATIC RESIDENTIAL FIRE SPRINKLERS SYSTEM FOR ONE - AND TWO- FAMILY DWELLINGS SHALL BE DESIGNED AND INSTALLED IN ACCORDANCE WITH SECTION R313 OR NFPA 13D.

4. SMOKE ALARMS SHALL BE INSTALLED IN THE FOLOWING LOCATIONS: 1. IN EACH SLEEPING ROOM. 2. OUTSIDE EACH SEPARATE SLEEPING AREA IN THE IMMEDIATE VICINITY OF THE BEDROOMS. 3. ON EACH ADDITIONAL STORY OF THE DWELLING, INCLUDING BASEMENTS AND HABITABLE ATTICS BUT NOT INCLUDING CRAWL SPACES AND UNINHABITABLE ATTICS. IN DWELLINGS OR DWELLING UNITS WITH SPLIT LEVELS AND WITHOUT AND INTERVENING DOOR BETWEEN THE ADJACENT LEVELS, A SMOKE ALARM INSTALLED ON THE UPPER LEVEL SHALL SUFFICE FOR THE ADJACENT LOWER LEVEL PROVIDED THAT THE LOWER LEVEL IS LESS THAN ONE FULL STORY BELOW THE UPPER LEVEL. 4. NOT LESS THAN 3' FEET HORIZONTALLY FROM THE DOOR OR OPENNING OF A BATHROOM THAT CONTAINS A BATHTUB OR SHOWER UNLESS THIS WOULD PREVENT PLACEMENT OF A SMOKE ALARM REQUIRED BY THIS SECTION. 5. IN THE HALLWAY AND IN THE ROOM OPEN TO THE HALLWAY IN DWELLING UNITS WHERE THE CEILING HEIGHT OF A ROOM OPEN TO A HALLWAY SERVING BEDROOMS EXCEEDS THAT OF THE HALLWAY BY 24" INCHES OR MORE. RESIDENTIAL CODE R314.3.

5. CARBON MONOXIDE ALARMS IN DWELLING UNITS SHALL BE INSTALLED AND MAINTAINED IN ACCORDANCE WITH THE MANUFACTURER'S PUBLISHED INSTRUCTIONS IN THE FOLLOWING LOCATIONS: 1. OUTSIDE OF EACH SEPARATE SLEEPING AREA IN THE INMEDIATE CICINITY OF THE BEDROOMS. 2. ON EVERY OCCUPIABLE LEVEL OF A DWELLING UNIT INCLUDING BASEMENTS.3 WHERE A FUEL- BURNING APPLIANCE IS LOCATED WITHIN A BEDROOM OR ITS ATTACHED BEDROOM, A CARBON MONOXIDE ALARM SHALL BE INSTALLED WITHIN THE BEDROOM. RESIDENTIAL CODE R315.3.

6. THE REQUIERED FIRE FLOW FOR FIRE HYDRANTS AT THIS LOCATION IS **1,750** GPM, AT **20 PSI** RESIDUAL PRESSURE, FOR A DURATION OF **2 HOURS** OVER AND ABOVE MAXIMUM DAILY DOMESTIC DEMAND. FIRE CODE 507.3 AND APPENDIX B105.1 APPENDIX B.

7. ALL REQUIERED PUBLIC FIRE HYDRANTS SHALL BE INSTALLED, TESTED AND ACCEPTED PRIOR TO BEGINNING CONTRSUCTION FIRE CODE 501.4

CONTENT

- GENERAL

A0.00 COVER SHEET

ARCHITECTURE

A0.30 SITE PLAN
A0.31 SITE PLAN CONTEXT
A0.32 SITE PHOTOS
A1.21 GROUND FLOOR 1
A1.22 GROUND FLOOR 2
A1.23 SECOND FLOOR 1
A1.24 SECOND FLOOR 2
A1.30 ROOF PLAN 1
A1.31 ROOF PLAN 2
A2.00 SECTIONS
A2.01 SECTIONS
A2.02 BUILDING ELEVATIONS
A2.03 BUILDING ELEVATIONS
A2.04 BUILDING ELEVATIONS
A5.01 DOOR SCHEDULE & MISC DETAILS
A5.02 WINDOW SCHEDULE & MISC DETAILS
A5.03 STAIR DETAILS
A5.04 TYPICAL WALL/DOOR DETAILS

Grand total: 19

SCOPE OF WORK

TOTAL 4 UNITS DEVELOPMENT INCLUDING ADU

1. 1,200 SF TWO STORY UNIT 1 WITH ATTACHED 600 SF ADU
2. 1,200 SF TWO STORY UNIT 1 WITH ATTACHED 600 SF ADU
3. CHANGE ZONING FROM CM TO RM ZONING

APPLICABLE CODES

2022 COUNTY OF LOS ANGELES BUILDING CODE (TITLE 22 & 26)
2022 COUNTY OF LOS ANGELES ELECTRICAL CODE (TITLE 27)
2022 COUNTY OF LOS ANGELES PLUMBING CODE (TITLE 28)
2022 COUNTY OF LOS ANGELES MECHANICAL CODE(TITLE 29)
2022 COUNTY OF LOS ANGELES RESIDENTIAL CODE(TITLE 30)
2022 COUNTY OF LOS ANGELES GREEN BUILDING STANDARDS CODE (TITLE 31)
2022 COUNTY OF LOS ANGELES EXISTING BUILDING CODE(TITLE 33)

PROJECT DATA

ADDRESS:	2632 E 56TH ST, HUNTINGTON PARK, CA 90255
APN:	6309-023-012
PROPERTY TYPE:	MULTIPLE DWELLING ZONE - R-2
TYPE OF CONTRUCTION:	V-B TYPE III
ZONING:	R-M
SITE:	6,500 SF
LEGAL DESCRIPTION:	LOT 13 BLK 9

FLOOR AREA SUMMARY

	SITE AREA
EXISTING	6,500 SF
TO BE BUILT	2,400 SF (2 STORY HOUSING UNITS)
TO BE BUILD	840 SF (GARAGE) 1200 SF (ADU)
TOTAL LIVABLE	3,600 SF (SFD + ADU)
FRA:	3,600/6,500=55%

VICINITY MAP

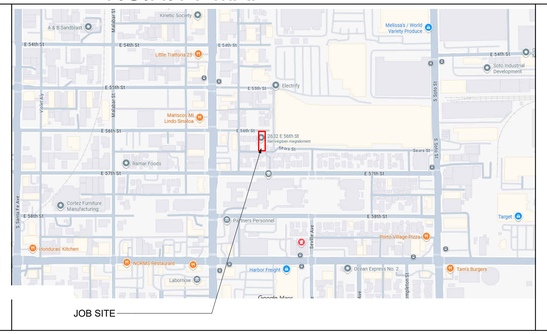

GENERAL NOTES

1. THE CONSTRUCTION SHALL NOT RESTRICT A FIVE-FOOT CLEAR AND UNOBSTRUCTED ACCESS TO ANY WATER OR POWER DISTRIBUTION FACILITIES (POWER POLES, PULL-BOXES, TRANSFORMERS, VAULTS, PUMPS, VALVES, METERS, APPURTENANCES, ETC.) OR TO THE LOCATION OF THE HOOK-UP. THE CONSTRUCTION SHALL NOT BE WITHIN TEN FEET OF ANY POWER LINESWHETHER OR NOT THE LINES ARE LOCATED ON THE PROPERTY. FAILURE TO COMPLY MAY CAUSE CONSTRUCTION DELAYS AND/OR ADDITIONAL EXPENSES.
2. AN APPROVED SEISMIC GAS SHUT OFF VALVE OR EXCESS FLOW SHUT OFF VALVE WILL BE INSTALLED ON THE FUEL GAS LINE ON THE DOWN-STREAM SIDE OF THE UTILITY METER AND BE RIGIDLY CONNECTED TO THE EXTERIOR OF THE BUILDING OR STRUCTURE CONTAINING THE FUEL GAS PIPING.@ SEPARATE PLUMBING PERMIT IS REQUIRED.
3. PROVIDE ULTRA-FLUSH WATER CLOSETS FOR ALL NEW CONSTRUCTION. EXISTING SHOWER HEADS AND TOILETS MUST BE ADAPTED FOR LOW WATER CONSUMPTION.
4. PROVIDE (70) (72) INCH HIGH NON-ABSORBENT WALL ADJACENT TO SHOWER AND APPROVED SHATTER-RESISTANT MATERIALS FOR SHOWER ENCLOSURE.@
5. WATER HEATER MUST BE STRAPPED TO WALL.
6. CARBON MONOXIDE ALARM IS REQUIRED.
7. BUILDINGS SHALL BE PROVIDED WITH APPROVED ADDRESS IDENTIFICATION. THE ADDRESS IDENTIFICATION SHALL BE LEGIBLE AND PLACED IN A POSITION THAT IS VISIBLE FROM THE STREET OR ROAD FRONTING THE PROPERTY. ADDRESS IDENTIFICATION CHARACTERS SHALL CONTRAST WITH THEIR BACKGROUND. ADDRESS NUMBERS SHALL BE ARABIC NUMBERS OR ALPHABETICAL LETTERS. NUMBERS SHALL NOT BE SPELLED OUT. EACH CHARACTER SHALL BE NOT LESS THAN 4 INCHES (102 MM) IN HEIGHT WITH A STROKE WIDTH OF NOT LESS THAN 0.5 INCH (12.7 MM).
8. SPRINKLER SYSTEM SHALL BE REQUIRED FOR THE ADU IF THE EXISTING DWELLING HAS A SPRINKLER SYSTEM. SPRINKLER SYSTEM MUST BE APPROVED BY THE MECHANICAL DIVISION PRIOR TO INSTALLATION.
9. MECHANICAL, ELECTRICAL, PLUMBING MAY NEEDS THE SEPARATE PERMIT
10. WHERE MORE THAN ONE SMOKE ALARM IS REQUIRED TO BE INSTALLED WITHIN AND INDVIDUAL DWELLING OR SLEEPING UNIT, THE SMOKE ALARMS SHALL BE INTERCONNECTED IN SUCH A MANNER THAT THE ACTIVATION OF ONE ALARM WILL ACTIVATE ALL OF THE ALARMS IN THE INDIVIDUARL UNITR, REFER ; RESIDENTIAL CODE R314.4 .
11. WHERE MORE THAN ONE CARBON MONOXIDE ALARM IS REQUIRED TO BE INSTALLED WITH AND INDIVIDUAL DWELLING UNIT, THE ALARM DEVICES SHALL BE INTERCONNECTED IN SUCH A MANNER THAT THE ACTUATION OF ONE ALARM WILL ACTIVATE ALL OF THE ALARMS IN THE INDIVIDUAL UNIT, REFER TO RESIDENTIAL CODE R315.5

DEFERRED SUBMITTAL

1. FIRE SPRINKLER SYSTEM FOR THE WHOLE HOUSE.
NOTE: C-16 LICENSED CONTRACTOR IS REQUIRED.
2. ALL REQUIRED PUBLIC HYDRANTS SHALL BE INSTALLED, TESTED AND ACCEPTED PRIOR TO BEGGINING CONSTRUCTION REFER ; FIRE CODE 501.4

JZ PLANS DESIGN

PROJECT DESIGNER
JUSTIN ZHOU
TEL: 213-806-0203
EMAIL: Justinz@JZplans.com
ADDS: 3837 GIRARD AVE, CULVER CITY, CA 90232

PROJECT

56TH PROJECT

2632 E 56TH ST, HUNTINGTON PARK, CA 90255

CLIENT

2632 E 56TH ST, HUNTINGTON PARK, CA 90255
CLIENT: RICHARD RODRIGUEZ
TEL: 562 756 13 94
EMAIL: RICHARD@REVIVALESTATES.COM

CONSULTANTS

STRUCTURAL ENGINEER
WANG XI
TEL: 310-430-9131
EMAIL: structuralone.worxeng@gmail.com
ADDS: 22011 ROBIN ST, LAKE FOREST, CA 92646.

TITLE 24 CONSULTANTS
TITLE 24 ENERGY COMPLIANCE, LLC
TEL: 626.602.0525
EMAIL: mail@t24comply.com
ADDS: 2207 Merced Ave, South El Monte, CA 91733

ISSUES

No.	Submittal	Date
1	1ST PROPOSAL SUBMISSION	12/16/2025

25_20036 **JOB NUMBER**

COVER SHEET

A0.00

SITE PLAN

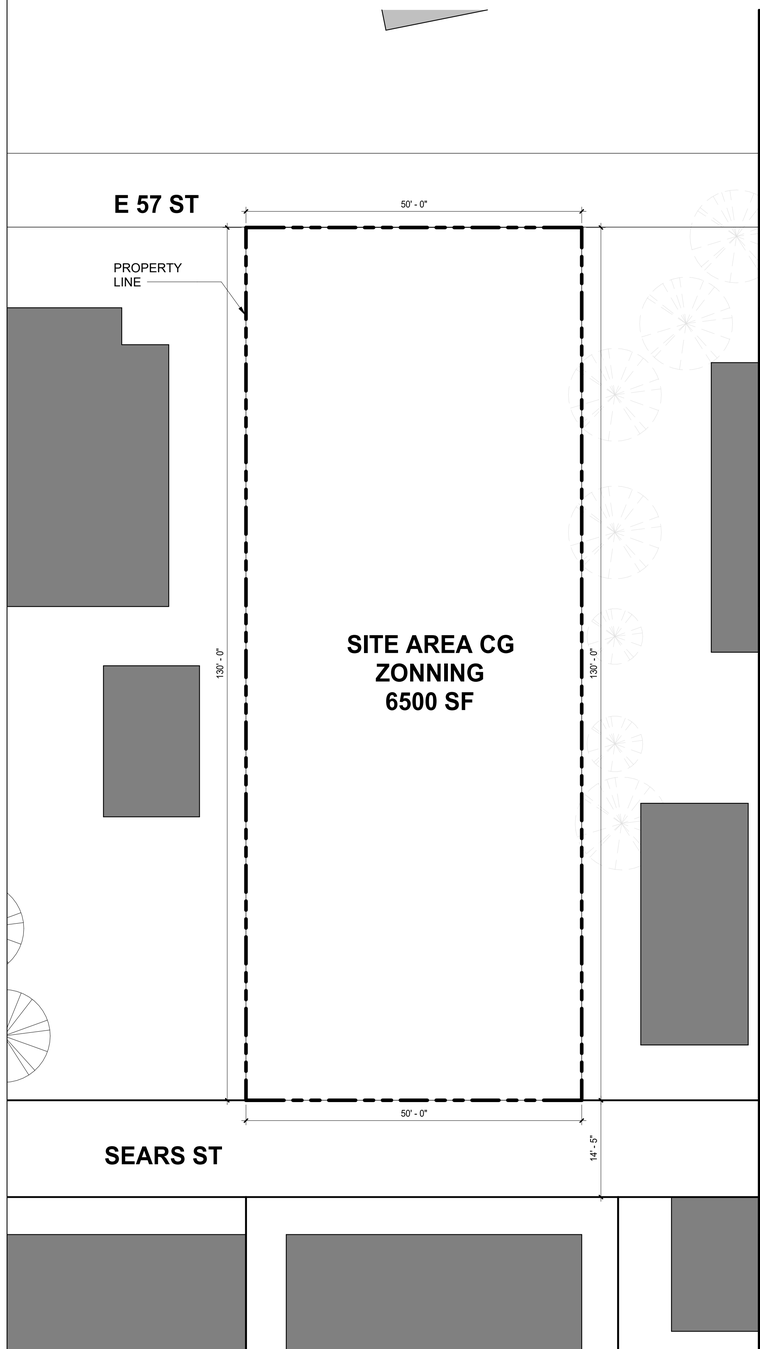

EXISTING SITE PLAN
Scale: 3/32" = 1'-0"
1

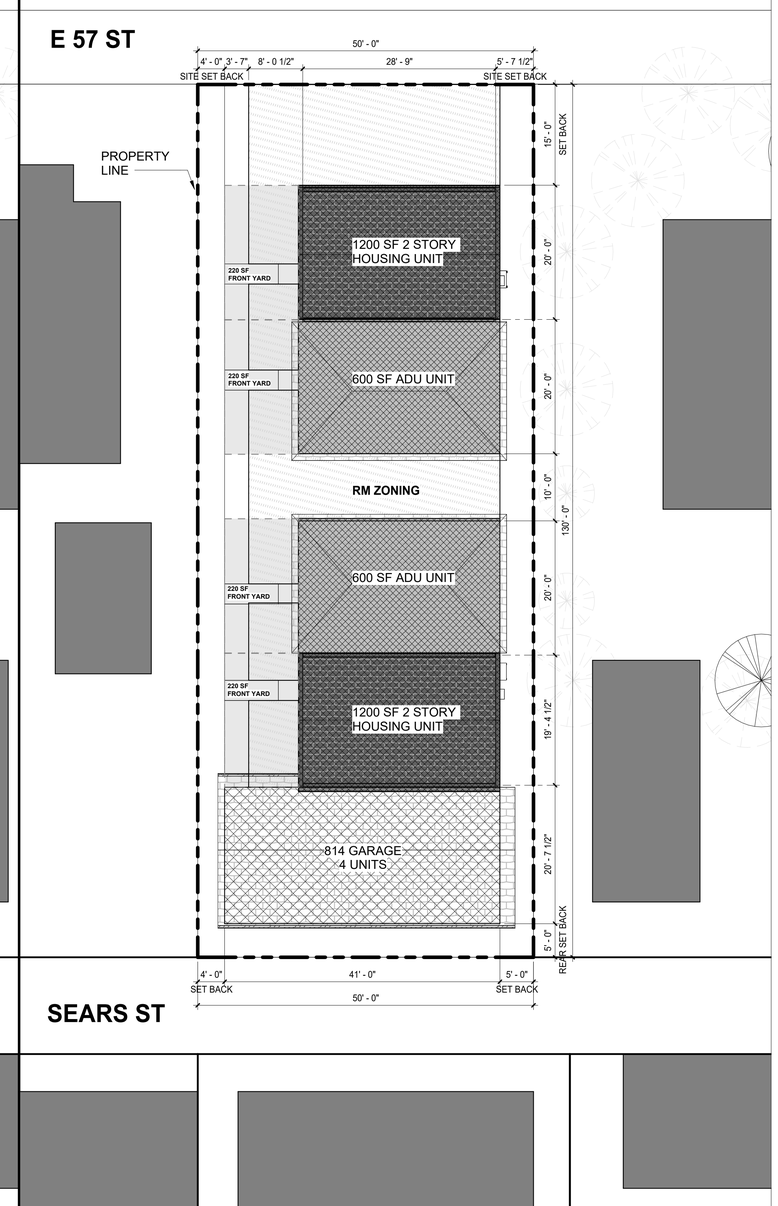

PROPOSED SITE
Scale: 3/32" = 1'-0"
2

GENERAL NOTES

1. A) THE PERSON IN CHARGE OF THE CONSTRUCTION OR INSTALLATION, WHO IS ELIGIBLE UNDER DIVISION 3 OF THE BUSINESS AND PROFESSIONS CODE TO ACCEPT RESPONSIBILITY FOR THE CONSTRUCTION OR INSTALLATION OF REGULATED MANUFACTURED DEVICES SHALL POST, OR MAKE AVAILABLE WITH THE BUILDING PERMIT(S) ISSUED FOR THE BUILDING, THE CERTIFICATE OF INSTALLATION DOCUMENTATION FOR MANUFACTURED DEVICES REGULATED BY THE APPLIANCE EFFICIENCY REGULATIONS OR PART 6. SUCH CERTIFICATE OF INSTALLATION DOCUMENTATION SHALL BE MADE AVAILABLE TO THE ENFORCEMENT AGENCY FOR ALL APPLICABLE INSPECTIONS. THESE CERTIFICATES SHALL:

   I) IDENTIFY FEATURES, MATERIALS, COMPONENTS, MANUFACTURED DEVICES, AND SYSTEM DIAGNOSTIC RESULTS REQUIRED TO VERIFY COMPLIANCE WITH THE APPLIANCE EFFICIENCY REGULATIONS AND PART 6.

   II) STATE THE NUMBER OF THE BUILDING PERMIT UNDER WHICH THE CONSTRUCTION OR INSTALLATION WAS PERFORMED. SECTIONS OF THE CERTIFICATE(S), FOR WHICH SUBMITTAL TO A HERS PROVIDER DATA REGISTRY IS REQUIRED, SHALL DISPLAY THE UNIQUE REGISTRATION NUMBER ASSIGNED BY THE HERS DATA REGISTRY.

   III) INCLUDE A DECLARATION STATEMENT INDICATING THAT THE CONSTRUCTED OR INSTALLED FEATURES, MATERIALS, COMPONENTS, OR MANUFACTURED DEVICES CONFORM TO ALL APPLICABLE CODES AND REGULATIONS, AND TO THE REQUIREMENTS FOR SUCH DEVICES GIVEN IN THE PLANS AND SPECIFICATIONS APPROVED BY THE LOCAL ENFORCEMENT AGENCY.
   IV) BE SIGNED BY THE DOCUMENTATION AUTHOR TO CERTIFY THE DOCUMENTATION IS ACCURATE AND COMPLETE.
   V) BE SIGNED BY THE INDIVIDUAL ELIGIBLE UNDER DIVISION 3 OF THE BUSINESS AND PROFESSIONS CODE TO ACCEPT RESPONSIBILITY FOR CONSTRUCTION, OR INSTALLATION IN THE APPLICABLE CLASSIFICATION FOR THE SCOPE OF WORK SPECIFIED ON THE CERTIFICATE OF INSTALLATION DOCUMENT(S). SEC. 10-103 (A) 3 A

   B) THE BUILDER SHALL PROVIDE THE BUILDING OWNER OR THE PERSON(S) RESPONSIBLE FOR OPERATION AND MAINTENANCE OF THE FEATURE, MATERIAL, COMPONENT OR MECHANICAL DEVICE INSTALLED (IN CASE OF MULTI-TENANT OR CENTRALLY OPERATED BUILDINGS) WITH THE FOLLOWING AT THE TIME OF OCCUPANCY :

   I) COMPLIANCE INFORMATION. THE APPROPRIATE COMPLETED AND SIGNED CERTIFICATE(S) OF COMPLIANCE, CERTIFICATE(S) OF INSTALLATION, AND IF APPLICABLE CERTIFICATE(S) OF VERIFICATION DOCUMENTATION SUBMITTED.

   II) OPERATING INFORMATION. THE APPROPRIATE CERTIFICATE(S) OF COMPLIANCE AND A LIST OF THE FEATURES, MATERIALS, COMPONENTS, AND MECHANICAL DEVICES INSTALLED IN THE BUILDING AND INSTRUCTIONS ON HOW TO OPERATE THEM CORRECTLY AND EFFICIENTLY.

   III) MAINTENANCE INFORMATION. REQUIRED ROUTINE MAINTENANCE ACTIONS SHALL BE CLEARLY STATED AND INCORPORATED ON A READILY ACCESSIBLE LABEL. THE LABEL MAY BE LIMITED TO IDENTIFYING THE OPERATION AND MAINTENANCE MANUAL.

   IV) VENTILATION INFORMATION. A DESCRIPTION OF THE QUANTITY OF OUTDOOR AIR THAT THE VENTILATION SYSTEM IS DESIGNED TO PROVIDE TO THE BUILDING CONDITIONED SPACE, AND INSTRUCTIONS FOR PROPER OPERATION AND MAINTENANCE. SEC. 10-103 (B)

   C) THE ENFORCEMENT AGENCY SHALL NOT ISSUE A CERTIFICATE OF OCCUPANCY UNTIL ALL REQUIRED CERTIFICATES OF VERIFICATION ARE POSTED AND MADE AVAILABLE TO THE BUILDING DEPARTMENT FOR ALL APPLICABLE INSPECTIONS, AND THAT ALL CERTIFICATES OF VERIFICATION CONFORM TO THE SPECIFICATIONS OF SECTION 10-103(A)5. SEC. 10-103 (D) 2

2. A) UNDER THE PERFORMANCE APPROACH, THE PROPOSED BUILDING SHALL SEPARATELY COMPLY WITH THE ENERGY EFFICIENCY DESIGN RATING AND THE TOTAL ENERGY DESIGN RATING. SEC. 150.1 (B)

3. THE REQUIRED FIRE FLOW FOR FIRE HYDRANTS AT THIS LOCATION IS _____1,000____GPM, AT 20 PSI RESIDUAL PRESSURE, FOR A DURATION OF ___ MINUTES OVER AND ABOVE MAXIMUM DAILY DOMESTIC DEMAND. FIRE CODE 507.3, APPENDIX B105.1(1) AND APPENDIX B105.1(2).

4.WHERE MORE THAN ONE SMOKE ALARM IS REQUIRED TO BE INSTALLED WITHIN AND INDVIDUAL DWELLING OR SLEEPING UNIT, THE SMOKE ALARMS SHALL BE INTERCONNECTED IN SUCH A MANNER THAT THE ACTIVATION OF ONE ALARM WILL ACTIVATE ALL OF THE ALARMS IN THE INDIVIDUARL UNITR, REFER ; RESIDENTIAL CODE R314.4

5.WHERE MORE THAN ONE CARBON MONOXIDE ALARM IS REQUIRED TO BE INSTALLED WITH AND INDIVIDUAL DWELLING UNIT, THE ALARM DEVICES SHALL BE INTERCONNECTED IN SUCH A MANNER THAT THE ACTUATION OF ONE ALARM WILL ACTIVATE ALL OF THE ALARMS IN THE INDIVIDUAL UNIT, REFER TO RESIDENTIAL CODE R315.5

6.PROVIDE AN APPROVED AUTOMATIC FIRE SPRINKLER SYSTEM IN ACCORDANCE WITH PROVISIONS SET FORTH IN BUILDING CODE SECTION 903.3.
REASAN: _____IDENTIFIED AS A PROPOSED DEFERRED FUTURE PLANS SUBMITTAL_____
FIRE SPRINKLER PLANS SHALL BE SUBMITTED TO THE SPRINKLER PLAN CHECK UNIT FOR REVIEW AND APPROVAL PRIOR TO INSTALLATION IN ACCORDANCE WITH FIRE CODE 901.2.

7.AN AUTOMATIC RESIDENTIAL FIRE SPRINKLERS SYSTEM FOR ONE - AND TWO- FAMILY DWELLINGS SHALL BE DESIGNED AND INSTALLED IN ACCORDANCE WITH SECTION R313 OR NFPA 13D.

8.WHERE MORE THAN ONE SMOKE ALARM IS REQUIRED TO BE INSTALLED WITHIN AND INDVIDUAL DWELLING OR SLEEPING UNIT, THE SMOKE ALARMS SHALL BE INTERCONNECTED IN SUCH A MANNER THAT THE ACTIVATION OF ONE ALARM WILL ACTIVATE ALL OF THE ALARMS IN THE INDIVIDUARL UNITR, REFER ; RESIDENTIAL CODE R314.4

9.WHERE MORE THAN ONE CARBON MONOXIDE ALARM IS REQUIRED TO BE INSTALLED WITH AND INDIVIDUAL DWELLING UNIT, THE ALARM DEVICES SHALL BE INTERCONNECTED IN SUCH A MANNER THAT THE ACTUATION OF ONE ALARM WILL ACTIVATE ALL OF THE ALARMS IN THE INDIVIDUAL UNIT, REFER TO RESIDENTIAL CODE R315.5

10.CARBON MONOXIDE ALARMS IN DWELLING UNITS SHALL BE INSTALLED AND MAINTAINED IN ACCORDANCE WITH THE MANUFACTURER'S PUBLISHED INSTRUCTIONS IN THE FOLLOWING LOCATIONS: 1. OUTSIDE OF EACH SEPARATE SLEEPING AREA IN THE INMEDIATE CICINITY OF THE BEDROOMS. 2. ON EVERY OCCUPIABLE LEVEL OF A DWELLING UNIT INCLUDING BASEMENTS.3 WHERE A FUEL- BURNING APPLIANCE IS LOCATED WITHIN A BEDROOM OR ITS ATTACHED BEDROOM, A CARBON MONOXIDE ALARM SHALL BE INSTALLED WITHIN THE BEDROOM. RESIDENTIAL CODE R315.3.

11. TYPE OF CONSTRUCTION PER THE BUILDING CODE TYPE **VB**
   VHFHSZ YES___ **NO_X_**
   SIZE OF LOT: **6,500 SF**
   FIRE FLOW BASED ON THE FIRE- FLOW CALCULATION AREA **1000 GPM**
   REDUCTION FOR FIRE SPRINKLERS (MAXIMUM 50%) **500 GPM**
   TOTAL FIRE FLOW REQUIRED **1,000 GPM**

JZ PLANS DESIGN

PROJECT DESIGNER
JUSTIN ZHOU
TEL: 213-806-0203
EMAIL: Justinz@JZplans.com
ADDS: 3837 GIRARD AVE, CULVER CITY, CA 90232

PROJECT

56TH PROJECT

2632 E 56TH ST, HUNTINGTON PARK, CA 90255

CLIENT

2632 E 56TH ST, HUNTINGTON PARK, CA 90255
CLIENT: RICHARD RODRIGUEZ
TEL: 562 756 13 94
EMAIL: RICHARD@REVIVALESTATES.COM

CONSULTANTS

STRUCTURAL ENGINEER
WANG XI
TEL: 310-430-9131
EMAIL: structuralone.worxeng@gmail.com
ADDS: 22011 ROBIN ST, LAKE FOREST, CA 92646.

TITLE 24 CONSULTANTS
TITLE 24 ENERGY COMPLIANCE, LLC
TEL: 626.602.0525
EMAIL: mail@t24comply.com
ADDS: 2207 Merced Ave, South El Monte, CA 91733

ISSUES

No.	Submittal	Date
1	1ST PROPOSAL SUBMISSION	12/16/2025

25_20036
JOB NUMBER

SITE PLAN

A0.30

CONTEXT SITE PLAN

EXISTING SITE PLAN CONTEXT
Scale: 1" = 40'-0"

1

LEGEND

- 20% - 40% LOT COVERING
- 41% - 60% LOT COVERING
- 61% - 80% LOT COVERING

GENERAL NOTES

1. A) THE PERSON IN CHARGE OF THE CONSTRUCTION OR INSTALLATION, WHO IS ELIGIBLE UNDER DIVISION 3 OF THE BUSINESS AND PROFESSIONS CODE TO ACCEPT RESPONSIBILITY FOR THE CONSTRUCTION OR INSTALLATION OF REGULATED MANUFACTURED DEVICES SHALL POST, OR MAKE AVAILABLE WITH THE BUILDING PERMIT(S) ISSUED FOR THE BUILDING, THE CERTIFICATE OF INSTALLATION DOCUMENTATION FOR MANUFACTURED DEVICES REGULATED BY THE APPLIANCE EFFICIENCY REGULATIONS OR PART 6. SUCH CERTIFICATE OF INSTALLATION DOCUMENTATION SHALL BE MADE AVAILABLE TO THE ENFORCEMENT AGENCY FOR ALL APPLICABLE INSPECTIONS. THESE CERTIFICATES SHALL:

I) IDENTIFY FEATURES, MATERIALS, COMPONENTS, MANUFACTURED DEVICES, AND SYSTEM DIAGNOSTIC RESULTS REQUIRED TO VERIFY COMPLIANCE WITH THE APPLIANCE EFFICIENCY REGULATIONS AND PART 6.

II) STATE THE NUMBER OF THE BUILDING PERMIT UNDER WHICH THE CONSTRUCTION OR INSTALLATION WAS PERFORMED. SECTIONS OF THE CERTIFICATE(S), FOR WHICH SUBMITTAL TO A HERS PROVIDER DATA REGISTRY IS REQUIRED, SHALL DISPLAY THE UNIQUE REGISTRATION NUMBER ASSIGNED BY THE HERS DATA REGISTRY.

III) INCLUDE A DECLARATION STATEMENT INDICATING THAT THE CONSTRUCTED OR INSTALLED FEATURES, MATERIALS, COMPONENTS, OR MANUFACTURED DEVICES CONFORM TO ALL APPLICABLE CODES AND REGULATIONS, AND TO THE REQUIREMENTS FOR SUCH DEVICES GIVEN IN THE PLANS AND SPECIFICATIONS APPROVED BY THE LOCAL ENFORCEMENT AGENCY.
IV) BE SIGNED BY THE DOCUMENTATION AUTHOR TO CERTIFY THE DOCUMENTATION IS ACCURATE AND COMPLETE.
V) BE SIGNED BY THE INDIVIDUAL ELIGIBLE UNDER DIVISION 3 OF THE BUSINESS AND PROFESSIONS CODE TO ACCEPT RESPONSIBILITY FOR CONSTRUCTION, OR INSTALLATION IN THE APPLICABLE CLASSIFICATION FOR THE SCOPE OF WORK SPECIFIED ON THE CERTIFICATE OF INSTALLATION DOCUMENT(S). SEC. 10-103 (A) 3 A

B) THE BUILDER SHALL PROVIDE THE BUILDING OWNER OR THE PERSON(S) RESPONSIBLE FOR OPERATION AND MAINTENANCE OF THE FEATURE, MATERIAL, COMPONENT OR MECHANICAL DEVICE INSTALLED (IN CASE OF MULTI-TENANT OR CENTRALLY OPERATED BUILDINGS) WITH THE FOLLOWING AT THE TIME OF OCCUPANCY :

I) COMPLIANCE INFORMATION. THE APPROPRIATE COMPLETED AND SIGNED CERTIFICATE(S) OF COMPLIANCE, CERTIFICATE(S) OF INSTALLATION, AND IF APPLICABLE CERTIFICATE(S) OF VERIFICATION DOCUMENTATION SUBMITTED.

II) OPERATING INFORMATION. THE APPROPRIATE CERTIFICATE(S) OF COMPLIANCE AND A LIST OF THE FEATURES, MATERIALS, COMPONENTS, AND MECHANICAL DEVICES INSTALLED IN THE BUILDING AND INSTRUCTIONS ON HOW TO OPERATE THEM CORRECTLY AND EFFICIENTLY.

III) MAINTENANCE INFORMATION. REQUIRED ROUTINE MAINTENANCE ACTIONS SHALL BE CLEARLY STATED AND INCORPORATED ON A READILY ACCESSIBLE LABEL. THE LABEL MAY BE LIMITED TO IDENTIFYING THE OPERATION AND MAINTENANCE MANUAL.

IV) VENTILATION INFORMATION. A DESCRIPTION OF THE QUANTITY OF OUTDOOR AIR THAT THE VENTILATION SYSTEM IS DESIGNED TO PROVIDE TO THE BUILDING CONDITIONED SPACE, AND INSTRUCTIONS FOR PROPER OPERATION AND MAINTENANCE. SEC. 10-103 (B)

C) THE ENFORCEMENT AGENCY SHALL NOT ISSUE A CERTIFICATE OF OCCUPANCY UNTIL ALL REQUIRED CERTIFICATES OF VERIFICATION ARE POSTED AND MADE AVAILABLE TO THE BUILDING DEPARTMENT FOR ALL APPLICABLE INSPECTIONS, AND THAT ALL CERTIFICATES OF VERIFICATION CONFORM TO THE SPECIFICATIONS OF SECTION 10-103(A)5. SEC. 10-103 (D) 2

2. A) UNDER THE PERFORMANCE APPROACH, THE PROPOSED BUILDING SHALL SEPARATELY COMPLY WITH THE ENERGY EFFICIENCY DESIGN RATING AND THE TOTAL ENERGY DESIGN RATING. SEC. 150.1 (B)

3. THE REQUIRED FIRE FLOW FOR FIRE HYDRANTS AT THIS LOCATION IS _____1,000____GPM, AT 20 PSI RESIDUAL PRESSURE, FOR A DURATION OF __ MINUTES OVER AND ABOVE MAXIMUM DAILY DOMESTIC DEMAND. FIRE CODE 507.3, APPENDIX B105.1(1) AND APPENDIX B105.1(2).

4.WHERE MORE THAN ONE SMOKE ALARM IS REQUIRED TO BE INSTALLED WITHIN AND INDVIDUAL DWELLING OR SLEEPING UNIT, THE SMOKE ALARMS SHALL BE INTERCONNECTED IN SUCH A MANNER THAT THE ACTIVATION OF ONE ALARM WILL ACTIVATE ALL OF THE ALARMS IN THE INDIVIDUARL UNITR, REFER ; RESIDENTIAL CODE R314.4

5.WHERE MORE THAN ONE CARBON MONOXIDE ALARM IS REQUIRED TO BE INSTALLED WITH AND INDIVIDUAL DWELLING UNIT, THE ALARM DEVICES SHALL BE INTERCONNECTED IN SUCH A MANNER THAT THE ACTUATION OF ONE ALARM WILL ACTIVATE ALL OF THE ALARMS IN THE INDIVIDUAL UNIT, REFER TO RESIDENTIAL CODE R315.5

6.PROVIDE AN APPROVED AUTOMATIC FIRE SPRINKLER SYSTEM IN ACCORDANCE WITH PROVISIONS SET FORTH IN BUILDING CODE SECTION 903.3.
REASAN: _____ IDENTIFIED AS A PROPOSED DEFERRED FUTURE PLANS SUBMITTAL_____
FIRE SPRINKLER PLANS SHALL BE SUBMITTED TO THE SPRINKLER PLAN CHECK UNIT FOR REVIEW AND APPROVAL PRIOR TO INSTALLATION IN ACCORDANCE WITH FIRE CODE 901.2.

7.AN AUTOMATIC RESIDENTIAL FIRE SPRINKLERS SYSTEM FOR ONE - AND TWO- FAMILY DWELLINGS SHALL BE DESIGNED AND INSTALLED IN ACCORDANCE WITH SECTION R313 OR NFPA 13D.

8.WHERE MORE THAN ONE SMOKE ALARM IS REQUIRED TO BE INSTALLED WITHIN AND INDVIDUAL DWELLING OR SLEEPING UNIT, THE SMOKE ALARMS SHALL BE INTERCONNECTED IN SUCH A MANNER THAT THE ACTIVATION OF ONE ALARM WILL ACTIVATE ALL OF THE ALARMS IN THE INDIVIDUARL UNITR, REFER ; RESIDENTIAL CODE R314.4

9.WHERE MORE THAN ONE CARBON MONOXIDE ALARM IS REQUIRED TO BE INSTALLED WITH AND INDIVIDUAL DWELLING UNIT, THE ALARM DEVICES SHALL BE INTERCONNECTED IN SUCH A MANNER THAT THE ACTUATION OF ONE ALARM WILL ACTIVATE ALL OF THE ALARMS IN THE INDIVIDUAL UNIT, REFER TO RESIDENTIAL CODE R315.5

10.CARBON MONOXIDE ALARMS IN DWELLING UNITS SHALL BE INSTALLED AND MAINTAINED IN ACCORDANCE WITH THE MANUFACTURER'S PUBLISHED INSTRUCTIONS IN THE FOLLOWING LOCATIONS: 1. OUTSIDE OF EACH SEPARATE SLEEPING AREA IN THE INMEDIATE CICINITY OF THE BEDROOMS .2. ON EVERY OCCUPIABLE LEVEL OF A DWELLING UNIT INCLUDING BASEMENTS.3 WHERE A FUEL- BURNING APPLIANCE IS LOCATED WITHIN A BEDROOM OR ITS ATTACHED BEDROOM, A CARBON MONOXIDE ALARM SHALL BE INSTALLED WITHIN THE BEDROOM. RESIDENTIAL CODE R315.3.

11. TYPE OF CONSTRUCTION PER THE BUILDING CODE TYPE **VB**
VHFHSZ YES___ **NO _X_**
SIZE OF LOT: **6,500 SF**
FIRE FLOW BASED ON THE FIRE- FLOW CALCULATION AREA **1000 GPM**
REDUCTION FOR FIRE SPRINKLERS (MAXIMUM 50%) **500 GPM**
TOTAL FIRE FLOW REQUIRED **1,000 GPM**

JZ PLANS DESIGN

PROJECT DESIGNER
JUSTIN ZHOU
TEL: 213-806-0203
EMAIL: Justinz@JZplans.com
ADDS: 3837 GIRARD AVE, CULVER CITY, CA 90232

PROJECT

56TH PROJECT

2632 E 56TH ST, HUNTINGTON PARK, CA 90255

CLIENT

2632 E 56TH ST, HUNTINGTON PARK, CA 90255
CLIENT: RICHARD RODRIGUEZ
TEL: 562 756 13 94
EMAIL: RICHARD@REVIVALESTATES.COM

CONSULTANTS

STRUCTURAL ENGINEER
WANG XI
TEL: 310-430-9131
EMAIL: structuralone.worxeng@gmail.com
ADDS: 22011 ROBIN ST, LAKE FOREST, CA 92646.

TITLE 24 CONSULTANTS
TITLE 24 ENERGY COMPLIANCE, LLC
TEL: 626.602.0525
EMAIL: mail@t24comply.com
ADDS: 2207 Merced Ave, South El Monte, CA 91733

ISSUES

No.	Submittal	Date
1	1ST PROPOSAL SUBMISSION	12/16/2025

25_20036
JOB NUMBER

SITE PLAN CONTEXT

A0.31

THIS IS A FIRE REBUILT HOUSE.



SITE PICTURE EAST
SCALE : NTS

SITE PICTURE WEST
SCALE : NTS



SITE PICTURE NORTH
SCALE : NTS

SITE PICTURE SOUTH
SCALE : NTS



SITE PICTURE FROM NORTH
SCALE : NTS



SITE PICTURE FROM WEST
SCALE : NTS



SITE PICTURE FROM SOUTH
SCALE : NTS



SITE PICTURE FROM EAST
SCALE : NTS

JZ PLANS DESIGN

PROJECT DESIGNER
JUSTIN ZHOU
TEL: 213-806-0203
EMAIL: Justinz@JZplans.com
ADDS: 3837 GIRARD AVE, CULVER CITY, CA 90232

PROJECT

56TH PROJECT

2632 E 56TH ST, HUNTINGTON PARK, CA 90255

CLIENT

2632 E 56TH ST, HUNTINGTON PARK, CA 90255
CLIENT: RICHARD RODRIGUEZ
TEL: 562 756 13 94
EMAIL: RICHARD@REVIVALESTATES.COM

CONSULTANTS

STRUCTURAL ENGINEER
WANG XI
TEL: 310-430-9131
EMAIL: structuralone.worxeng@gmail.com
ADDS: 22011 ROBIN ST, LAKE FOREST, CA 92646.

TITLE 24 CONSULTANTS
TITLE 24 ENERGY COMPLIANCE, LLC
TEL: 626.602.0525
EMAIL: mail@t24comply.com
ADDS: 2207 Merced Ave, South El Monte, CA 91733

ISSUES

No.	Submittal	Date
1	1ST PROPOSAL SUBMISSION	12/16/2025

25_20036
JOB NUMBER

SITE PHOTOS

A0.32

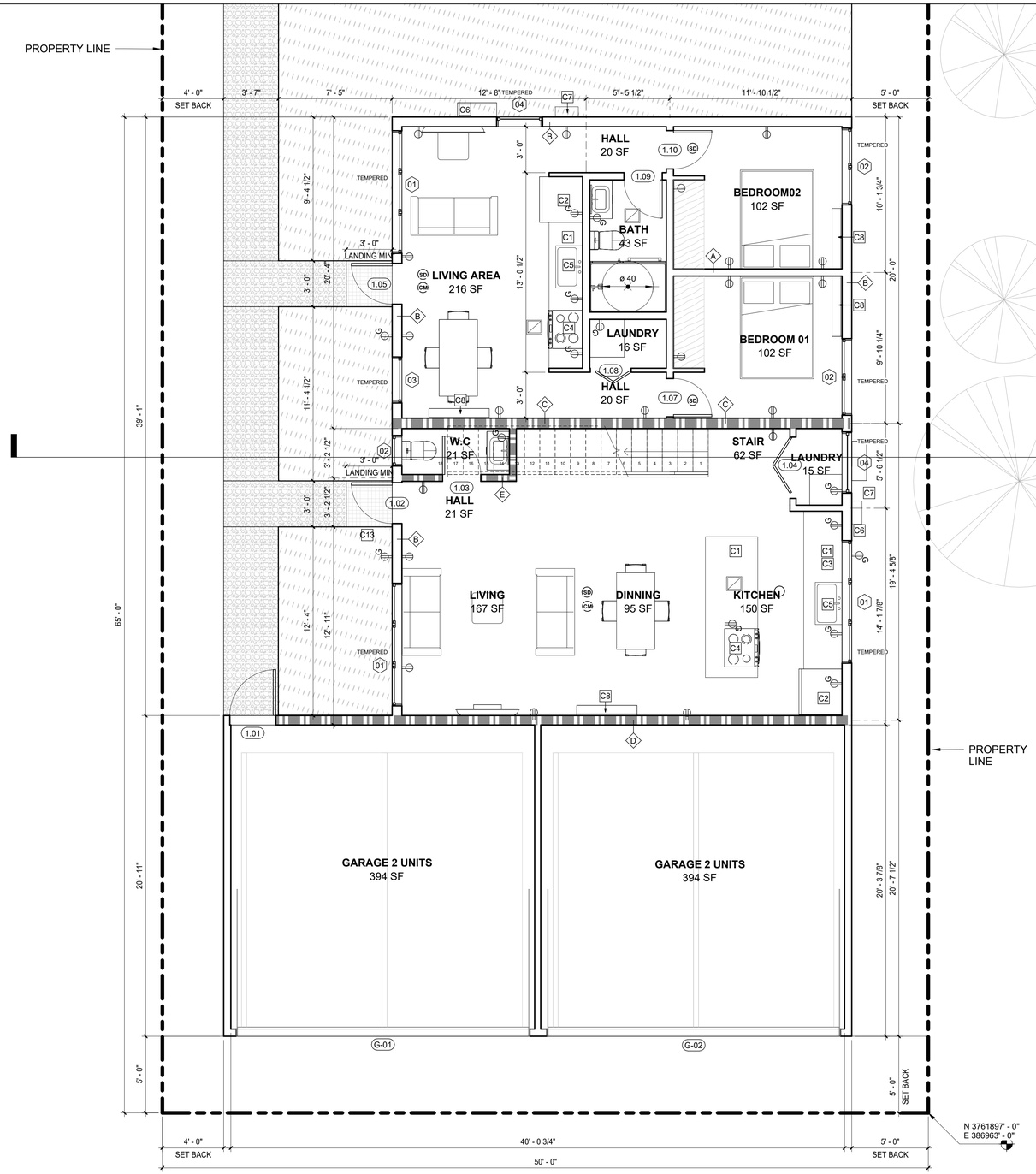

GROUND FLOOR LAYOUT A
Scale: 1/4" = 1'-0"

FLOOR PLAN GENERAL NOTES

1. ALL DIMENSIONS ARE FROM FINISH TO FINISH.
2. ALL NEW ELECTRICAL OUTLETS IN WET AREAS WILL BE GFCI AND PROVIDE ARC-FAULT RECEPTACLES AND TAPER PROOF.
3. PLUMBING FIXTURES ARE REQUIRED TO BE CONNECTED TO A SANITARY SEWER OR TO APPROVED SEWAGE DISPOSAL SYSTEM. (R306.3)
4. KITCHEN SINKS, LAVATORIES, BATHTUBS, SHOWERS, BIDETS, LAUNDRY TUBS AND WASHING MACHINE OUTLETS SHALL BE PROVIDED WITH HOT AND COLD WATER AND CONNECTED TO AN APPROVED WATER SUPPLY. (R306.4)
5. BATHTUB AND SHOWER FLOORS, WALLS ABOVE BATHTUBS WITH A SHOWERHEAD, AND SHOWER COMPARTMENTS SHALL BE FINISHED WITH NONABSORBENT SURFACE. SUCH WALL SURFACES SHALL EXTEND TO A HEIGHT OF NOT LESS THAN 6'-0" ABOVE THE FLOOR (R307.2)
6. WATER HEATER MUST BE STRAPPED TO WALL.
7. ALL INTERIOR AND EXTERIOR STAIRWAYS SHALL BE ILLUMINATED (R303.7 & R303.8)
8. PROVIDE MIN 15" BETWEEN THE CENTER OF WATER CLOSET TOANY SIDE WALL
9. PROVIDE MIN 24" CLEAR SPACE IN FRONT OF ANY WATERCLOSET.
10. THE MEANS OF EGRESS SHALL PROVIDE A CONTINUOUS AND UNOBSTRUCTED PATH OF VERTICAL AND HORIZONTAL EGRESS TRAVEL FROM ALL PORTIONS OF THE DWELLING TO THE EXTERIOR OF THE DWELLING AT THE REQUIRED EGRESS DOOR WITHOUT REQUIRING TRAVEL THROUGH A GARAGE. THE REQUIRED EGRESS DOOR SHALL OPEN DIRECTLY INTO A PUBLIC WAY OR TO A YARD OR COURT THAT OPENS TO A PUBLIC WAY. (R311.1)
11. ALL INSTALLED LUMINARIES TO BE HIGH-EFFICACY IN ACOORDIANCE WITH CEnergyC TABLE 150.0-A. CEnergyC 150(k)(1)(A)
12. BATHROOMS CONTAINING A BATHTUB, SHOWER, OR TUB/SHOWER SHALL BE MECHANICALLY VENTED FOR HUMIDITY CONTROL.

DEMOLITION KEYNOTE

D1 DEMOLISH THE ELEMENTS.

PROPOSED KEYNOTE

C1 PROVIDE AND INSTALL SOLID COUNTERTOP AND BASECABINET

C2 PROVIDE AND INSTALL FRIDGE AND UPCABINET

C3 PROVIDE AND INSTALL UP CABINET

C4 PROVIDE AND INSTALL GAS COOKTOP AND THE MICROWAVE WITH HOOD AND EXHUAST FAN ABOVE, MIN. 100CFM NON-RECIRCULATING EXHUAST FAN.

C5 PROVIDE AND INSTALL THE KITCHEN SINK.

C6 PROVIDE AND INSTALL 220 V MINI SPLIT DUCTLESS AC/HEAT UNIT WITH FLOOR STAND HEAT PUMP OUTSIDE, COORDINATE THE ELECTRICAL REQUIREMENT.

C7 PROVIDE AND INSTALL TANKLESS WATER HEATER

C8 PROVIDE AND INSTALL 220 V INDOOR AC UNIT.

C9 PROVIDE AND INSTALL STACKABLE WASHER AND DRYER MACHINE IN THE LAUNDRY CLOSET WITH WATER HAMMER ARRESTOR. A MINIMUM 4" MOISTURE EXHAUST DUCT MUST BE PROVIDED (CMC 504.4.2) DRYER EXHAUST CANNOT EXCEED 14 FT. WITH A MAXIMUM OF TWO 90 DEG. ELBOWS (CMC 504.4.2.1). DUCT IS ALL THE WAY TO THE ROOF.

LEGEND

F1 — 6 INCH ROUND LED RECESSED LIGHT, FIXTURES TO BE LISTED FOR ZERO CLEARANCE INSULATION CONTACT (IC) BY UL OR OTHER NATIONALLY RECOGNIZED TESTING/RATING LABORATORY. CEC 150(K)(1)(C).

F3 — WALL UP AND DOWN LED SCONCE (OUTDOOR LIGHTS SHALL BE WITH AUTOMATIC TIME SWITCH AS WELL AS PHOTOCELL) CONTROLLED BY THE SWITCH INSIDE ADU

F4 — BATHROOM LED WALL LIGHT ABOVE MIRROR

F6 — LINEAR LED LIGHT UNDER KITCHEN UP CABINET CONTROLLED BY LIGHT SWITCH

SD — SMOKE DETECTOR,
SMOKE ALARM SHALL BE INTERCONNECTED HARD-WIRED WITH BATTERY BACKUP AND SHALL BE INSTALLED IN ACCORDANCE WITH NFPA 72. "
6'-0" TO 10'-0" FROM COOKING RANGE SHOULD BE PHOTOELECTRIC

CM — CARBON MONOXIDE ALARM,
CARBON MONOXIDE ALARM SHALL BE INTERCONNECTED HARD-WIRED WITH BATTERY BACKUP

G — DUPLEX GROUND FAULT CIRCUIT INTERRUPTER OUTLET@12" A.F.F. U.O.N
PROVIDE WEATHER PROOF ENCLOSURES AND GFCI PROTECTED FOR ALL EXTERIOR OUTLETS.
DUPLEX ELECTRICAL ARC FAULT CIRCUIT INTERRUPTER OUTLET WALL MOUNTED@12"A.F.F. U.O.N

CEILING ENERGY STAR EXHAUST FAN WITH HUMISTAT UNIT SHALL DELIVER AT LEAST 110 CFM

$ — MANUAL ON/OFF LIGHT SWITCH

$D — DIMMABLE LIGHT SWITCH

$M — VACANCY OR OCCUPANCY SENSOR WITH AUTOMATIC OFF FUNCTION LIGHT SWITCH

NEW PARTITION/ELEMENTS

DEMOLISHED PARTITION/ELEMENTS

EXISTING PARTITION/ELEMENTS

1HR FIRE RATED PARTITION, SEE 7/A5.06

X.XX — DOOR TAG, SEE A5.01.

X — WINDOW TAG, SEE A5.01.

B 8'-0"A.F.F. — WATER-RESISTANT GYP.BD CEILING, 8'-0" HIGH FROM FINISH FLOOR

WALL TYPES

A — INTERIOR PARTITION WALL, (E)2X 4 WD.STUD@16" O.C. 5/8" GYP.BD@NON-RESTROOM SIDE, 5/8" WATER RESISTANT CEMENT BOARD@RESTROOM SIDE. SEE DETAIL IN 2A5.04.

B — EXTERIOR WALL, (E)2X 4 WD.STUD@16" O.C. 5/8" GYP.BD INSIDE, EXTERIOR STUCCO & SHEATHING, SEE DETAIL IN 1/A5.04.

C — EXTERIOR 1 HR RATED WALL, (E)2X 4 WD.STUD@16" O.C. 5/8" TYPE 'X' GYP.BD INSIDE, EXTERIOR STUCCO & SHEATHING, SEE DETAIL IN 3A5.04.

D — EXTERIOR 1 HR RATED WALL, (N)2X 4 WD.STUD@16" O.C. 1/2" TYPE 'X' GYP.BD INSIDE, EXTERIOR STUCCO & SHEATHING, SEE DETAIL IN 3A5.04.

E — INTERIOR 1 HR RATED WALL PARTITION WALL, (N)2X 4 WD.STUD@16" O.C. 1/2" GYP.BD@NON-RESTROOM SIDE, 5/8" WATER RESISTANT CEMENT BOARD@RESTROOM SIDE. SEE DETAIL IN 3A5.04.

JZ PLANS DESIGN

PROJECT DESIGNER
JUSTIN ZHOU
TEL: 213-806-0203
EMAIL: Justinz@JZplans.com
ADDS: 3837 GIRARD AVE, CULVER CITY, CA 90232

PROJECT

56TH PROJECT

2632 E 56TH ST, HUNTINGTON PARK, CA 90255

CLIENT

2632 E 56TH ST, HUNTINGTON PARK, CA 90255
CLIENT: RICHARD RODRIGUEZ
TEL: 562 756 13 94
EMAIL: RICHARD@REVIVALESTATES.COM

CONSULTANTS

STRUCTURAL ENGINEER
WANG XI
TEL: 310-430-9131
EMAIL: structuralone.worxeng@gmail.com
ADDS: 22011 ROBIN ST, LAKE FOREST, CA 92646.

TITLE 24 CONSULTANTS
TITLE 24 ENERGY COMPLIANCE, LLC
TEL: 626.602.0525
EMAIL: mail@t24comply.com
ADDS: 2207 Merced Ave, South El Monte, CA 91733

ISSUES

No.	Submittal	Date
1	1ST PROPOSAL SUBMISSION	12/16/2025

25_20036 **JOB NUMBER**

GROUND FLOOR 1

A1.21

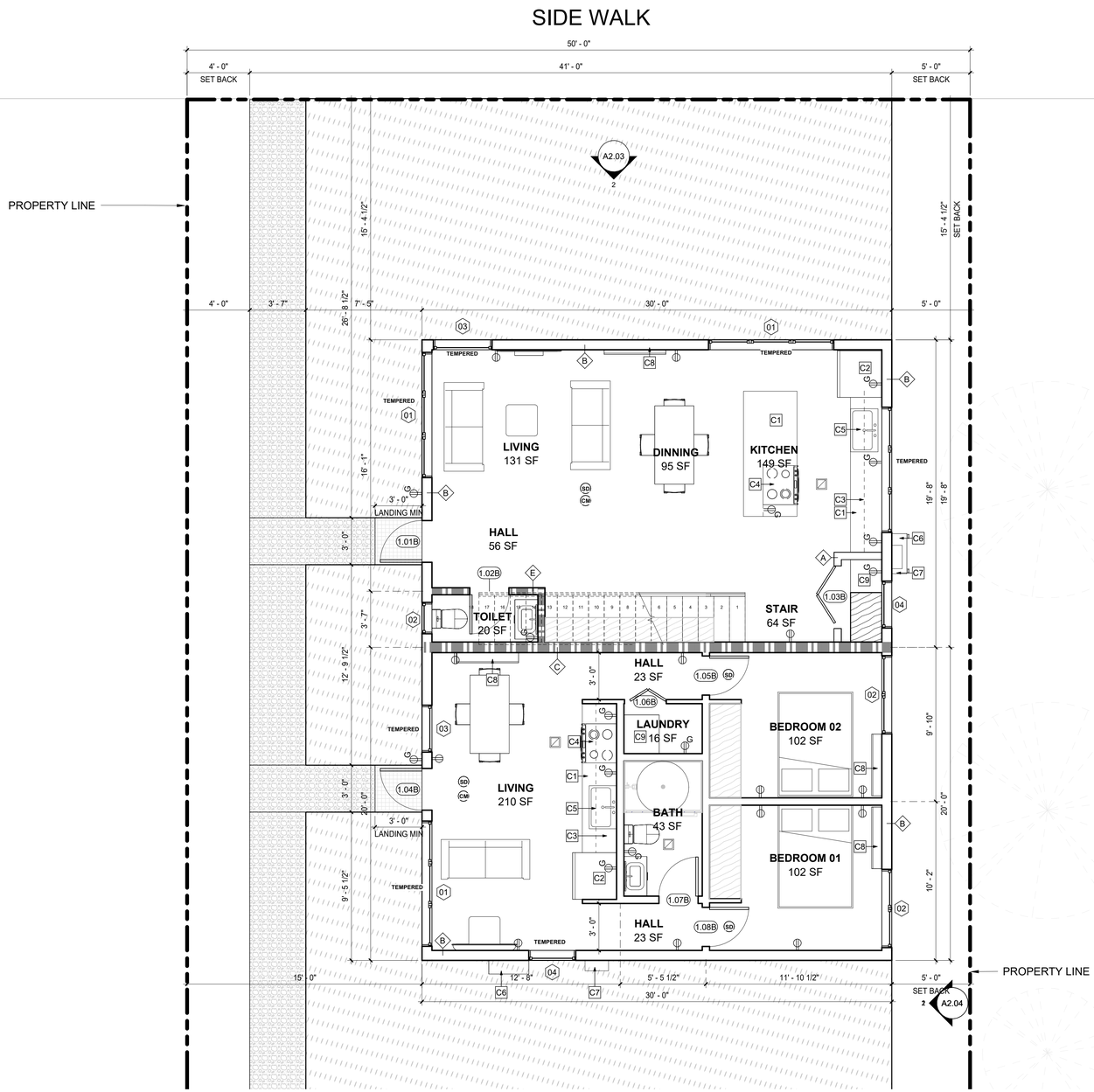

GROUND FLOOR 2

Scale: 1/4" = 1'-0"

N

1

FLOOR PLAN GENERAL NOTES

1. ALL DIMENSIONS ARE FROM FINISH TO FINISH.
2. ALL NEW ELECTRICAL OUTLETS IN WET AREAS WILL BE GFCI AND PROVIDE ARC-FAULT RECEPTACLES AND TAPER PROOF.
3. PLUMBING FIXTURES ARE REQUIRED TO BE CONNECTED TO A SANITARY SEWER OR TO APPROVED SEWAGE DISPOSAL SYSTEM. (R306.3)
4. KITCHEN SINKS, LAVATORIES, BATHTUBS, SHOWERS, BIDETS, LAUNDRY TUBS AND WASHING MACHINE OUTLETS SHALL BE PROVIDED WITH HOT AND COLD WATER AND CONNECTED TO AN APPROVED WATER SUPPLY. (R306.4)
5. BATHTUB AND SHOWER FLOORS, WALLS ABOVE BATHTUBS WITH A SHOWERHEAD, AND SHOWER COMPARTMENTS SHALL BE FINISHED WITH NONABSORBENT SURFACE. SUCH WALL SURFACES SHALL EXTEND TO A HEIGHT OF NOT LESS THAN 6'-0" ABOVE THE FLOOR (R307.2)
6. WATER HEATER MUST BE STRAPPED TO WALL.
7. ALL INTERIOR AND EXTERIOR STAIRWAYS SHALL BE ILLUMINATED (R303.7 & R303.8)
8. PROVIDE MIN 15" BETWEEN THE CENTER OF WATER CLOSET TOANY SIDE WALL
9. PROVIDE MIN 24" CLEAR SPACE IN FRONT OF ANY WATERCLOSET.
10. THE MEANS OF EGRESS SHALL PROVIDE A CONTINUOUS AND UNOBSTRUCTED PATH OF VERTICAL AND HORIZONTAL EGRESS TRAVEL FROM ALL PORTIONS OF THE DWELLING TO THE EXTERIOR OF THE DWELLING AT THE REQUIRED EGRESS DOOR WITHOUT REQUIRING TRAVEL THROUGH A GARAGE. THE REQUIRED EGRESS DOOR SHALL OPEN DIRECTLY INTO A PUBLIC WAY OR TO A YARD OR COURT THAT OPENS TO A PUBLIC WAY. (R311.1)
11. ALL INSTALLED LUMINARIES TO BE HIGH-EFFICACY IN ACOORDIANCE WITH CEnergyC TABLE 150.0-A. CEnergyC 150(k)(1)(A)
12. BATHROOMS CONTAINING A BATHTUB, SHOWER, OR TUB/SHOWER SHALL BE MECHANICALLY VENTED FOR HUMIDITY CONTROL.

DEMOLITION KEYNOTE

D1	DEMOLISH THE ELEMENTS.

PROPOSED KEYNOTE

C1	PROVIDE AND INSTALL SOLID COUNTERTOP AND BASECABINET
C2	PROVIDE AND INSTALL FRIDGE AND UPCABINET
C3	PROVIDE AND INSTALL UP CABINET
C4	PROVIDE AND INSTALL GAS COOKTOP AND THE MICROWAVE WITH HOOD AND EXHUAST FAN ABOVE, MIN. 100CFM NON-RECIRCULATING EXHUAST FAN.
C5	PROVIDE AND INSTALL THE KITCHEN SINK.
C6	PROVIDE AND INSTALL 220 V MINI SPLIT DUCTLESS AC/HEAT UNIT WITH FLOOR STAND HEAT PUMP OUTSIDE, COORDINATE THE ELECTRICAL REQUIREMENT.
C7	PROVIDE AND INSTALL TANKLESS WATER HEATER
C8	PROVIDE AND INSTALL 220 V INDOOR AC UNIT.
C9	PROVIDE AND INSTALL STACKABLE WASHER AND DRYER MACHINE IN THE LAUNDRY CLOSET WITH WATER HAMMER ARRESTOR. A MINIMUM 4" MOISTURE EXHAUST DUCT MUST BE PROVIDED (CMC 504.4.2) DRYER EXHAUST CANNOT EXCEED 14 FT. WITH A MAXIMUM OF TWO 90 DEG. ELBOWS (CMC 504.4.2.1). DUCT IS ALL THE WAY TO THE ROOF.

LEGEND

F1	6 INCH ROUND LED RECESSED LIGHT, FIXTURES TO BE LISTED FOR ZERO CLEARANCE INSULATION CONTACT (IC) BY UL OR OTHER NATIONALLY RECOGNIZED TESTING/RATING LABORATORY. CEC 150(K)(1)(C).
F3	WALL UP AND DOWN LED SCONCE (OUTDOOR LIGHTS SHALL BE WITH AUTOMATIC TIME SWITCH AS WELL AS PHOTOCELL) CONTROLLED BY THE SWITCH INSIDE ADU
F4	BATHROOM LED WALL LIGHT ABOVE MIRROR
F6	LINEAR LED LIGHT UNDER KITCHEN UP CABINET CONTROLLED BY LIGHT SWITCH
SD	SMOKE DETECTOR, SMOKE ALARM SHALL BE INTERCONNECTED HARD-WIRED WITH BATTERY BACKUP AND SHALL BE INSTALLED IN ACCORDANCE WITH NFPA 72. " 6'-0" TO 10'-0" FROM COOKING RANGE SHOULD BE PHOTOELECTRIC
CM	CARBON MONOXIDE ALARM, CARBON MONOXIDE ALARM SHALL BE INTERCONNECTED HARD-WIRED WITH BATTERY BACKUP
G	DUPLEX GROUND FAULT CIRCUIT INTERRUPTER OUTLET@12" A.F.F. U.O.N PROVIDE WEATHER PROOF ENCLOSURES AND GFCI PROTECTED FOR ALL EXTERIOR OUTLETS.
	DUPLEX ELECTRICAL ARC FAULT CIRCUIT INTERRUPTER OUTLET WALL MOUNTED@12"A.F.F. U.O.N
	CEILING ENERGY STAR EXHAUST FAN WITH HUMISTAT UNIT SHALL DELIVER AT LEAST 110 CFM
$	MANUAL ON/OFF LIGHT SWITCH
$D	DIMMABLE LIGHT SWITCH
$M	VACANCY OR OCCUPANCY SENSOR WITH AUTOMATIC OFF FUNCTION LIGHT SWITCH
	NEW PARTITION/ELEMENTS
	DEMOLISHED PARTITION/ELEMENTS
	EXISTING PARTITION/ELEMENTS
	1HR FIRE RATED PARTITION, SEE 7/A5.06
X.XX	DOOR TAG, SEE A5.01.
X	WINDOW TAG, SEE A5.01.
B 8'-0"A.F.F.	WATER-RESISTANT GYP.BD CEILING, 8'-0" HIGH FROM FINISH FLOOR

WALL TYPES

A	INTERIOR PARTITION WALL, (E)2X 4 WD.STUD@16" O.C. 5/8" GYP.BD@NON-RESTROOM SIDE, 5/8" WATER RESISTANT CEMENT BOARD@RESTROOM SIDE. SEE DETAIL IN 2A5.04.
B	EXTERIOR WALL, (E)2X 4 WD.STUD@16" O.C. 5/8" GYP.BD INSIDE, EXTERIOR STUCCO & SHEATHING, SEE DETAIL IN 1/A5.04.
C	EXTERIOR 1 HR RATED WALL, (E)2X 4 WD.STUD@16" O.C. 5/8" TYPE 'X' GYP.BD INSIDE, EXTERIOR STUCCO & SHEATHING, SEE DETAIL IN 3A5.04.
D	EXTERIOR 1 HR RATED WALL, (N)2X 4 WD.STUD@16" O.C. 1/2" TYPE 'X' GYP.BD INSIDE, EXTERIOR STUCCO & SHEATHING, SEE DETAIL IN 3A5.04.
E	INTERIOR 1 HR RATED WALL PARTITION WALL, (N)2X 4 WD.STUD@16" O.C. 1/2" GYP.BD@NON-RESTROOM SIDE, 5/8" WATER RESISTANT CEMENT BOARD@RESTROOM SIDE. SEE DETAIL IN 3A5.04.

JZ PLANS DESIGN

PROJECT DESIGNER
JUSTIN ZHOU
TEL: 213-806-0203
EMAIL: Justinz@JZplans.com
ADDS: 3837 GIRARD AVE, CULVER CITY, CA 90232

PROJECT

56TH PROJECT

2632 E 56TH ST, HUNTINGTON PARK, CA 90255

CLIENT

2632 E 56TH ST, HUNTINGTON PARK, CA 90255
CLIENT: RICHARD RODRIGUEZ
TEL: 562 756 13 94
EMAIL: RICHARD@REVIVALESTATES.COM

CONSULTANTS

STRUCTURAL ENGINEER
WANG XI
TEL: 310-430-9131
EMAIL: structuralone.worxeng@gmail.com
ADDS: 22011 ROBIN ST, LAKE FOREST, CA 92646.

TITLE 24 CONSULTANTS
TITLE 24 ENERGY COMPLIANCE, LLC
TEL: 626.602.0525
EMAIL: mail@t24comply.com
ADDS: 2207 Merced Ave, South El Monte, CA 91733

ISSUES

No.	Submittal	Date
1	1ST PROPOSAL SUBMISSION	12/16/2025

25_20036

JOB NUMBER

GROUND FLOOR 2

A1.22

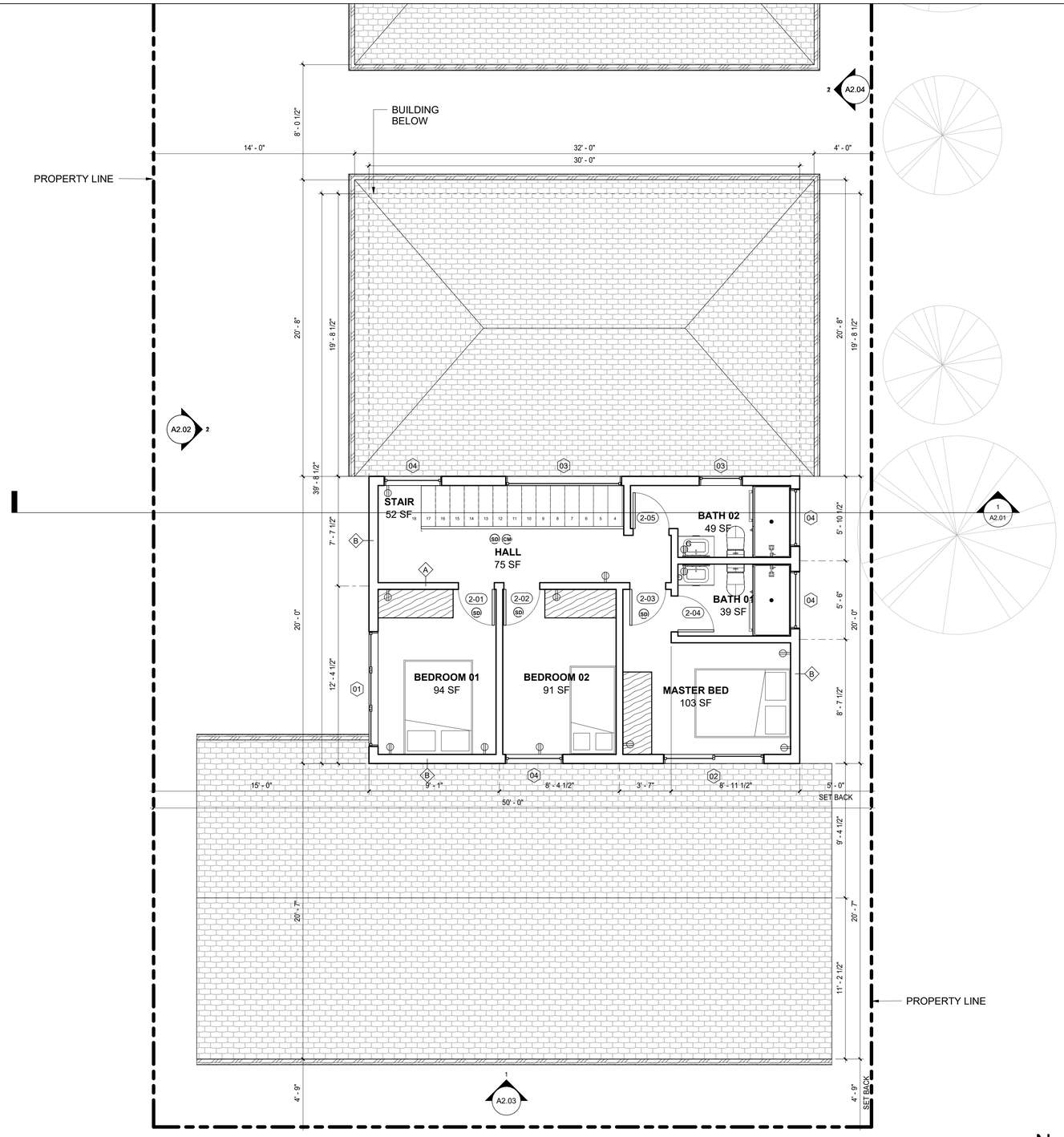

SECOND FLOOR 1
Scale: 1/4" = 1'-0"

N

FLOOR PLAN GENERAL NOTES

1. ALL DIMENSIONS ARE FROM FINISH TO FINISH.
2. ALL NEW ELECTRICAL OUTLETS IN WET AREAS WILL BE GFCI AND PROVIDE ARC-FAULT RECEPTACLES AND TAPER PROOF.
3. PLUMBING FIXTURES ARE REQUIRED TO BE CONNECTED TO A SANITARY SEWER OR TO APPROVED SEWAGE DISPOSAL SYSTEM. (R306.3)
4. KITCHEN SINKS, LAVATORIES, BATHTUBS, SHOWERS, BIDETS, LAUNDRY TUBS AND WASHING MACHINE OUTLETS SHALL BE PROVIDED WITH HOT AND COLD WATER AND CONNECTED TO AN APPROVED WATER SUPPLY. (R306.4)
5. BATHTUB AND SHOWER FLOORS, WALLS ABOVE BATHTUBS WITH A SHOWERHEAD, AND SHOWER COMPARTMENTS SHALL BE FINISHED WITH NONABSORBENT SURFACE. SUCH WALL SURFACES SHALL EXTEND TO A HEIGHT OF NOT LESS THAN 6'-0" ABOVE THE FLOOR (R307.2)
6. WATER HEATER MUST BE STRAPPED TO WALL.
7. ALL INTERIOR AND EXTERIOR STAIRWAYS SHALL BE ILLUMINATED (R303.7 & R303.8)
8. PROVIDE MIN 15" BETWEEN THE CENTER OF WATER CLOSET TOANY SIDE WALL
9. PROVIDE MIN 24" CLEAR SPACE IN FRONT OF ANY WATERCLOSET.
10. THE MEANS OF EGRESS SHALL PROVIDE A CONTINUOUS AND UNOBSTRUCTED PATH OF VERTICAL AND HORIZONTAL EGRESS TRAVEL FROM ALL PORTIONS OF THE DWELLING TO THE EXTERIOR OF THE DWELLING AT THE REQUIRED EGRESS DOOR WITHOUT REQUIRING TRAVEL THROUGH A GARAGE. THE REQUIRED EGRESS DOOR SHALL OPEN DIRECTLY INTO A PUBLIC WAY OR TO A YARD OR COURT THAT OPENS TO A PUBLIC WAY. (R311.1)
11. ALL INSTALLED LUMINARIES TO BE HIGH-EFFICACY IN ACOORDIANCE WITH CEnergyC TABLE 150.0-A. CEnergyC 150(k)(1)(A)
12. BATHROOMS CONTAINING A BATHTUB, SHOWER, OR TUB/SHOWER SHALL BE MECHANICALLY VENTED FOR HUMIDITY CONTROL.

DEMOLITION KEYNOTE

D1 DEMOLISH THE ELEMENTS.

PROPOSED KEYNOTE

C1 PROVIDE AND INSTALL SOLID COUNTERTOP AND BASECABINET

C2 PROVIDE AND INSTALL FRIDGE AND UPCABINET

C3 PROVIDE AND INSTALL UP CABINET

C4 PROVIDE AND INSTALL GAS COOKTOP AND THE MICROWAVE WITH HOOD AND EXHUAST FAN ABOVE, MIN. 100CFM NON-RECIRCULATING EXHUAST FAN.

C5 PROVIDE AND INSTALL THE KITCHEN SINK.

C6 PROVIDE AND INSTALL 220 V MINI SPLIT DUCTLESS AC/HEAT UNIT WITH FLOOR STAND HEAT PUMP OUTSIDE, COORDINATE THE ELECTRICAL REQUIREMENT.

C7 PROVIDE AND INSTALL TANKLESS WATER HEATER

C8 PROVIDE AND INSTALL 220 V INDOOR AC UNIT.

C9 PROVIDE AND INSTALL STACKABLE WASHER AND DRYER MACHINE IN THE LAUNDRY CLOSET WITH WATER HAMMER ARRESTOR. A MINIMUM 4" MOISTURE EXHAUST DUCT MUST BE PROVIDED (CMC 504.4.2) DRYER EXHAUST CANNOT EXCEED 14 FT. WITH A MAXIMUM OF TWO 90 DEG. ELBOWS (CMC 504.4.2.1). DUCT IS ALL THE WAY TO THE ROOF.

LEGEND

F1 — 6 INCH ROUND LED RECESSED LIGHT, FIXTURES TO BE LISTED FOR ZERO CLEARANCE INSULATION CONTACT (IC) BY UL OR OTHER NATIONALLY RECOGNIZED TESTING/RATING LABORATORY. CEC 150(K)(1)(C).

F3 — WALL UP AND DOWN LED SCONCE (OUTDOOR LIGHTS SHALL BE WITH AUTOMATIC TIME SWITCH AS WELL AS PHOTOCELL) CONTROLLED BY THE SWITCH INSIDE ADU

F4 — BATHROOM LED WALL LIGHT ABOVE MIRROR

F6 — LINEAR LED LIGHT UNDER KITCHEN UP CABINET CONTROLLED BY LIGHT SWITCH

SD — SMOKE DETECTOR,
SMOKE ALARM SHALL BE INTERCONNECTED HARD-WIRED WITH BATTERY BACKUP AND SHALL BE INSTALLED IN ACCORDANCE WITH NFPA 72. "
6'-0" TO 10'-0" FROM COOKING RANGE SHOULD BE PHOTOELECTRIC

CM — CARBON MONOXIDE ALARM,
CARBON MONOXIDE ALARM SHALL BE INTERCONNECTED HARD-WIRED WITH BATTERY BACKUP

G — DUPLEX GROUND FAULT CIRCUIT INTERRUPTER OUTLET@12" A.F.F. U.O.N
PROVIDE WEATHER PROOF ENCLOSURES AND GFCI PROTECTED FOR ALL EXTERIOR OUTLETS.

DUPLEX ELECTRICAL ARC FAULT CIRCUIT INTERRUPTER OUTLET WALL MOUNTED@12"A.F.F. U.O.N

CEILING ENERGY STAR EXHAUST FAN WITH HUMISTAT
UNIT SHALL DELIVER AT LEAST 110 CFM

$ — MANUAL ON/OFF LIGHT SWITCH

$D — DIMMABLE LIGHT SWITCH

$M — VACANCY OR OCCUPANCY SENSOR WITH AUTOMATIC OFF FUNCTION LIGHT SWITCH

NEW PARTITION/ELEMENTS

DEMOLISHED PARTITION/ELEMENTS

EXISTING PARTITION/ELEMENTS

1HR FIRE RATED PARTITION, SEE 7/A5.06

X.XX — DOOR TAG, SEE A5.01.

X — WINDOW TAG, SEE A5.01.

B 8'-0"A.F.F. — WATER-RESISTANT GYP.BD CEILING, 8'-0" HIGH FROM FINISH FLOOR

WALL TYPES

A — INTERIOR PARTITION WALL, (E)2X 4 WD.STUD@16" O.C. 5/8" GYP.BD@NON-RESTROOM SIDE, 5/8" WATER RESISTANT CEMENT BOARD@RESTROOM SIDE. SEE DETAIL IN 6A5.06.

B — EXTERIOR WALL, (E)2X 4 WD.STUD@16" O.C. 5/8" GYP.BD INSIDE, EXTERIOR STUCCO & SHEATHING, SEE DETAIL IN 7/A5.06.

C — EXTERIOR 1 HR RATED WALL, (E)2X 4 WD.STUD@16" O.C. 5/8" TYPE 'X' GYP.BD INSIDE, EXTERIOR STUCCO & SHEATHING, SEE DETAIL IN 7/A5.06.

JZ PLANS DESIGN

PROJECT DESIGNER
JUSTIN ZHOU
TEL: 213-806-0203
EMAIL: Justinz@JZplans.com
ADDS: 3837 GIRARD AVE, CULVER CITY, CA 90232

PROJECT

56TH PROJECT

2632 E 56TH ST, HUNTINGTON PARK, CA 90255

CLIENT

2632 E 56TH ST, HUNTINGTON PARK, CA 90255
CLIENT: RICHARD RODRIGUEZ
TEL: 562 756 13 94
EMAIL: RICHARD@REVIVALESTATES.COM

CONSULTANTS

STRUCTURAL ENGINEER
WANG XI
TEL: 310-430-9131
EMAIL: structuralone.worxeng@gmail.com
ADDS: 22011 ROBIN ST, LAKE FOREST, CA 92646.

TITLE 24 CONSULTANTS
TITLE 24 ENERGY COMPLIANCE, LLC
TEL: 626.602.0525
EMAIL: mail@t24comply.com
ADDS: 2207 Merced Ave, South El Monte, CA 91733

ISSUES

No.	Submittal	Date
1	1ST PROPOSAL SUBMISSION	12/16/2025

25_20036 **JOB NUMBER**

SECOND FLOOR 1

A1.23

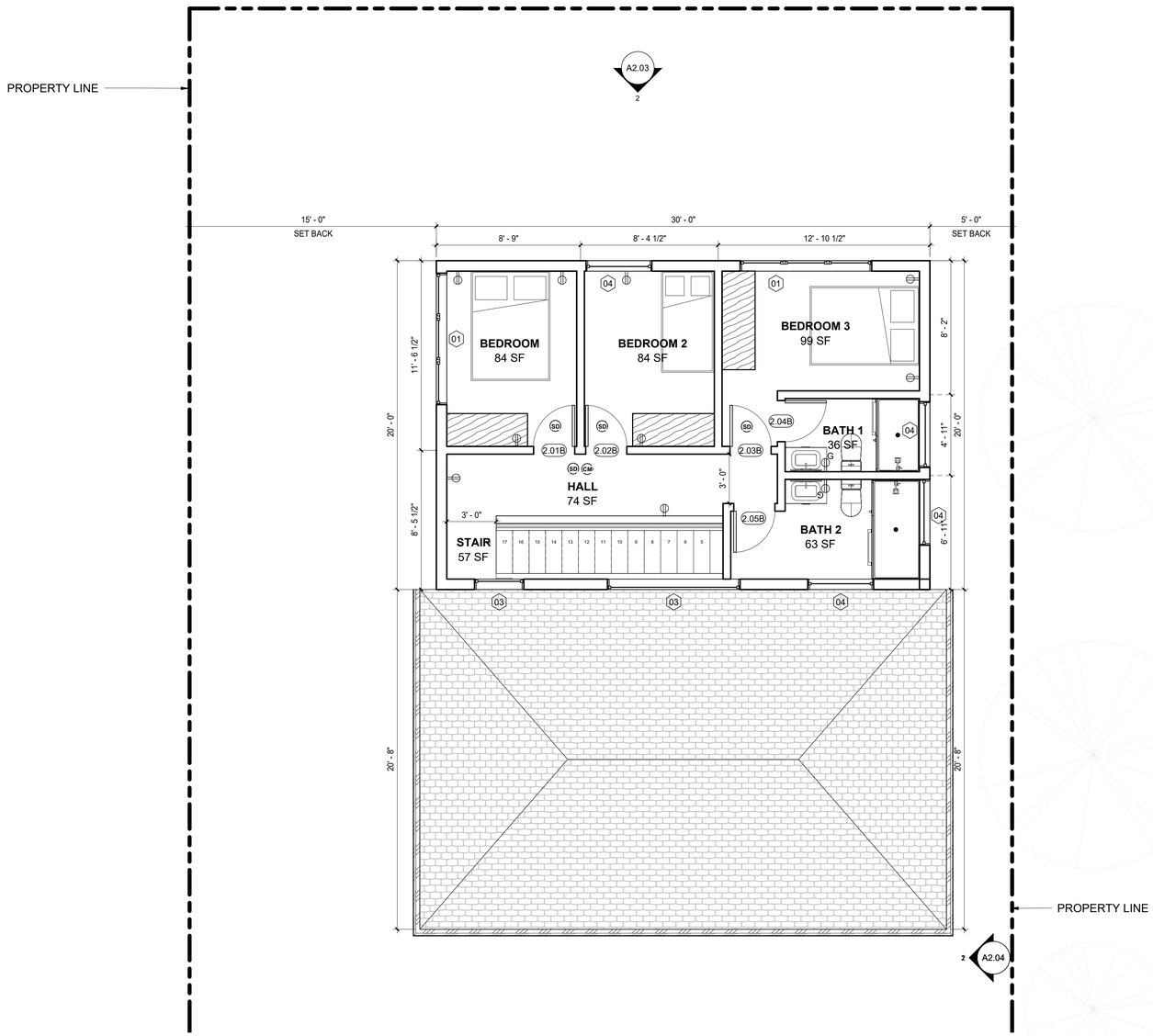

SECOND FLOOR 2
Scale: 1/4" = 1'-0"

1

N

FLOOR PLAN GENERAL NOTES

1. ALL DIMENSIONS ARE FROM FINISH TO FINISH.
2. ALL NEW ELECTRICAL OUTLETS IN WET AREAS WILL BE GFCI AND PROVIDE ARC-FAULT RECEPTACLES AND TAPER PROOF.
3. PLUMBING FIXTURES ARE REQUIRED TO BE CONNECTED TO A SANITARY SEWER OR TO APPROVED SEWAGE DISPOSAL SYSTEM. (R306.3)
4. KITCHEN SINKS, LAVATORIES, BATHTUBS, SHOWERS, BIDETS, LAUNDRY TUBS AND WASHING MACHINE OUTLETS SHALL BE PROVIDED WITH HOT AND COLD WATER AND CONNECTED TO AN APPROVED WATER SUPPLY. (R306.4)
5. BATHTUB AND SHOWER FLOORS, WALLS ABOVE BATHTUBS WITH A SHOWERHEAD, AND SHOWER COMPARTMENTS SHALL BE FINISHED WITH NONABSORBENT SURFACE. SUCH WALL SURFACES SHALL EXTEND TO A HEIGHT OF NOT LESS THAN 6'-0" ABOVE THE FLOOR (R307.2)
6. WATER HEATER MUST BE STRAPPED TO WALL.
7. ALL INTERIOR AND EXTERIOR STAIRWAYS SHALL BE ILLUMINATED (R303.7 & R303.8)
8. PROVIDE MIN 15" BETWEEN THE CENTER OF WATER CLOSET TOANY SIDE WALL
9. PROVIDE MIN 24" CLEAR SPACE IN FRONT OF ANY WATERCLOSET.
10. THE MEANS OF EGRESS SHALL PROVIDE A CONTINUOUS AND UNOBSTRUCTED PATH OF VERTICAL AND HORIZONTAL EGRESS TRAVEL FROM ALL PORTIONS OF THE DWELLING TO THE EXTERIOR OF THE DWELLING AT THE REQUIRED EGRESS DOOR WITHOUT REQUIRING TRAVEL THROUGH A GARAGE. THE REQUIRED EGRESS DOOR SHALL OPEN DIRECTLY INTO A PUBLIC WAY OR TO A YARD OR COURT THAT OPENS TO A PUBLIC WAY. (R311.1)
11. ALL INSTALLED LUMINARIES TO BE HIGH-EFFICACY IN ACOORDIANCE WITH CEnergyC TABLE 150.0-A. CEnergyC 150(k)(1)(A)
12. BATHROOMS CONTAINING A BATHTUB, SHOWER, OR TUB/SHOWER SHALL BE MECHANICALLY VENTED FOR HUMIDITY CONTROL.

DEMOLITION KEYNOTE

D1 DEMOLISH THE ELEMENTS.

PROPOSED KEYNOTE

C1 PROVIDE AND INSTALL SOLID COUNTERTOP AND BASECABINET

C2 PROVIDE AND INSTALL FRIDGE AND UPCABINET

C3 PROVIDE AND INSTALL UP CABINET

C4 PROVIDE AND INSTALL GAS COOKTOP AND THE MICROWAVE WITH HOOD AND EXHUAST FAN ABOVE, MIN. 100CFM NON-RECIRCULATING EXHUAST FAN.

C5 PROVIDE AND INSTALL THE KITCHEN SINK.

C6 PROVIDE AND INSTALL 220 V MINI SPLIT DUCTLESS AC/HEAT UNIT WITH FLOOR STAND HEAT PUMP OUTSIDE, COORDINATE THE ELECTRICAL REQUIREMENT.

C7 PROVIDE AND INSTALL TANKLESS WATER HEATER

C8 PROVIDE AND INSTALL 220 V INDOOR AC UNIT.

C9 PROVIDE AND INSTALL STACKABLE WASHER AND DRYER MACHINE IN THE LAUNDRY CLOSET WITH WATER HAMMER ARRESTOR. A MINIMUM 4" MOISTURE EXHAUST DUCT MUST BE PROVIDED (CMC 504.4.2) DRYER EXHAUST CANNOT EXCEED 14 FT. WITH A MAXIMUM OF TWO 90 DEG. ELBOWS (CMC 504.4.2.1). DUCT IS ALL THE WAY TO THE ROOF.

LEGEND

F1 — 6 INCH ROUND LED RECESSED LIGHT, FIXTURES TO BE LISTED FOR ZERO CLEARANCE INSULATION CONTACT (IC) BY UL OR OTHER NATIONALLY RECOGNIZED TESTING/RATING LABORATORY. CEC 150(K)(1)(C).

F3 — WALL UP AND DOWN LED SCONCE (OUTDOOR LIGHTS SHALL BE WITH AUTOMATIC TIME SWITCH AS WELL AS PHOTOCELL) CONTROLLED BY THE SWITCH INSIDE ADU

F4 — BATHROOM LED WALL LIGHT ABOVE MIRROR

F6 — LINEAR LED LIGHT UNDER KITCHEN UP CABINET CONTROLLED BY LIGHT SWITCH

SD — SMOKE DETECTOR,
SMOKE ALARM SHALL BE INTERCONNECTED HARD-WIRED WITH BATTERY BACKUP AND SHALL BE INSTALLED IN ACCORDANCE WITH NFPA 72."
6'-0" TO 10'-0" FROM COOKING RANGE SHOULD BE PHOTOELECTRIC

CM — CARBON MONOXIDE ALARM,
CARBON MONOXIDE ALARM SHALL BE INTERCONNECTED HARD-WIRED WITH BATTERY BACKUP

G — DUPLEX GROUND FAULT CIRCUIT INTERRUPTER OUTLET@12" A.F.F. U.O.N
PROVIDE WEATHER PROOF ENCLOSURES AND GFCI PROTECTED FOR ALL EXTERIOR OUTLETS.

DUPLEX ELECTRICAL ARC FAULT CIRCUIT INTERRUPTER OUTLET WALL MOUNTED@12"A.F.F. U.O.N

CEILING ENERGY STAR EXHAUST FAN WITH HUMISTAT UNIT SHALL DELIVER AT LEAST 110 CFM

$ — MANUAL ON/OFF LIGHT SWITCH

$D — DIMMABLE LIGHT SWITCH

$M — VACANCY OR OCCUPANCY SENSOR WITH AUTOMATIC OFF FUNCTION LIGHT SWITCH

NEW PARTITION/ELEMENTS

DEMOLISHED PARTITION/ELEMENTS

X.XX — DOOR TAG, SEE A5.01.

X — WINDOW TAG, SEE A5.01.

EXISTING PARTITION/ELEMENTS

B 8'-0"A.F.F. — WATER-RESISTANT GYP.BD CEILING, 8'-0" HIGH FROM FINISH FLOOR

1HR FIRE RATED PARTITION, SEE 7/A5.06

WALL TYPES

A — INTERIOR PARTITION WALL, (E)2X 4 WD.STUD@16" O.C. 5/8" GYP.BD@NON-RESTROOM SIDE, 5/8" WATER RESISTANT CEMENT BOARD@RESTROOM SIDE. SEE DETAIL IN 6A5.06.

B — EXTERIOR WALL, (E)2X 4 WD.STUD@16" O.C. 5/8" GYP.BD INSIDE, EXTERIOR STUCCO & SHEATHING, SEE DETAIL IN 7/A5.06.

C — EXTERIOR 1 HR RATED WALL, (E)2X 4 WD.STUD@16" O.C. 5/8" TYPE 'X' GYP.BD INSIDE, EXTERIOR STUCCO & SHEATHING, SEE DETAIL IN 7/A5.06.

JZ PLANS DESIGN

PROJECT DESIGNER
JUSTIN ZHOU
TEL: 213-806-0203
EMAIL: Justinz@JZplans.com
ADDS: 3837 GIRARD AVE, CULVER CITY, CA 90232

PROJECT

56TH PROJECT

2632 E 56TH ST, HUNTINGTON PARK, CA 90255

CLIENT

2632 E 56TH ST, HUNTINGTON PARK, CA 90255
CLIENT: RICHARD RODRIGUEZ
TEL: 562 756 13 94
EMAIL: RICHARD@REVIVALESTATES.COM

CONSULTANTS

STRUCTURAL ENGINEER
WANG XI
TEL: 310-430-9131
EMAIL: structuralone.worxeng@gmail.com
ADDS: 22011 ROBIN ST, LAKE FOREST, CA 92646.

TITLE 24 CONSULTANTS
TITLE 24 ENERGY COMPLIANCE, LLC
TEL: 626.602.0525
EMAIL: mail@t24comply.com
ADDS: 2207 Merced Ave, South El Monte, CA 91733

ISSUES

No.	Submittal	Date
1	1ST PROPOSAL SUBMISSION	12/16/2025

25_20036 **JOB NUMBER**

SECOND FLOOR 2

A1.24

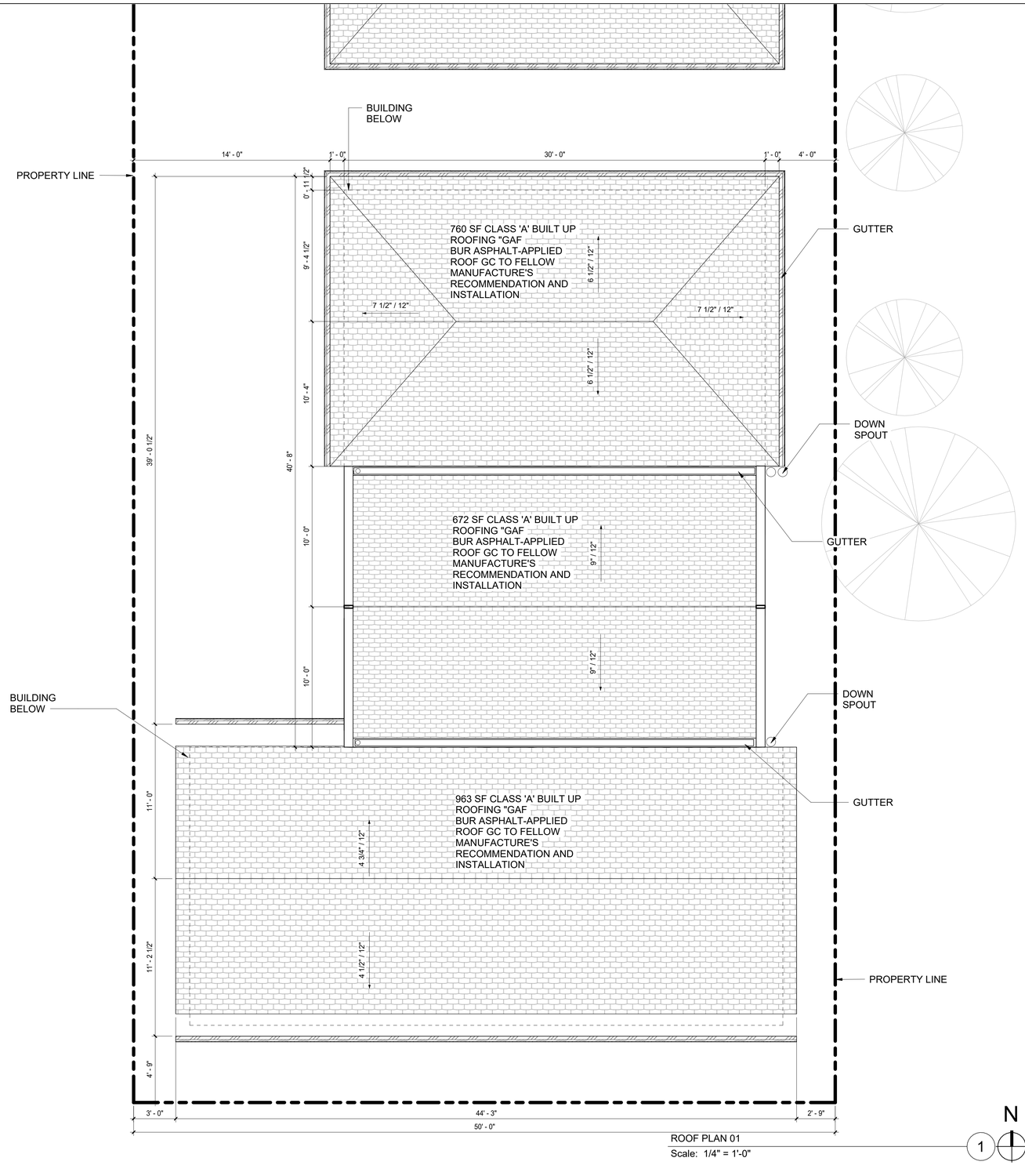

ROOF PLAN 01
Scale: 1/4" = 1'-0"

FLOOR PLAN GENERAL NOTES

1. ALL DIMENSIONS ARE FROM FINISH TO FINISH.
2. ALL NEW ELECTRICAL OUTLETS IN WET AREAS WILL BE GFCI AND PROVIDE ARC-FAULT RECEPTACLES AND TAPER PROOF.
3. PLUMBING FIXTURES ARE REQUIRED TO BE CONNECTED TO A SANITARY SEWER OR TO APPROVED SEWAGE DISPOSAL SYSTEM. (R306.3)
4. KITCHEN SINKS, LAVATORIES, BATHTUBS, SHOWERS, BIDETS, LAUNDRY TUBS AND WASHING MACHINE OUTLETS SHALL BE PROVIDED WITH HOT AND COLD WATER AND CONNECTED TO AN APPROVED WATER SUPPLY. (R306.4)
5. BATHTUB AND SHOWER FLOORS, WALLS ABOVE BATHTUBS WITH A SHOWERHEAD, AND SHOWER COMPARTMENTS SHALL BE FINISHED WITH NONABSORBENT SURFACE. SUCH WALL SURFACES SHALL EXTEND TO A HEIGHT OF NOT LESS THAN 6'-0" ABOVE THE FLOOR (R307.2)
6. WATER HEATER MUST BE STRAPPED TO WALL.
7. ALL INTERIOR AND EXTERIOR STAIRWAYS SHALL BE ILLUMINATED (R303.7 & R303.8)
8. PROVIDE MIN 15" BETWEEN THE CENTER OF WATER CLOSET TOANY SIDE WALL
9. PROVIDE MIN 24" CLEAR SPACE IN FRONT OF ANY WATERCLOSET.
10. THE MEANS OF EGRESS SHALL PROVIDE A CONTINUOUS AND UNOBSTRUCTED PATH OF VERTICAL AND HORIZONTAL EGRESS TRAVEL FROM ALL PORTIONS OF THE DWELLING TO THE EXTERIOR OF THE DWELLING AT THE REQUIRED EGRESS DOOR WITHOUT REQUIRING TRAVEL THROUGH A GARAGE. THE REQUIRED EGRESS DOOR SHALL OPEN DIRECTLY INTO A PUBLIC WAY OR TO A YARD OR COURT THAT OPENS TO A PUBLIC WAY. (R311.1)
11. ALL INSTALLED LUMINARIES TO BE HIGH-EFFICACY IN ACOORDIANCE WITH CEnergyC TABLE 150.0-A. CEnergyC 150(k)(1)(A)
12. BATHROOMS CONTAINING A BATHTUB, SHOWER, OR TUB/SHOWER SHALL BE MECHANICALLY VENTED FOR HUMIDITY CONTROL.

DEMOLITION KEYNOTE

D1 DEMOLISH THE ELEMENTS.

PROPOSED KEYNOTE

C1 PROVIDE AND INSTALL SOLID COUNTERTOP AND BASECABINET

C2 PROVIDE AND INSTALL FRIDGE AND UPCABINET

C3 PROVIDE AND INSTALL UP CABINET

C4 PROVIDE AND INSTALL GAS COOKTOP AND THE MICROWAVE WITH HOOD AND EXHUAST FAN ABOVE, MIN. 100CFM NON-RECIRCULATING EXHUAST FAN.

C5 PROVIDE AND INSTALL THE KITCHEN SINK.

C6 PROVIDE AND INSTALL 220 V MINI SPLIT DUCTLESS AC/HEAT UNIT WITH FLOOR STAND HEAT PUMP OUTSIDE, COORDINATE THE ELECTRICAL REQUIREMENT.

C7 PROVIDE AND INSTALL TANKLESS WATER HEATER

C8 PROVIDE AND INSTALL 220 V INDOOR AC UNIT.

C9 PROVIDE AND INSTALL STACKABLE WASHER AND DRYER MACHINE IN THE LAUNDRY CLOSET WITH WATER HAMMER ARRESTOR. A MINIMUM 4" MOISTURE EXHAUST DUCT MUST BE PROVIDED (CMC 504.4.2) DRYER EXHAUST CANNOT EXCEED 14 FT. WITH A MAXIMUM OF TWO 90 DEG. ELBOWS (CMC 504.4.2.1). DUCT IS ALL THE WAY TO THE ROOF.

LEGEND

F1 — 6 INCH ROUND LED RECESSED LIGHT, FIXTURES TO BE LISTED FOR ZERO CLEARANCE INSULATION CONTACT (IC) BY UL OR OTHER NATIONALLY RECOGNIZED TESTING/RATING LABORATORY. CEC 150(K)(1)(C).

F3 — WALL UP AND DOWN LED SCONCE (OUTDOOR LIGHTS SHALL BE WITH AUTOMATIC TIME SWITCH AS WELL AS PHOTOCELL) CONTROLLED BY THE SWITCH INSIDE ADU

F4 — BATHROOM LED WALL LIGHT ABOVE MIRROR

F6 — LINEAR LED LIGHT UNDER KITCHEN UP CABINET CONTROLLED BY LIGHT SWITCH

SD — SMOKE DETECTOR, SMOKE ALARM SHALL BE INTERCONNECTED HARD-WIRED WITH BATTERY BACKUP AND SHALL BE INSTALLED IN ACCORDANCE WITH NFPA 72." 6'-0" TO 10'-0" FROM COOKING RANGE SHOULD BE PHOTOELECTRIC

CM — CARBON MONOXIDE ALARM, CARBON MONOXIDE ALARM SHALL BE INTERCONNECTED HARD-WIRED WITH BATTERY BACKUP

G — DUPLEX GROUND FAULT CIRCUIT INTERRUPTER OUTLET@12" A.F.F. U.O.N PROVIDE WEATHER PROOF ENCLOSURES AND GFCI PROTECTED FOR ALL EXTERIOR OUTLETS.

DUPLEX ELECTRICAL ARC FAULT CIRCUIT INTERRUPTER OUTLET WALL MOUNTED@12"A.F.F. U.O.N

CEILING ENERGY STAR EXHAUST FAN WITH HUMISTAT UNIT SHALL DELIVER AT LEAST 110 CFM

$ — MANUAL ON/OFF LIGHT SWITCH

$D — DIMMABLE LIGHT SWITCH

$M — VACANCY OR OCCUPANCY SENSOR WITH AUTOMATIC OFF FUNCTION LIGHT SWITCH

NEW PARTITION/ELEMENTS

DEMOLISHED PARTITION/ELEMENTS

EXISTING PARTITION/ELEMENTS

1HR FIRE RATED PARTITION, SEE 7/A5.06

X.XX — DOOR TAG, SEE A5.01.

X — WINDOW TAG, SEE A5.01.

B 8'-0"A.F.F. — WATER-RESISTANT GYP.BD CEILING, 8'-0" HIGH FROM FINISH FLOOR

WALL TYPES

A — INTERIOR PARTITION WALL, (E)2X 4 WD.STUD@16" O.C. 5/8" GYP.BD@NON-RESTROOM SIDE, 5/8" WATER RESISTANT CEMENT BOARD@RESTROOM SIDE. SEE DETAIL IN 6A5.06.

B — EXTERIOR WALL, (E)2X 4 WD.STUD@16" O.C. 5/8" GYP.BD INSIDE, EXTERIOR STUCCO & SHEATHING, SEE DETAIL IN 7/A5.06.

C — EXTERIOR 1 HR RATED WALL, (E)2X 4 WD.STUD@16" O.C. 5/8" TYPE 'X' GYP.BD INSIDE, EXTERIOR STUCCO & SHEATHING, SEE DETAIL IN 7/A5.06.

JZ PLANS DESIGN

PROJECT DESIGNER
JUSTIN ZHOU
TEL: 213-806-0203
EMAIL: Justinz@JZplans.com
ADDS: 3837 GIRARD AVE, CULVER CITY, CA 90232

PROJECT

56TH PROJECT

2632 E 56TH ST, HUNTINGTON PARK, CA 90255

CLIENT

2632 E 56TH ST, HUNTINGTON PARK, CA 90255
CLIENT: RICHARD RODRIGUEZ
TEL: 562 756 13 94
EMAIL: RICHARD@REVIVALESTATES.COM

CONSULTANTS

STRUCTURAL ENGINEER
WANG XI
TEL: 310-430-9131
EMAIL: structuralone.worxeng@gmail.com
ADDS: 22011 ROBIN ST, LAKE FOREST, CA 92646.

TITLE 24 CONSULTANTS
TITLE 24 ENERGY COMPLIANCE, LLC
TEL: 626.602.0525
EMAIL: mail@t24comply.com
ADDS: 2207 Merced Ave, South El Monte, CA 91733

ISSUES

No.	Submittal	Date
1	1ST PROPOSAL SUBMISSION	12/16/2025

25_20036 **JOB NUMBER**

ROOF PLAN 1

A1.30

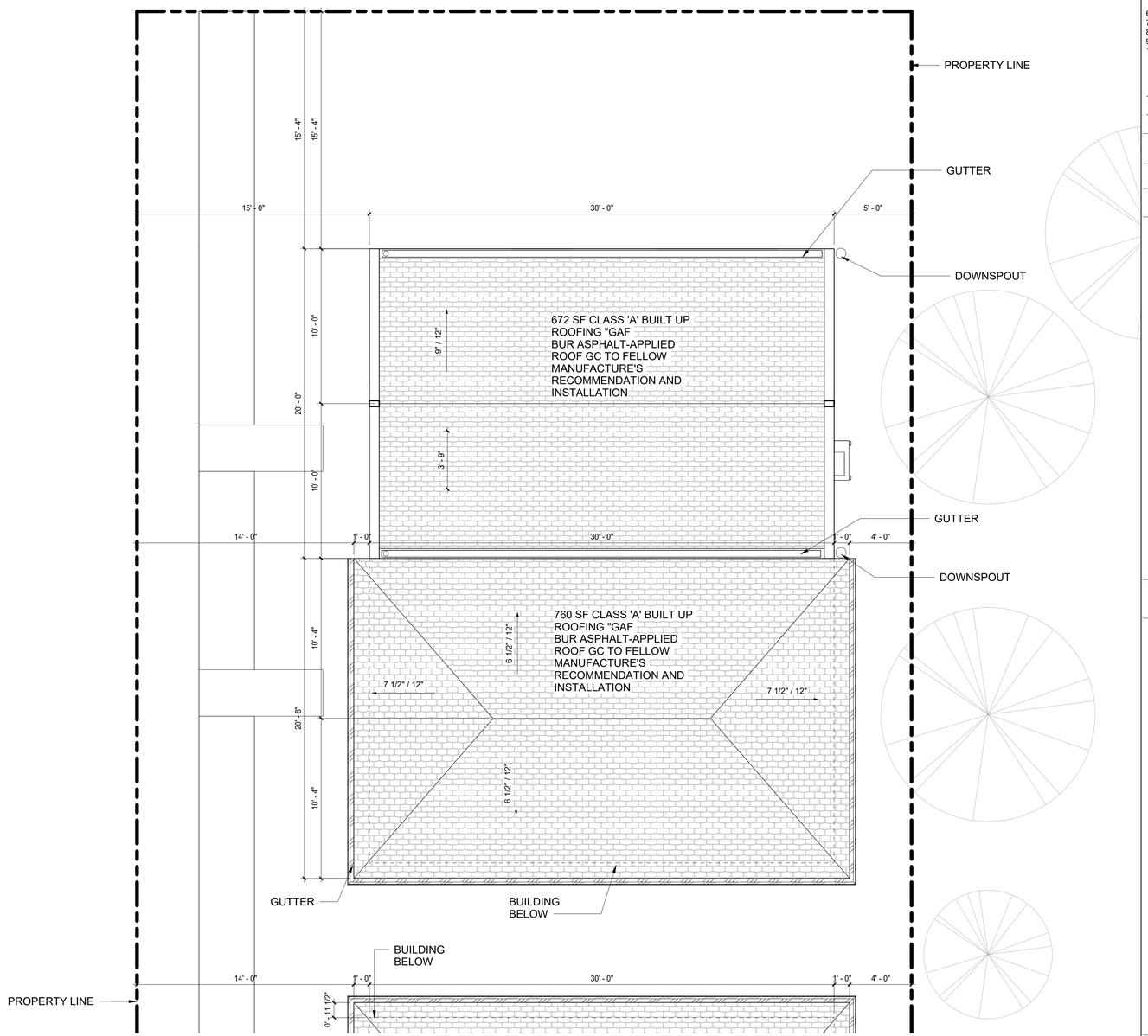

ROOF PLAN 02
Scale: 1/4" = 1'-0"

N

1

FLOOR PLAN GENERAL NOTES

1. ALL DIMENSIONS ARE FROM FINISH TO FINISH.
2. ALL NEW ELECTRICAL OUTLETS IN WET AREAS WILL BE GFCI AND PROVIDE ARC-FAULT RECEPTACLES AND TAPER PROOF.
3. PLUMBING FIXTURES ARE REQUIRED TO BE CONNECTED TO A SANITARY SEWER OR TO APPROVED SEWAGE DISPOSAL SYSTEM. (R306.3)
4. KITCHEN SINKS, LAVATORIES, BATHTUBS, SHOWERS, BIDETS, LAUNDRY TUBS AND WASHING MACHINE OUTLETS SHALL BE PROVIDED WITH HOT AND COLD WATER AND CONNECTED TO AN APPROVED WATER SUPPLY. (R306.4)
5. BATHTUB AND SHOWER FLOORS, WALLS ABOVE BATHTUBS WITH A SHOWERHEAD, AND SHOWER COMPARTMENTS SHALL BE FINISHED WITH NONABSORBENT SURFACE. SUCH WALL SURFACES SHALL EXTEND TO A HEIGHT OF NOT LESS THAN 6'-0" ABOVE THE FLOOR (R307.2)
6. WATER HEATER MUST BE STRAPPED TO WALL.
7. ALL INTERIOR AND EXTERIOR STAIRWAYS SHALL BE ILLUMINATED (R303.7 & R303.8)
8. PROVIDE MIN 15" BETWEEN THE CENTER OF WATER CLOSET TOANY SIDE WALL
9. PROVIDE MIN 24" CLEAR SPACE IN FRONT OF ANY WATERCLOSET.
10. THE MEANS OF EGRESS SHALL PROVIDE A CONTINUOUS AND UNOBSTRUCTED PATH OF VERTICAL AND HORIZONTAL EGRESS TRAVEL FROM ALL PORTIONS OF THE DWELLING TO THE EXTERIOR OF THE DWELLING AT THE REQUIRED EGRESS DOOR WITHOUT REQUIRING TRAVEL THROUGH A GARAGE. THE REQUIRED EGRESS DOOR SHALL OPEN DIRECTLY INTO A PUBLIC WAY OR TO A YARD OR COURT THAT OPENS TO A PUBLIC WAY. (R311.1)
11. ALL INSTALLED LUMINARIES TO BE HIGH-EFFICACY IN ACOORDIANCE WITH CEnergyC TABLE 150.0-A. CEnergyC 150(k)(1)(A)
12. BATHROOMS CONTAINING A BATHTUB, SHOWER, OR TUB/SHOWER SHALL BE MECHANICALLY VENTED FOR HUMIDITY CONTROL.

DEMOLITION KEYNOTE

D1 DEMOLISH THE ELEMENTS.

PROPOSED KEYNOTE

C1 PROVIDE AND INSTALL SOLID COUNTERTOP AND BASECABINET

C2 PROVIDE AND INSTALL FRIDGE AND UPCABINET

C3 PROVIDE AND INSTALL UP CABINET

C4 PROVIDE AND INSTALL GAS COOKTOP AND THE MICROWAVE WITH HOOD AND EXHUAST FAN ABOVE, MIN. 100CFM NON-RECIRCULATING EXHUAST FAN.

C5 PROVIDE AND INSTALL THE KITCHEN SINK.

C6 PROVIDE AND INSTALL 220 V MINI SPLIT DUCTLESS AC/HEAT UNIT WITH FLOOR STAND HEAT PUMP OUTSIDE, COORDINATE THE ELECTRICAL REQUIREMENT.

C7 PROVIDE AND INSTALL TANKLESS WATER HEATER

C8 PROVIDE AND INSTALL 220 V INDOOR AC UNIT.

C9 PROVIDE AND INSTALL STACKABLE WASHER AND DRYER MACHINE IN THE LAUNDRY CLOSET WITH WATER HAMMER ARRESTOR. A MINIMUM 4" MOISTURE EXHAUST DUCT MUST BE PROVIDED (CMC 504.4.2) DRYER EXHAUST CANNOT EXCEED 14 FT. WITH A MAXIMUM OF TWO 90 DEG. ELBOWS (CMC 504.4.2.1). DUCT IS ALL THE WAY TO THE ROOF.

LEGEND

F1 — 6 INCH ROUND LED RECESSED LIGHT, FIXTURES TO BE LISTED FOR ZERO CLEARANCE INSULATION CONTACT (IC) BY UL OR OTHER NATIONALLY RECOGNIZED TESTING/RATING LABORATORY. CEC 150(K)(1)(C).

F3 — WALL UP AND DOWN LED SCONCE (OUTDOOR LIGHTS SHALL BE WITH AUTOMATIC TIME SWITCH AS WELL AS PHOTOCELL) CONTROLLED BY THE SWITCH INSIDE ADU

F4 — BATHROOM LED WALL LIGHT ABOVE MIRROR

F6 — LINEAR LED LIGHT UNDER KITCHEN UP CABINET CONTROLLED BY LIGHT SWITCH

SD — SMOKE DETECTOR, SMOKE ALARM SHALL BE INTERCONNECTED HARD-WIRED WITH BATTERY BACKUP AND SHALL BE INSTALLED IN ACCORDANCE WITH NFPA 72. " 6'-0" TO 10'-0" FROM COOKING RANGE SHOULD BE PHOTOELECTRIC

CM — CARBON MONOXIDE ALARM, CARBON MONOXIDE ALARM SHALL BE INTERCONNECTED HARD-WIRED WITH BATTERY BACKUP

G — DUPLEX GROUND FAULT CIRCUIT INTERRUPTER OUTLET@12" A.F.F. U.O.N PROVIDE WEATHER PROOF ENCLOSURES AND GFCI PROTECTED FOR ALL EXTERIOR OUTLETS.

DUPLEX ELECTRICAL ARC FAULT CIRCUIT INTERRUPTER OUTLET WALL MOUNTED@12"A.F.F. U.O.N

CEILING ENERGY STAR EXHAUST FAN WITH HUMISTAT UNIT SHALL DELIVER AT LEAST 110 CFM

$ — MANUAL ON/OFF LIGHT SWITCH

$D — DIMMABLE LIGHT SWITCH

$M — VACANCY OR OCCUPANCY SENSOR WITH AUTOMATIC OFF FUNCTION LIGHT SWITCH

NEW PARTITION/ELEMENTS

DEMOLISHED PARTITION/ELEMENTS

EXISTING PARTITION/ELEMENTS

1HR FIRE RATED PARTITION, SEE 7/A5.06

X.XX — DOOR TAG, SEE A5.01.

X — WINDOW TAG, SEE A5.01.

B 8'-0"A.F.F. — WATER-RESISTANT GYP.BD CEILING, 8'-0" HIGH FROM FINISH FLOOR

WALL TYPES

A — INTERIOR PARTITION WALL, (E)2X 4 WD.STUD@16" O.C. 5/8" GYP.BD@NON-RESTROOM SIDE, 5/8" WATER RESISTANT CEMENT BOARD@RESTROOM SIDE. SEE DETAIL IN 6A5.06.

B — EXTERIOR WALL, (E)2X 4 WD.STUD@16" O.C. 5/8" GYP.BD INSIDE, EXTERIOR STUCCO & SHEATHING, SEE DETAIL IN 7/A5.06.

C — EXTERIOR 1 HR RATED WALL, (E)2X 4 WD.STUD@16" O.C. 5/8" TYPE 'X' GYP.BD INSIDE, EXTERIOR STUCCO & SHEATHING, SEE DETAIL IN 7/A5.06.

JZ PLANS DESIGN

PROJECT DESIGNER
JUSTIN ZHOU
TEL: 213-806-0203
EMAIL: Justinz@JZplans.com
ADDS: 3837 GIRARD AVE, CULVER CITY, CA 90232

PROJECT

56TH PROJECT

2632 E 56TH ST, HUNTINGTON PARK, CA 90255

CLIENT

2632 E 56TH ST, HUNTINGTON PARK, CA 90255
CLIENT: RICHARD RODRIGUEZ
TEL: 562 756 13 94
EMAIL: RICHARD@REVIVALESTATES.COM

CONSULTANTS

STRUCTURAL ENGINEER
WANG XI
TEL: 310-430-9131
EMAIL: structuralone.worxeng@gmail.com
ADDS: 22011 ROBIN ST, LAKE FOREST, CA 92646.

TITLE 24 CONSULTANTS
TITLE 24 ENERGY COMPLIANCE, LLC
TEL: 626.602.0525
EMAIL: mail@t24comply.com
ADDS: 2207 Merced Ave, South El Monte, CA 91733

ISSUES

No.	Submittal	Date
1	1ST PROPOSAL SUBMISSION	12/16/2025

25_20036
JOB NUMBER

ROOF PLAN 2

A1.31

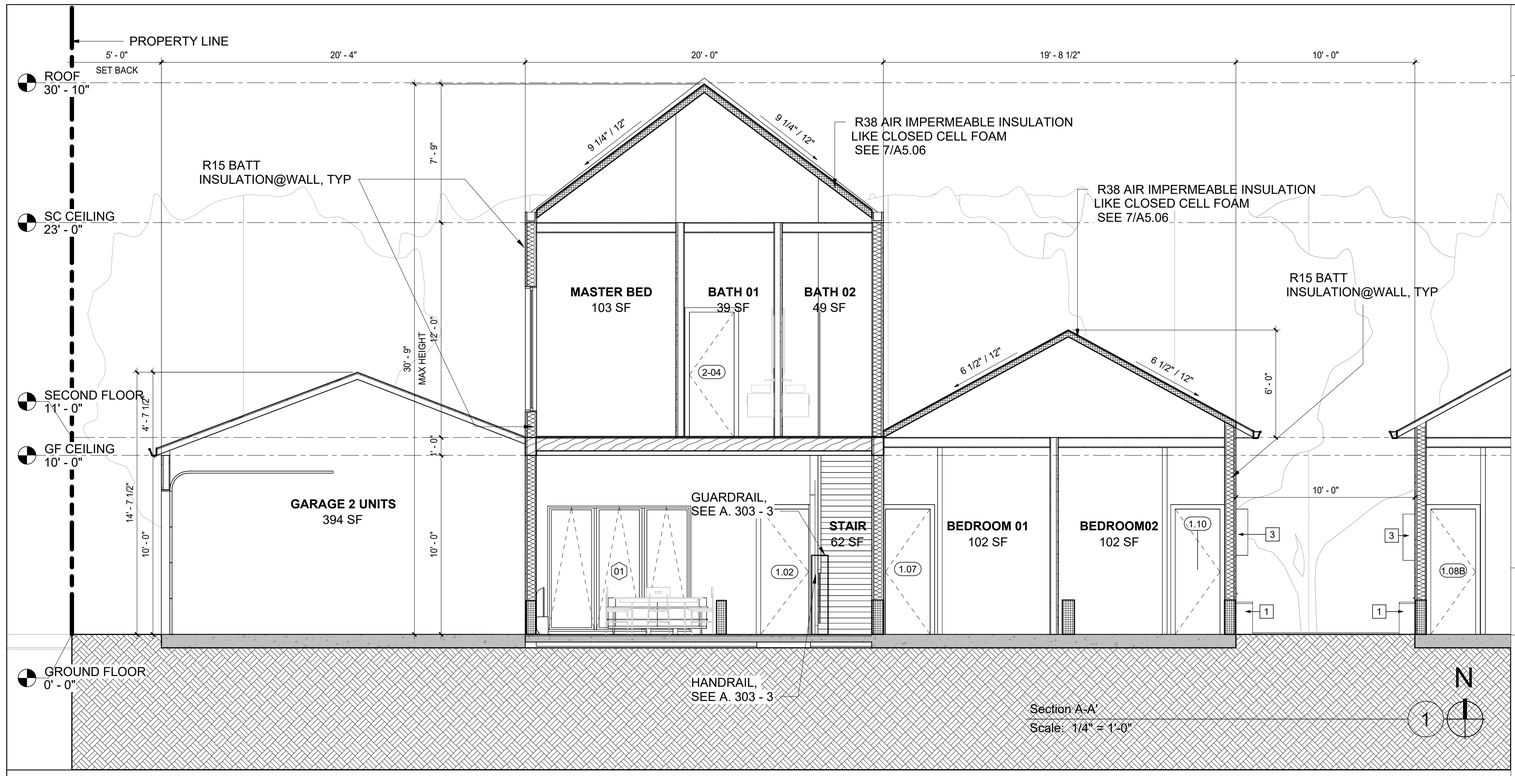

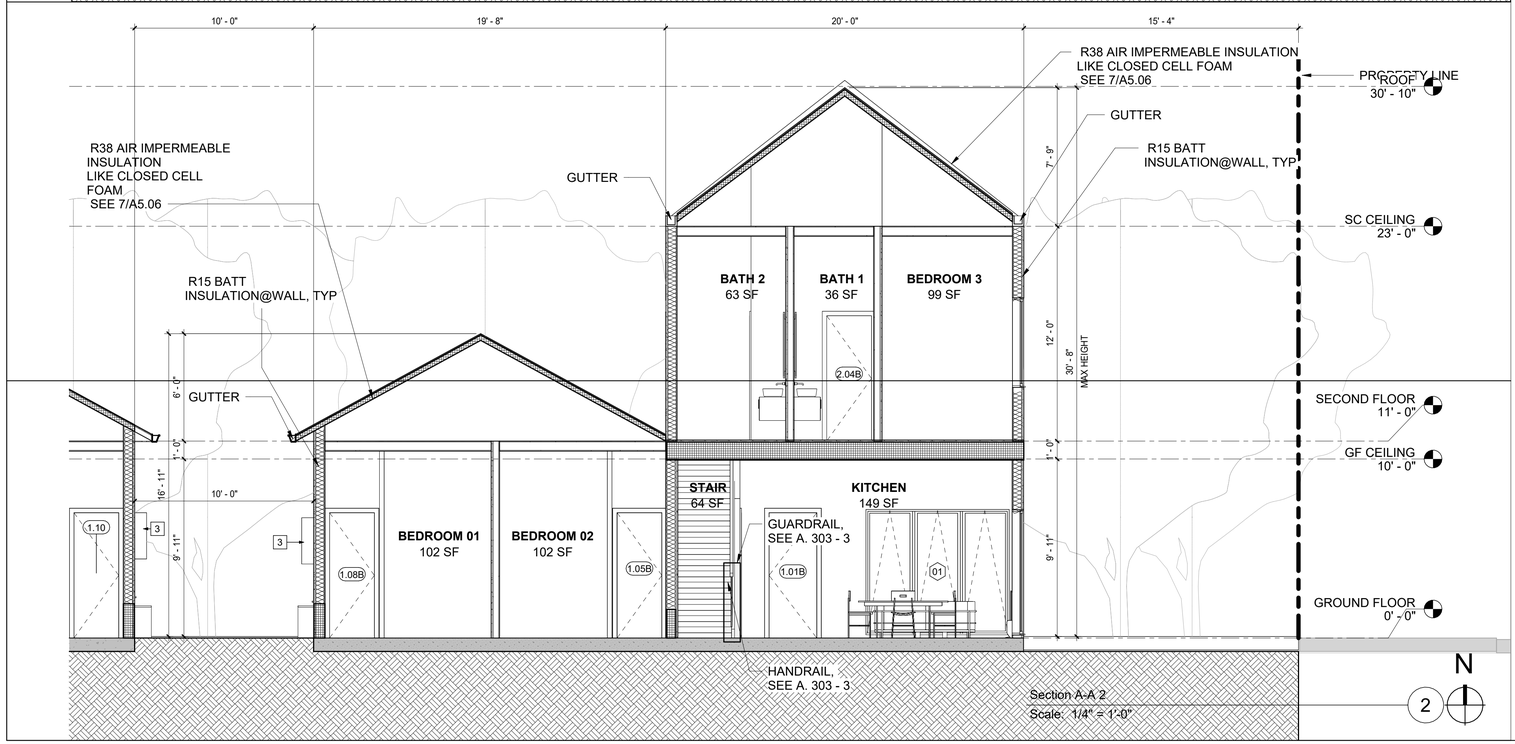

GENERAL NOTES

1. ALL EXTERIOR LIGHTING SHALL BE ENERGY EFFICIENT, ARCHITECTURALLY INTEGRATED, DIRECTED DOWNWARD AND AWAY FROM ADJACENT PROPERTIES, AND SHIELDED OR RECESSED TO CONFINE GLARE AND REFLECTIONS TO THE SUBJECT SITE.
2. P.L. = PROPERTY LINE, SFD = SINGLE FAMILY DWELLING, ADU = ASSISTIVE DEWELLING UNIT
3. SEE DOOR AND WINDOW SCHEDULE IN A5.01 FOR FURTHER INFORMATION.
4. SEE REFLECTED CEILING PLAN IN A1.21 FOR THE OUTDOOR LIGHT INFORMATION

KEYNOTES

1. PROVIDE AND INSTALL OUSITE AIR CONDITIONER UNIT, COORDINATE THE ELECTRICAL REQUIREMENT.
2. RAIN GUTTER AND DOWNSPOUT, MATERIAL TBD BY OWNER
3. PROVIDE AND INSTALL TANKLESS WATER HEATER.

JZ PLANS DESIGN

PROJECT DESIGNER
JUSTIN ZHOU
TEL: 213-806-0203
EMAIL: Justinz@JZplans.com
ADDS: 3837 GIRARD AVE, CULVER CITY, CA 90232

PROJECT

56TH PROJECT

2632 E 56TH ST, HUNTINGTON PARK, CA 90255

CLIENT

2632 E 56TH ST, HUNTINGTON PARK, CA 90255
CLIENT: RICHARD RODRIGUEZ
TEL: 562 756 13 94
EMAIL: RICHARD@REVIVALESTATES.COM

CONSULTANTS

STRUCTURAL ENGINEER
WANG XI
TEL: 310-430-9131
EMAIL: structuralone.worxeng@gmail.com
ADDS: 22011 ROBIN ST, LAKE FOREST, CA 92646.

TITLE 24 CONSULTANTS
TITLE 24 ENERGY COMPLIANCE, LLC
TEL: 626.602.0525
EMAIL: mail@t24comply.com
ADDS: 2207 Merced Ave, South El Monte, CA 91733

ISSUES

No.	Submittal	Date
1	1ST PROPOSAL SUBMISSION	12/16/2025

25_20036
JOB NUMBER

SECTIONS

A2.00

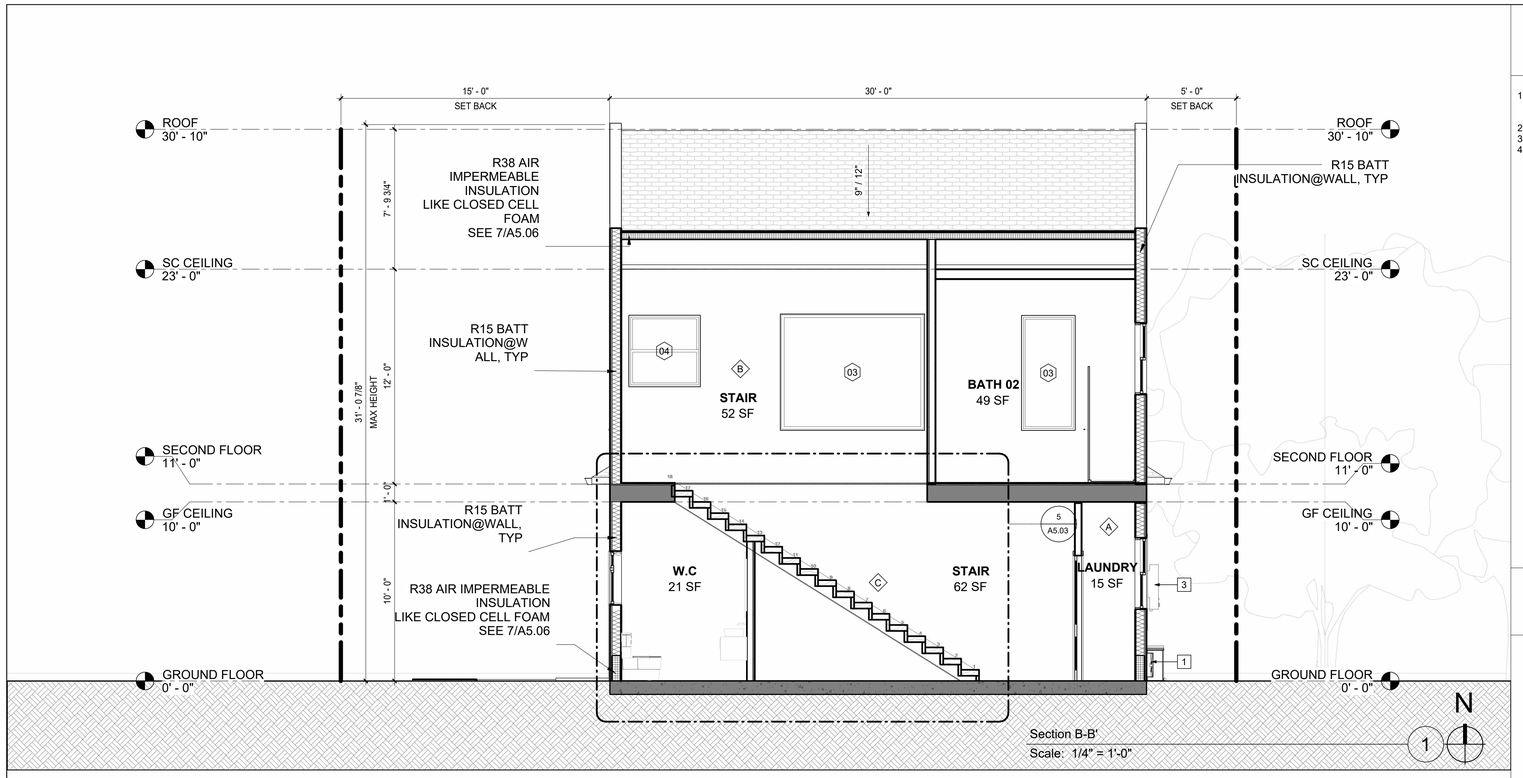

Section B-B'
Scale: 1/4" = 1'-0"

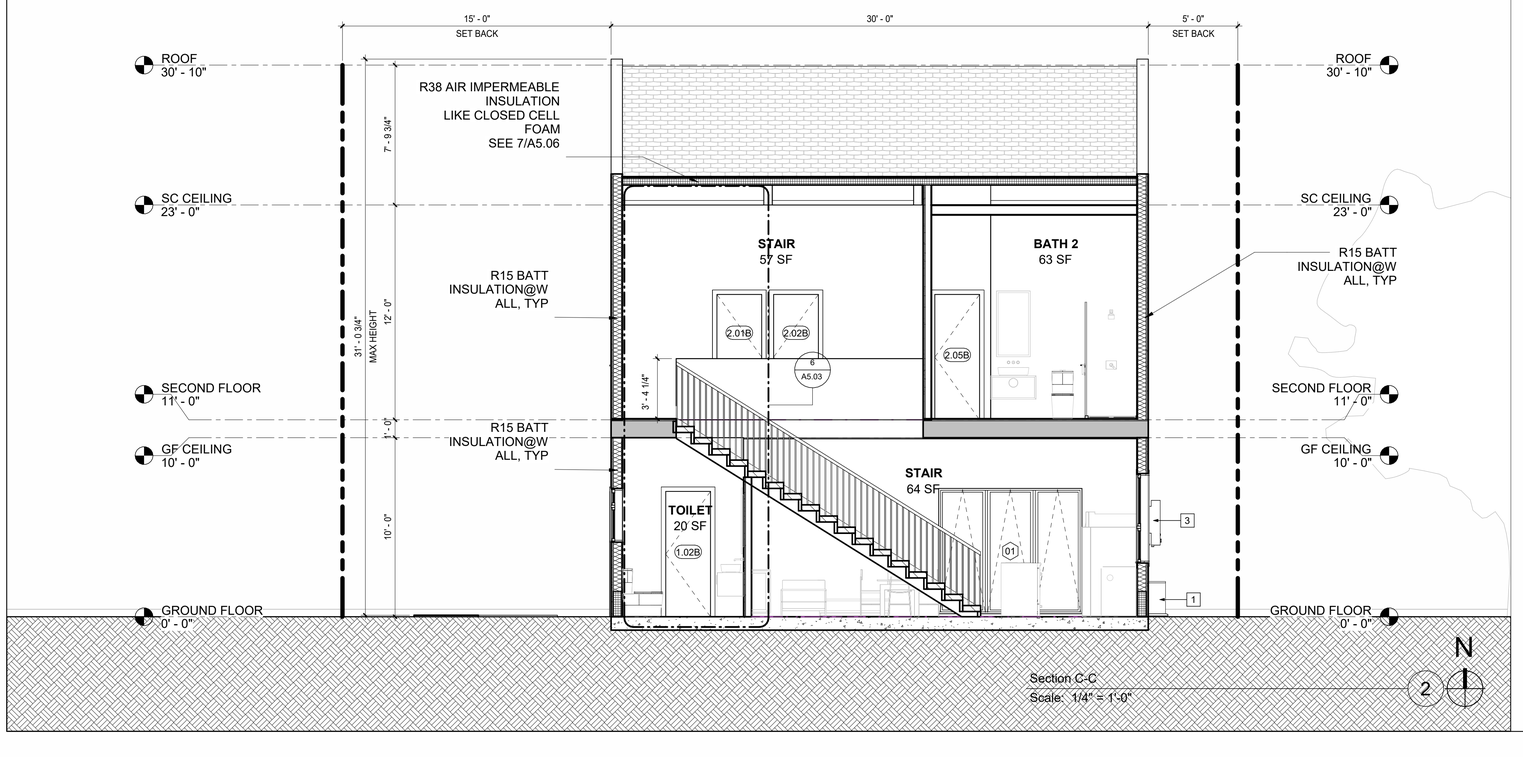

Section C-C
Scale: 1/4" = 1'-0"

GENERAL NOTES

1. ALL EXTERIOR LIGHTING SHALL BE ENERGY EFFICIENT, ARCHITECTURALLY INTEGRATED, DIRECTED DOWNWARD AND AWAY FROM ADJACENT PROPERTIES, AND SHIELDED OR RECESSED TO CONFINE GLARE AND REFLECTIONS TO THE SUBJECT SITE.
2. P.L. = PROPERTY LINE, SFD = SINGLE FAMILY DWELLING, ADU = ASSISTIVE DEWELLING UNIT
3. SEE DOOR AND WINDOW SCHEDULE IN A5.01 FOR FURTHER INFORMATION.
4. SEE REFLECTED CEILING PLAN IN A1.21 FOR THE OUTDOOR LIGHT INFORMATION

KEYNOTES

1. PROVIDE AND INSTALL OUSITE AIR CONDITIONER UNIT, COORDINATE THE ELECTRICAL REQUIREMENT.
2. RAIN GUTTER AND DOWNSPOUT, MATERIAL TBD BY OWNER
3. PROVIDE AND INSTALL TANKLESS WATER HEATER.

JZ PLANS DESIGN

PROJECT DESIGNER
JUSTIN ZHOU
TEL: 213-806-0203
EMAIL: Justinz@JZplans.com
ADDS: 3837 GIRARD AVE, CULVER CITY, CA 90232

PROJECT

56TH PROJECT

2632 E 56TH ST, HUNTINGTON PARK, CA 90255

CLIENT

2632 E 56TH ST, HUNTINGTON PARK, CA 90255
CLIENT: RICHARD RODRIGUEZ
TEL: 562 756 13 94
EMAIL: RICHARD@REVIVALESTATES.COM

CONSULTANTS

STRUCTURAL ENGINEER
WANG XI
TEL: 310-430-9131
EMAIL: structuralone.worxeng@gmail.com
ADDS: 22011 ROBIN ST, LAKE FOREST, CA 92646.

TITLE 24 CONSULTANTS
TITLE 24 ENERGY COMPLIANCE, LLC
TEL: 626.602.0525
EMAIL: mail@t24comply.com
ADDS: 2207 Merced Ave, South El Monte, CA 91733

ISSUES

No.	Submittal	Date
1	1ST PROPOSAL SUBMISSION	12/16/2025

25_20036
JOB NUMBER

SECTIONS

A2.01

Elevation 1
Scale: 1/4" = 1'-0"

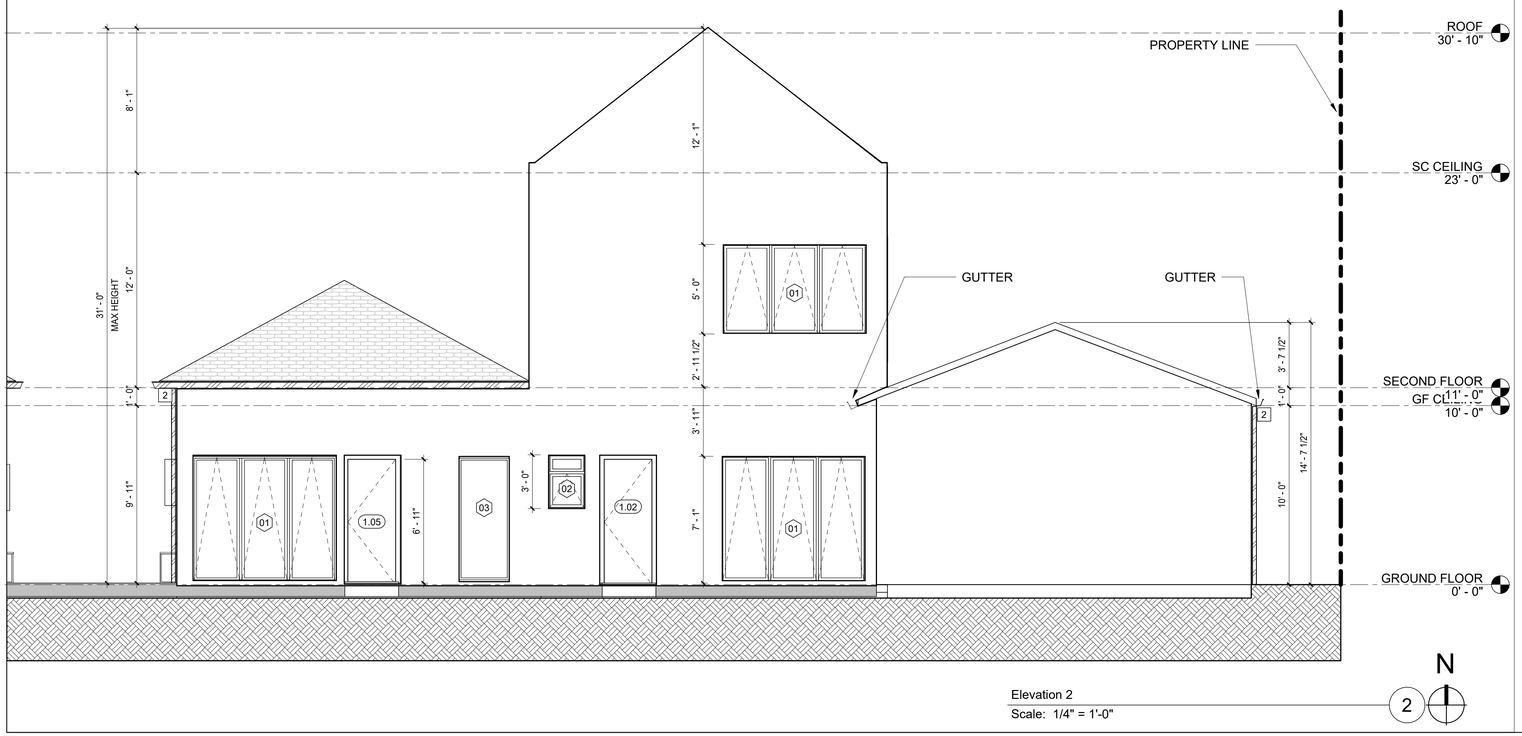

Elevation 2
Scale: 1/4" = 1'-0"

GENERAL NOTES

1. ALL EXTERIOR LIGHTING SHALL BE ENERGY EFFICIENT, ARCHITECTURALLY INTEGRATED, DIRECTED DOWNWARD AND AWAY FROM ADJACENT PROPERTIES, AND SHIELDED OR RECESSED TO CONFINE GLARE AND REFLECTIONS TO THE SUBJECT SITE.
2. P.L. = PROPERTY LINE, SFD = SINGLE FAMILY DWELLING, ADU = ASSISTIVE DEWELLING UNIT
3. SEE DOOR AND WINDOW SCHEDULE IN A5.01 FOR FURTHER INFORMATION.
4. SEE REFLECTED CEILING PLAN IN A1.21 FOR THE OUTDOOR LIGHT INFORMATION

KEYNOTES

1. PROVIDE AND INSTALL OUSITE AIR CONDITIONER UNIT, COORDINATE THE ELECTRICAL REQUIREMENT.
2. RAIN GUTTER AND DOWNSPOUT, MATERIAL TBD BY OWNER
3. PROVIDE AND INSTALL EXTERIOR STONE TRAVERTINO CLADDING.
4. PROVIDE AND INSTALL EXTERIOR BRICK CLADDING.

JZ PLANS DESIGN

PROJECT DESIGNER
JUSTIN ZHOU
TEL: 213-806-0203
EMAIL: Justinz@JZplans.com
ADDS: 3837 GIRARD AVE, CULVER CITY, CA 90232

PROJECT

56TH PROJECT

2632 E 56TH ST, HUNTINGTON PARK, CA 90255

CLIENT

2632 E 56TH ST, HUNTINGTON PARK, CA 90255
CLIENT: RICHARD RODRIGUEZ
TEL: 562 756 13 94
EMAIL: RICHARD@REVIVALESTATES.COM

CONSULTANTS

STRUCTURAL ENGINEER
WANG XI
TEL: 310-430-9131
EMAIL: structuralone.worxeng@gmail.com
ADDS: 22011 ROBIN ST, LAKE FOREST, CA 92646.

TITLE 24 CONSULTANTS
TITLE 24 ENERGY COMPLIANCE, LLC
TEL: 626.602.0525
EMAIL: mail@t24comply.com
ADDS: 2207 Merced Ave, South El Monte, CA 91733

ISSUES

No.	Submittal	Date
1	1ST PROPOSAL SUBMISSION	12/16/2025

25_20036

JOB NUMBER

BUILDING ELEVATIONS

A2.02

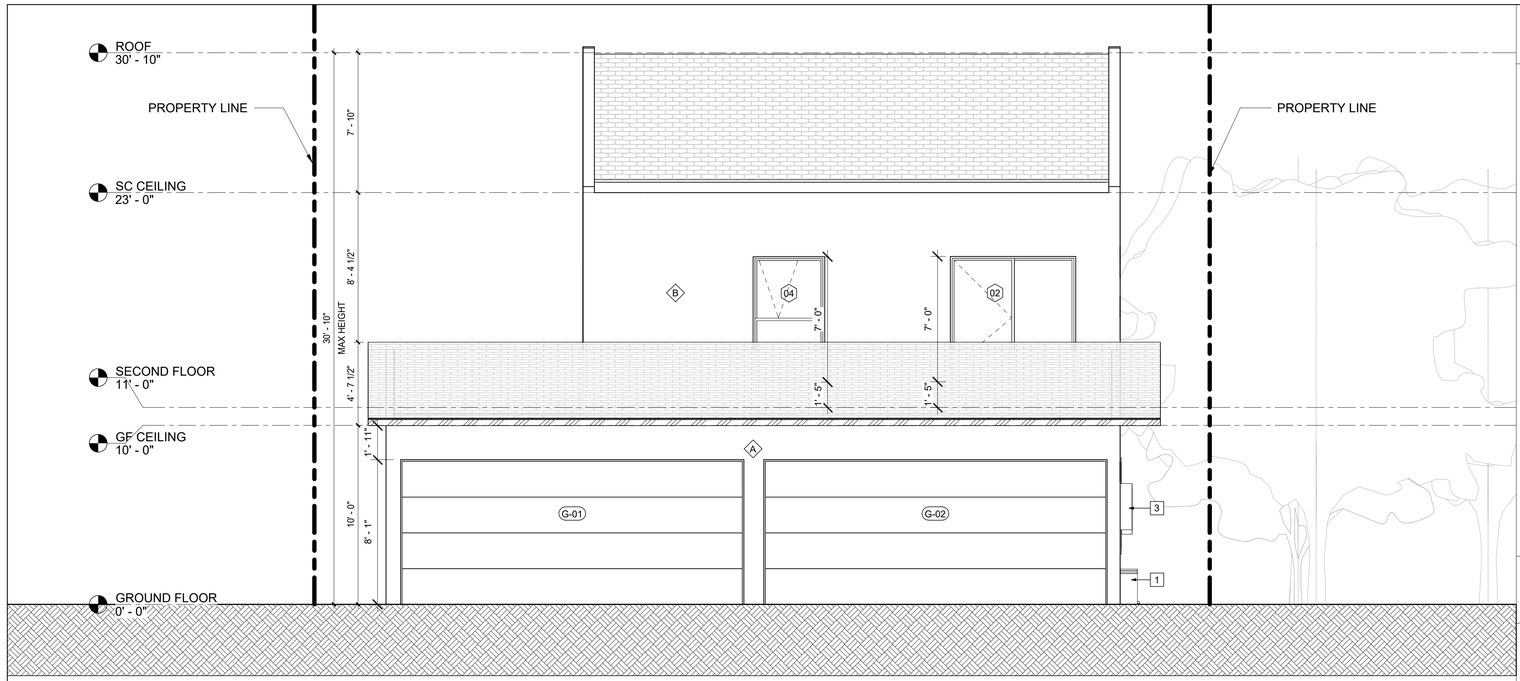

Elevation 3

Scale: 1/4" = 1'-0"

1

N

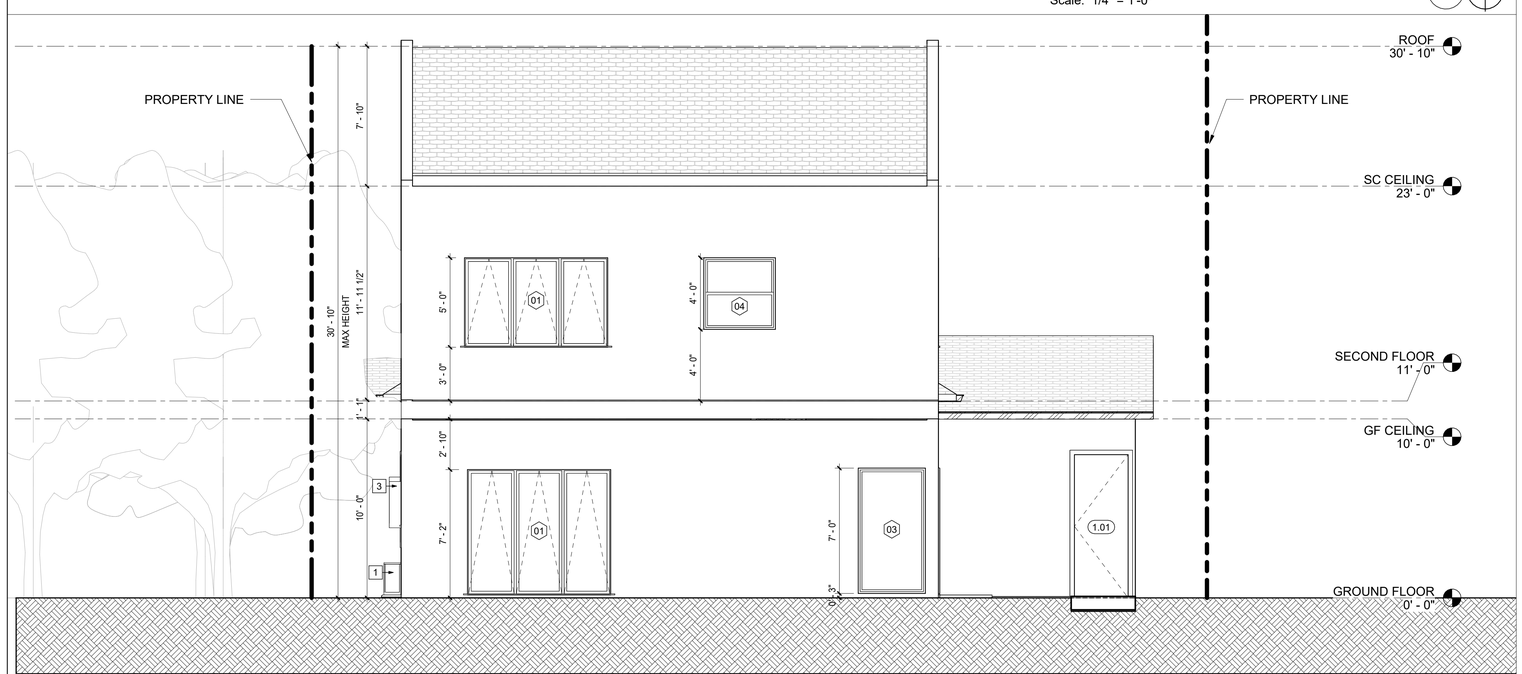

Elevation 4

Scale: 1/4" = 1'-0"

2

N

GENERAL NOTES

1. ALL EXTERIOR LIGHTING SHALL BE ENERGY EFFICIENT, ARCHITECTURALLY INTEGRATED, DIRECTED DOWNWARD AND AWAY FROM ADJACENT PROPERTIES, AND SHIELDED OR RECESSED TO CONFINE GLARE AND REFLECTIONS TO THE SUBJECT SITE.
2. P.L. = PROPERTY LINE, SFD = SINGLE FAMILY DWELLING, ADU = ASSISTIVE DEWELLING UNIT
3. SEE DOOR AND WINDOW SCHEDULE IN A5.01 FOR FURTHER INFORMATION.
4. SEE REFLECTED CEILING PLAN IN A1.21 FOR THE OUTDOOR LIGHT INFORMATION

KEYNOTES

1. PROVIDE AND INSTALL OUSITE AIR CONDITIONER UNIT, COORDINATE THE ELECTRICAL REQUIREMENT.
2. RAIN GUTTER AND DOWNSPOUT, MATERIAL TBD BY OWNER
3. PROVIDE AND INSTALL TANKLESS WATER HEATER.

JZ PLANS DESIGN

PROJECT DESIGNER
JUSTIN ZHOU
TEL: 213-806-0203
EMAIL: Justinz@JZplans.com
ADDS: 3837 GIRARD AVE, CULVER CITY, CA 90232

PROJECT

56TH PROJECT

2632 E 56TH ST, HUNTINGTON PARK, CA 90255

CLIENT

2632 E 56TH ST, HUNTINGTON PARK, CA 90255
CLIENT: RICHARD RODRIGUEZ
TEL: 562 756 13 94
EMAIL: RICHARD@REVIVALESTATES.COM

CONSULTANTS

STRUCTURAL ENGINEER

WANG XI
TEL: 310-430-9131
EMAIL: structuralone.worxeng@gmail.com
ADDS: 22011 ROBIN ST, LAKE FOREST, CA 92646.

TITLE 24 CONSULTANTS

TITLE 24 ENERGY COMPLIANCE, LLC
TEL: 626.602.0525
EMAIL: mail@t24comply.com
ADDS: 2207 Merced Ave, South El Monte, CA 91733

ISSUES

No.	Submittal	Date
1	1ST PROPOSAL SUBMISSION	12/16/2025

25_20036

JOB NUMBER

BUILDING ELEVATIONS

A2.03

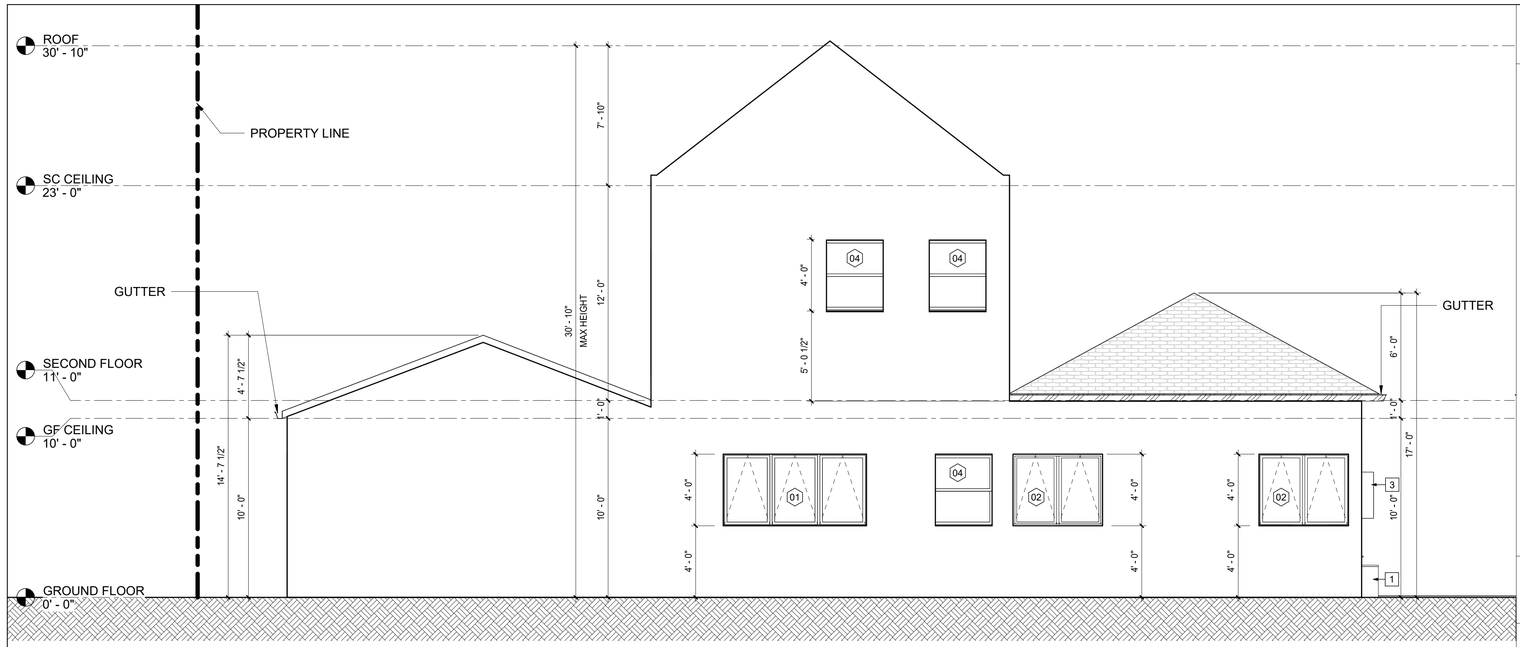

Elevation 5
Scale: 1/4" = 1'-0"

N

1

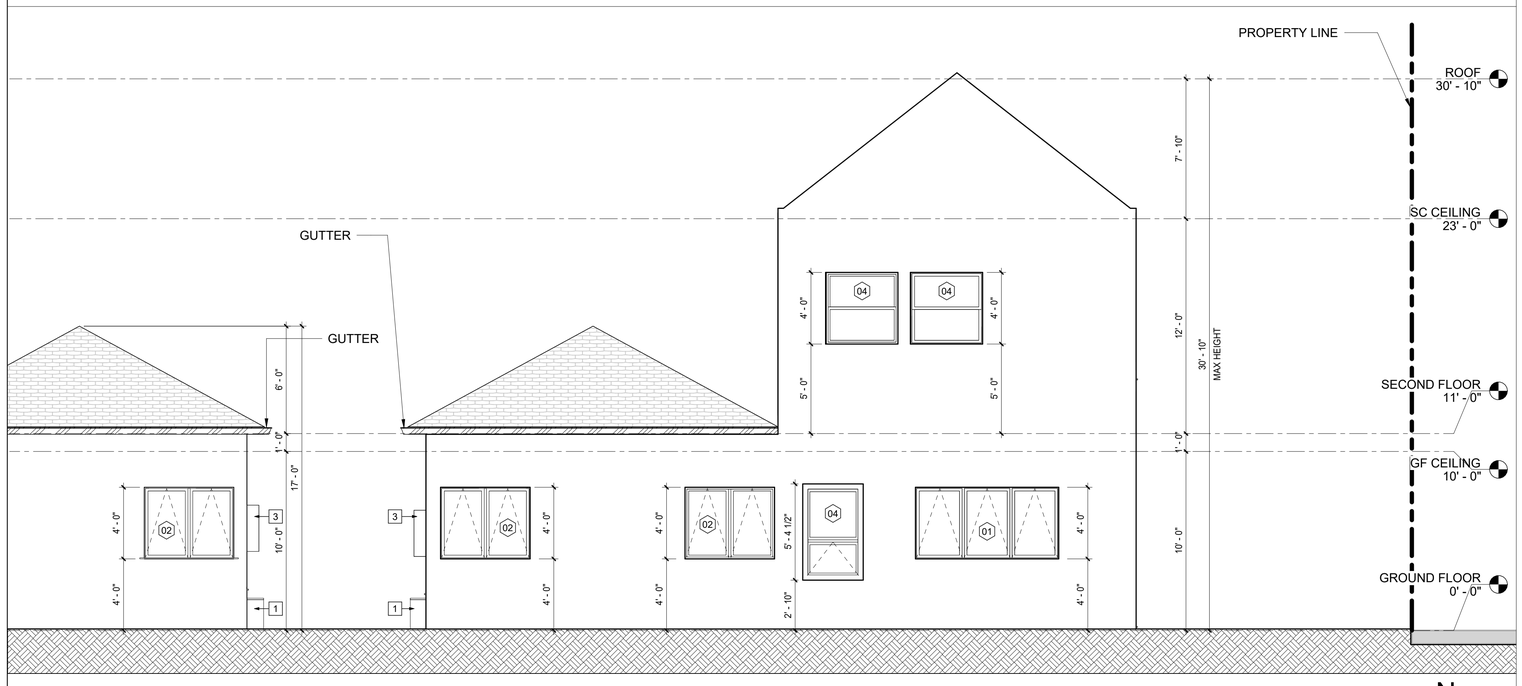

Elevation 6
Scale: 1/4" = 1'-0"

N

2

GENERAL NOTES

1. ALL EXTERIOR LIGHTING SHALL BE ENERGY EFFICIENT, ARCHITECTURALLY INTEGRATED, DIRECTED DOWNWARD AND AWAY FROM ADJACENT PROPERTIES, AND SHIELDED OR RECESSED TO CONFINE GLARE AND REFLECTIONS TO THE SUBJECT SITE.
2. P.L. = PROPERTY LINE, SFD = SINGLE FAMILY DWELLING, ADU = ASSISTIVE DEWELLING UNIT
3. SEE DOOR AND WINDOW SCHEDULE IN A5.01 FOR FURTHER INFORMATION.
4. SEE REFLECTED CEILING PLAN IN A1.21 FOR THE OUTDOOR LIGHT INFORMATION

KEYNOTES

1. PROVIDE AND INSTALL OUSITE AIR CONDITIONER UNIT, COORDINATE THE ELECTRICAL REQUIREMENT.
2. RAIN GUTTER AND DOWNSPOUT, MATERIAL TBD BY OWNER
3. PROVIDE AND INSTALL TANKLESS WATER HEATER.

JZ PLANS DESIGN

PROJECT DESIGNER
JUSTIN ZHOU
TEL: 213-806-0203
EMAIL: Justinz@JZplans.com
ADDS: 3837 GIRARD AVE, CULVER CITY, CA 90232

PROJECT

56TH PROJECT

2632 E 56TH ST, HUNTINGTON PARK, CA 90255

CLIENT

2632 E 56TH ST, HUNTINGTON PARK, CA 90255
CLIENT: RICHARD RODRIGUEZ
TEL: 562 756 13 94
EMAIL: RICHARD@REVIVALESTATES.COM

CONSULTANTS

STRUCTURAL ENGINEER
WANG XI
TEL: 310-430-9131
EMAIL: structuralone.worxeng@gmail.com
ADDS: 22011 ROBIN ST, LAKE FOREST, CA 92646.

TITLE 24 CONSULTANTS
TITLE 24 ENERGY COMPLIANCE, LLC
TEL: 626.602.0525
EMAIL: mail@t24comply.com
ADDS: 2207 Merced Ave, South El Monte, CA 91733

ISSUES

No.	Submittal	Date
1	1ST PROPOSAL SUBMISSION	12/16/2025

25_20036
JOB NUMBER

BUILDING ELEVATIONS

A2.04

DOOR SCHEDULE

DOOR	DOOR WIDTH	DOOR HEIGHT	DOOR THK	DOOR DETAIL Head Detail	Jamb Detail	Sill Detail	DOOR TYPE	NOTES
GROUND FLOOR								
1.01	3' - 0"	8' - 0"	0' - 2"				TYPE A	
1.01B	2' - 8"	7' - 0"	0' - 2"				TYPE A	
1.02	2' - 8"	7' - 0"	0' - 2"				TYPE A	
1.02B	2' - 6"	7' - 0"	0' - 2"				TYPE A	
1.03	2' - 6"	7' - 0"	0' - 2"				TYPE A	
1.03B	4' - 0"	7' - 0"	0' - 1 1/2"				TYPE B	
1.04	4' - 0"	7' - 0"	0' - 1 1/2"				TYPE B	
1.04B	2' - 8"	7' - 0"	0' - 2"				TYPE A	
1.05	2' - 8"	7' - 0"	0' - 2"				TYPE A	
1.05B	2' - 6"	7' - 0"	0' - 2"				TYPE A	
1.06B	2' - 8"	8' - 0"	0' - 1 1/2"				TYPE B	
1.07	2' - 6"	7' - 0"	0' - 2"				TYPE A	
1.07B	2' - 6"	7' - 0"	0' - 2"				TYPE A	
1.08	2' - 8"	8' - 0"	0' - 1 1/2"				TYPE B	
1.08B	2' - 6"	7' - 0"	0' - 2"				TYPE A	
1.09	2' - 6"	7' - 0"	0' - 2"				TYPE A	
1.10	2' - 6"	7' - 0"	0' - 2"				TYPE A	
G-01	19' - 0"	8' - 0"	0' - 1 1/2"				TYPE C	
G-02	19' - 0"	8' - 0"	0' - 1 1/2"				TYPE C	

ALL DOORS TO BE U=0.3 MAX. AND SHGC=0.22 MAX.

DOOR NOTE:

A. AUTOMATIC GARAGE DOOR OPENERS, IF PROVIDED, SHALL BE LISTED IN ACCORDANCE WITH UL 325. (R309.4)
B. VEHICULAR ACCESS DOORS SHALL COMPLY WITH SECTION R609.4
C. OPENINGS FROM A PRIVATE GARAGE DIRECTLY INTO A ROOM USED FOR SLEEPING PURPOSES ARE NOT PERMITTED (R302.5.1)
D. DOORS BETWEEN GARAGE AND THE DWELLING UNIT SHALL HAVE A MINIMUM FIRE PROTECTION RATING OF 20 MINUTES AND SELFCLOSING AND SELF-LATCHING DEVICES, OR SOLID WOOD OR SOLID OR HONEYCOMB CORE STEEL NOT LESS THAN 1 3/8 INCHES THICK. (R302.5.1)
E. AT LEAST ONE DOOR SHALL BE 36" WIDE BY 80" HIGH (R311.2)
F. PROVIDE 32" WIDE DOORS TO ALL INTERIOR ACCESSIBLE ROOMS (R311.2)
G. ENTRY/EXIT DOOR MUST OPEN OVER A LANDING NOT MORE THAN 1.5" BELOW THE THRESHHOLD. EXCEPTION: PROVIDING THE DOOR DOES NOT SWING OVER THE LANDING. LANDING SHALL BE NOT MORE THAN 7.75" BELOW THE THRESHOLD. STORM AND SCREEN DOORS ARE PERMITTED TO SWING OVER ALL EXTERIOR STAIR AND LANDINGS. (R311.3.1)
H. LANDING AT A DOOR SHALL HAVE A LENGTH MEASURED IN THE DIRECTION OF TRAVEL OF NO LESS THAN 36". (R311.3)
I. A LANDING SHALL BE PROVIDED AT THE TOP AND BOTTOM OF STAIRWAYS. (R311.7.6)
J. GLAZING IN SLIDING DOORS SHALL BE A MINIMUM CATEGORY CLASSIFICATION OF I (CPSC 16 CFR 1201) AND II (CPSC 16 CFR 1201) WHEN MORE THAN 9 SQUARE FEET OR SLIDING.

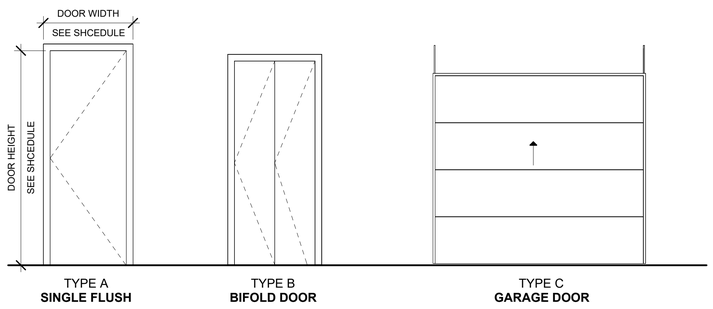

DOOR LEGEND
Scale: 3/8" = 1'-0"

GLAZING NOTE:

TEMPERED GLAZING SHALL BE PROVIDED AT HAZARDOUS LOCATIONS AS IDENTIFIED IN CRC R308.4. HAZARDOUS LOCATIONS INCLUDE, BUT ARE NOT LIMITED TO THE FOLLOWING:

A. GLAZING IN ALL DOORS
B. GLAZING IN BATH AND SHOWER ENCLOSURES
C. GLAZING WITHIN A 24" ARC OF A DOOR EDGE
D. PANELS OVER 9 SQUARE FEET HAVING THE LOWEST EDGE LESS THAN 18" ABOVE THE FINISH FLOOR AND HAVING A TOP EDGE GREATER THAN 36" ABOVE THE FLOOR.
E. ALL GLAZING IN GUARDRAILS
F. GLAZING 5 FT FROM TOP OR BOTTOM OF STAIRWAYS WITH BOTTOM EDGE LESS THAN 60" ABOVE WALKING SURFACE

NOTE:

REFER ALSO TO DOOR SCHEDULE

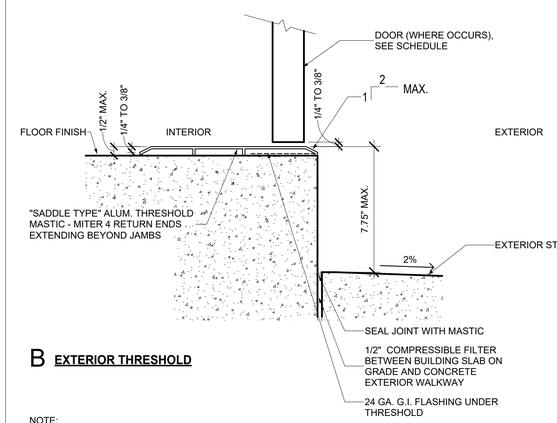

B **EXTERIOR THRESHOLD**

NOTE:

REFER ALSO TO DOOR SCHEDULE

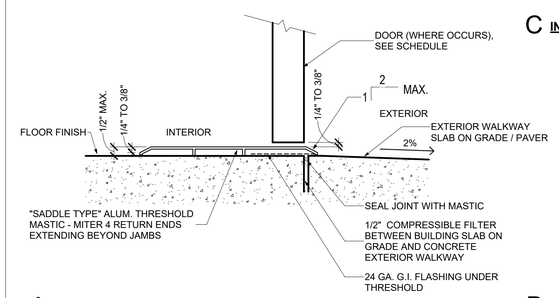

A **EXTERIOR THRESHOLD**

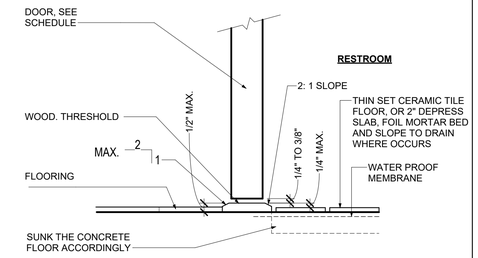

C **INTERIOR RESTROOM THRESHOLD**

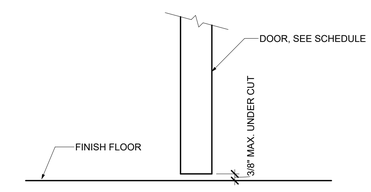

D **INTERIOR DOOR SILL NO THRESHOLD**

THRESHOLD DETAILS
Scale: 3" = 1'-0"
2

FINISH SCHEDULE

1. ALL THE ROOMS FLOOR/BASE/WALL/CEILING/EXPOSED STRUCTURAL BEAM IN ADU NEEDS TO BE PAINTED AND THE PAINTS WOULD BE TBD LATER BY OWNER
2. RESTROOM/DOOR CASING/DOOR/WINDOW NEED SEMI-GLOSS PAINT, CEILING IS FLAT PAINT, WALL IS EGGSHELL PAINT.
3. THE PATCHED AREA NEEDS TO MATCH EXISTING ADJACENT, IF NOT MATCH, THE WHOLE WALL SURFACE SHOULD BE PAINTED.
4. ALL THE MATERIALS/PRODUCTS/FINISHES/EQUIPMENTS SHOULD BE DECIDED BY OWNER. GC TO COORDINATE.
5. GC TO COORDINATE WITH WATERPROOFING CONSULTANT FOR ALL THE ROOF/WALL/FLOOR, BATHROOMS AND ANY WET AREA IN THE PLAN.

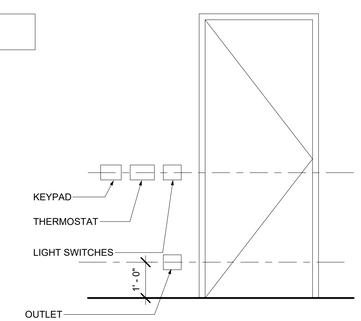

NOTE:

1. REFER TO INTERIOR ELEVATION DRAWINGS FOR ADDITIONAL INFORMATION.
2. COORDINATE LIGHT SWITCHES AND DEVICE LOCATIONS SO THAT THEY ARE GANGED TIGHTLY TOGETHER, DEVICES INCLUDE THERMOSTATS AND A/V SCREEN CONTROLS

FIXTURES - TYPICAL SWITCH / DEVICE LOCATION
Scale: 1/2" = 1'-0"
1

JZ PLANS DESIGN

PROJECT DESIGNER
JUSTIN ZHOU
TEL: 213-806-0203
EMAIL: Justinz@JZplans.com
ADDS: 3837 GIRARD AVE, CULVER CITY, CA 90232

PROJECT

56TH PROJECT

2632 E 56TH ST, HUNTINGTON PARK, CA 90255

CLIENT

2632 E 56TH ST, HUNTINGTON PARK, CA 90255
CLIENT: RICHARD RODRIGUEZ
TEL: 562 756 13 94
EMAIL: RICHARD@REVIVALESTATES.COM

CONSULTANTS

STRUCTURAL ENGINEER
WANG XI
TEL: 310-430-9131
EMAIL: structuralone.worxeng@gmail.com
ADDS: 22011 ROBIN ST, LAKE FOREST, CA 92646.

TITLE 24 CONSULTANTS
TITLE 24 ENERGY COMPLIANCE, LLC
TEL: 626.602.0525
EMAIL: mail@t24comply.com
ADDS: 2207 Merced Ave, South El Monte, CA 91733

ISSUES

No.	Submittal	Date
1	1ST PROPOSAL SUBMISSION	12/16/2025

25_20036
JOB NUMBER

DOOR SCHEDULE & MISC DETAILS

A5.01

WINDOW SCHEDULE

LEVEL	TYPE	Width	Height	Sill Height	WINDOW DETAILS JAMB	SILL	HEAD	Comments
GROUND FLOOR								
01	01	8' - 0"	7' - 0"	0' - 2"	2/ A5.02	3/A5.02	1/A5.02	TYPE A
02	02	2' - 0"	3' - 0"	4' - 3"	2/ A5.02	3/A5.02	1/A5.02	TYPE C
03	04	4' - 0"	4' - 0"	4' - 0"	2/ A5.02	3/A5.02	1/A5.02	TYPE C
04	01	8' - 0"	4' - 0"	4' - 0"	2/ A5.02	3/A5.02	1/A5.02	TYPE A
05	03	3' - 0"	7' - 0"	0' - 2"	2/ A5.02	3/A5.02	1/A5.02	TYPE B
06	01	8' - 0"	7' - 0"	0' - 2"	2/ A5.02	3/A5.02	1/A5.02	TYPE A
07	04	3' - 0"	5' - 0"	2' - 3"	2/ A5.02	3/A5.02	1/A5.02	TYPE C
08	02	5' - 0"	4' - 0"	4' - 0"	2/ A5.02	3/A5.02	1/A5.02	TYPE D - EGRESS WINDOW
09	02	5' - 0"	4' - 0"	4' - 0"	2/ A5.02	3/A5.02	1/A5.02	TYPE D - EGRESS WINDOW
10	02	5' - 0"	4' - 0"	4' - 0"	2/ A5.02	3/A5.02	1/A5.02	TYPE D- EGRESS WINDOW
11	04	3' - 0"	5' - 0"	2' - 0"	2/ A5.02	3/A5.02	1/A5.02	TYPE B
12	01	8' - 0"	7' - 0"	0' - 3"	2/ A5.02	3/A5.02	1/A5.02	TYPE A- EGRESS WINDOW
13	03	3' - 0"	7' - 2"	0' - 2"	2/ A5.02	3/A5.02	1/A5.02	TYPE B
14	02	5' - 0"	4' - 0"	4' - 0"	2/ A5.02	3/A5.02	1/A5.02	TYPE D - EGRESS WINDOW
15	04	3' - 0"	5' - 0"	3' - 0"	2/ A5.02	3/A5.02	1/A5.02	TYPE C
16	01	8' - 0"	4' - 0"	4' - 0"	2/ A5.02	3/A5.02	1/A5.02	TYPE A
17	01	8' - 0"	7' - 0"	0' - 2"	2/ A5.02	3/A5.02	1/A5.02	TYPE A
18	03	3' - 9"	7' - 0"	0' - 3"	2/ A5.02	3/A5.02	1/A5.02	TYPE B
19	01	8' - 0"	7' - 0"	0' - 2"	2/ A5.02	3/A5.02	1/A5.02	TYPE A
20	02	2' - 0"	3' - 0"	4' - 2"	2/ A5.02	3/A5.02	1/A5.02	TYPE C
SECOND FLOOR								
21	01	8' - 0"	5' - 0"	3' - 0"	2/ A5.02	3/A5.02	1/A5.02	TYPE A- EGRESS WINDOW
22	04	4' - 0"	4' - 0"	5' - 5"	2/ A5.02	3/A5.02	1/A5.02	TYPE C
23	03	8' - 1"	6' - 6"	3' - 0"	2/ A5.02	3/A5.02	1/A5.02	TYPE B
24	03	3' - 0"	6' - 5"	3' - 0"	2/ A5.02	3/A5.02	1/A5.02	TYPE B
25	04	4' - 0"	4' - 0"	5' - 0"	2/ A5.02	3/A5.02	1/A5.02	TYPE C
26	04	4' - 0"	4' - 0"	5' - 0"	2/ A5.02	3/A5.02	1/A5.02	TYPE C
27	02	7' - 0"	7' - 0"	1' - 5"	2/ A5.02	3/A5.02	1/A5.02	TYPE D - EGRESS WINDOW
28	04	4' - 0"	7' - 0"	1' - 5"	2/ A5.02	3/A5.02	1/A5.02	TYPE C- EGRESS WINDOW
29	01	8' - 0"	5' - 0"	3' - 0"	2/ A5.02	3/A5.02	1/A5.02	TYPE A- EGRESS WINDOW
30	04	4' - 0"	4' - 0"	4' - 0"	2/ A5.02	3/A5.02	1/A5.02	TYPE A- EGRESS WINDOW
31	01	8' - 0"	5' - 0"	3' - 0"	2/ A5.02	3/A5.02	1/A5.02	TYPE A- EGRESS WINDOW
32	04	4' - 0"	4' - 0"	5' - 0"	2/ A5.02	3/A5.02	1/A5.02	TYPE C
33	04	4' - 0"	4' - 0"	5' - 0"	2/ A5.02	3/A5.02	1/A5.02	TYPE C
34	04	4' - 0"	4' - 0"	6' - 0"	2/ A5.02	3/A5.02	1/A5.02	TYPE C
35	03	8' - 1"	6' - 5"	3' - 9"	2/ A5.02	3/A5.02	1/A5.02	TYPE B
36	03	3' - 0"	6' - 5"	3' - 10"	2/ A5.02	3/A5.02	1/A5.02	TYPE B

ALL WINDOWS TO BE TEMPERED GLAZING AND TO BE U=0.3 MAX. AND SHGC=0.22 MAX

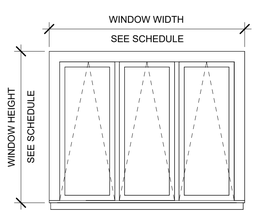

TYPE A
TRIPLE AWNING

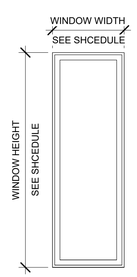

TYPE B
SINGLE FIXED

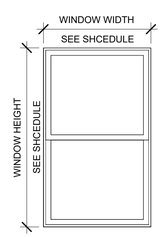

TYPE C
DOUBLE HUNG

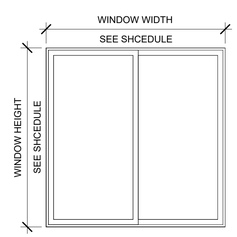

TYPE E
SINGLE SLIDER

GLAZING NOTE:

TEMPERED GLAZING SHALL BE PROVIDED AT HAZARDOUS LOCATIONS AS IDENTIFIED IN CRC R308.4. HAZARDOUS LOCATIONS INCLUDE, BUT ARE NOT LIMITED TO THE FOLLOWING:

A. GLAZING IN ALL DOORS
B. GLAZING IN BATH AND SHOWER ENCLOSURES
C. GLAZING WITHIN A 24" ARC OF A DOOR EDGE
D. PANELS OVER 9 SQUARE FEET HAVING THE LOWEST EDGE LESS THAN 18" ABOVE THE FINISH FLOOR AND HAVING A TOP EDGE GREATER THAN 36" ABOVE THE FLOOR,
E. ALL GLAZING IN GUARDRAILS
F. GLAZING 5 FT FROM TOP OR BOTTOM OF STAIRWAYS WITH BOTTOM EDGE LESS THAN 60" ABOVE WALKING SURFACE

ESCAPE WINDOW DIAGRAM:

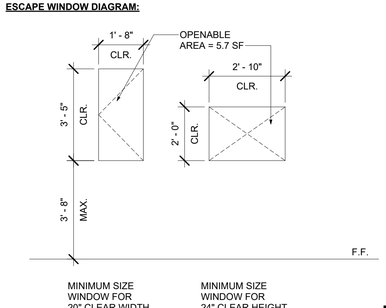

EMERGENCY EGRESS WINDOW
Scale: 3/8" = 1'-0"
4

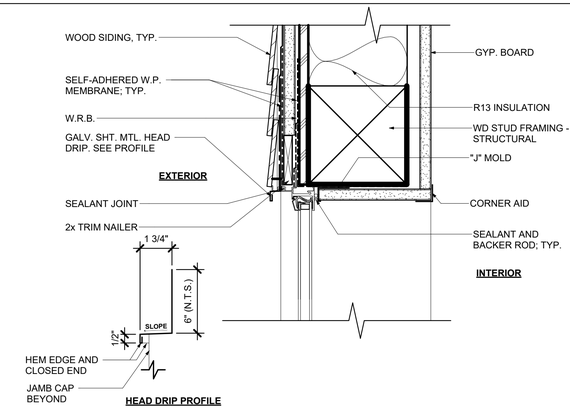

WINDOW HEAD_WOOD PANEL
Scale: 3" = 1'-0"
1

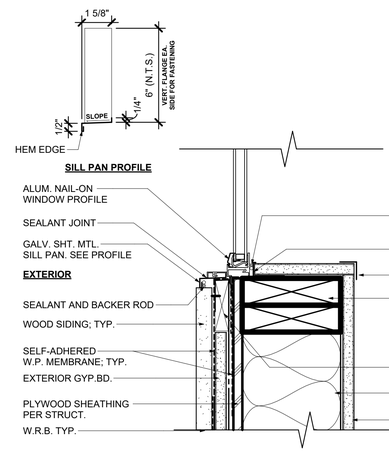

NOTE:
1. NO PENETRATIONS AT HORIZ. SURFACES
2.SELF-ADHERED WATERPROOFING MEMBRANE TO ADHERE DIRECTLY TO SUBSTRATE, LAP OVER W.R.B. (6" MIN.)FOR POSITIVE LAP
3.PROVIDE CONT. 6" VERT. STRIPS OF SELF-ADHERED W.P. MEMBRANE AT FASTENER LOCATIONS

WINDOW SILL_WOOD PANEL
Scale: 3" = 1'-0"
3

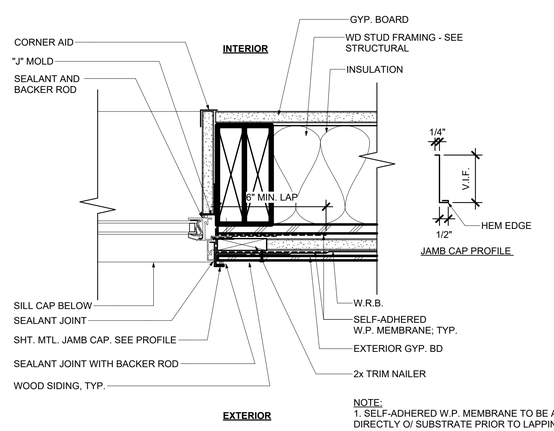

NOTE:
1. SELF-ADHERED W.P. MEMBRANE TO BE APPLIED DIRECTLY O/ SUBSTRATE PRIOR TO LAPPING O/ W.R.B.
2.PROVIDE CONT. 6" VERT. STRIPS OF SELF-ADHERED W.P. MEMBRANE AT FASTENER LOCATIONS

WINDOW JAMB_WOOD PANEL
Scale: 3" = 1'-0"
2

JZ PLANS DESIGN

PROJECT DESIGNER
JUSTIN ZHOU
TEL: 213-806-0203
EMAIL: Justinz@JZplans.com
ADDS: 3837 GIRARD AVE, CULVER CITY, CA 90232

PROJECT

56TH PROJECT

2632 E 56TH ST, HUNTINGTON PARK, CA 90255

CLIENT

2632 E 56TH ST, HUNTINGTON PARK, CA 90255
CLIENT: RICHARD RODRIGUEZ
TEL: 562 756 13 94
EMAIL: RICHARD@REVIVALESTATES.COM

CONSULTANTS

STRUCTURAL ENGINEER

WANG XI
TEL: 310-430-9131
EMAIL: structuralone.worxeng@gmail.com
ADDS: 22011 ROBIN ST, LAKE FOREST, CA 92646.

TITLE 24 CONSULTANTS

TITLE 24 ENERGY COMPLIANCE, LLC
TEL: 626.602.0525
EMAIL: mail@t24comply.com
ADDS: 2207 Merced Ave, South El Monte, CA 91733

ISSUES

No.	Submittal	Date
1	1ST PROPOSAL SUBMISSION	12/16/2025

25_20036
JOB NUMBER

WINDOW SCHEDULE & MISC DETAILS

A5.02

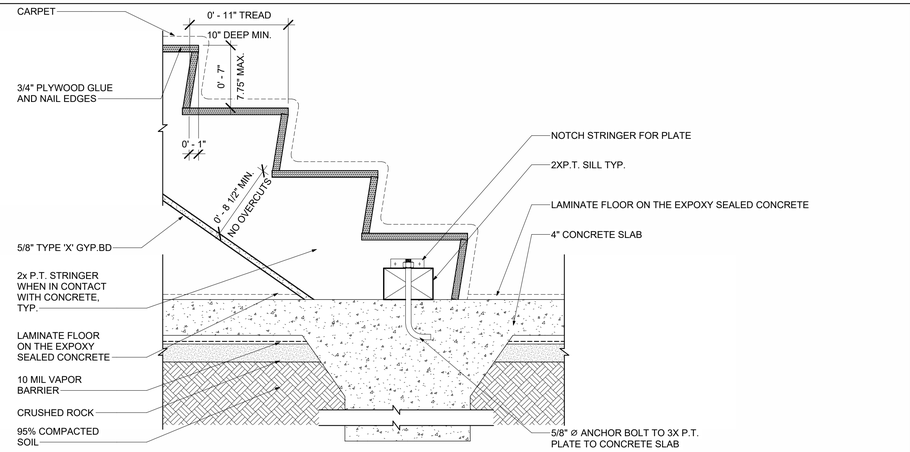

STAIR SECTION@BOTTOM LANDING
Scale: 1 1/2" = 1'-0"
1

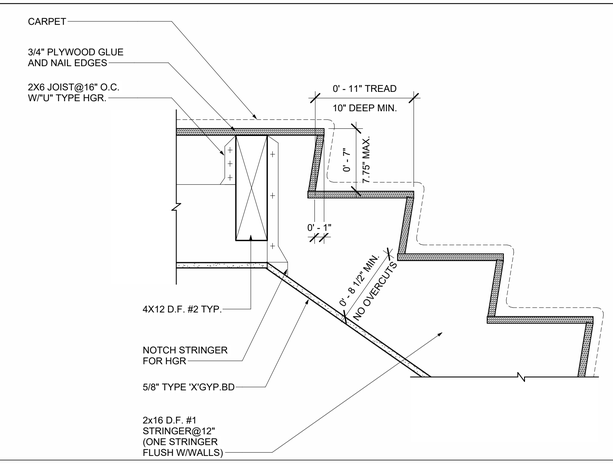

STAIR SECTION@TOP LANDING
Scale: 1 1/2" = 1'-0"
2

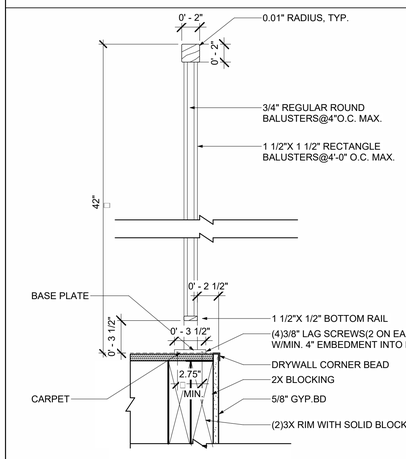

GUARDRAIL SECTION
Scale: 1 1/2" = 1'-0"
3

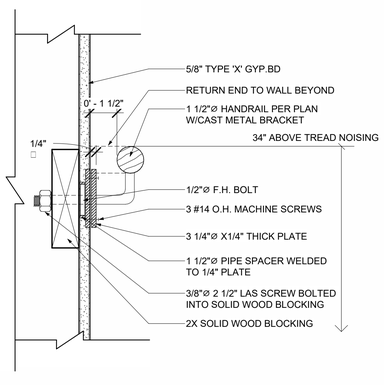

HANDRAIL SECTION
Scale: 3" = 1'-0"
4

NOTE:

INTERIOR STAIRWAYS SHALL BE PROVIDED WITH AN ARTIFICIAL LIGHT SOURCE, CAPABLE OF ILLUMINATING TREADS AND LANDINGS TO LEVELS OF NOT LESS THAN 1 FOOT-CANDLE (11 LUX) AS MEASURED AT THE CENTER OF TREADS AND LANDINGS. THERE SHALL BE A WALL SWITCH AT EACH FLOOR LEVEL TO CONTROL THE LIGHT SOURCE WHERE THE STAIRWAY HAS SIX OR MORE RISERS.

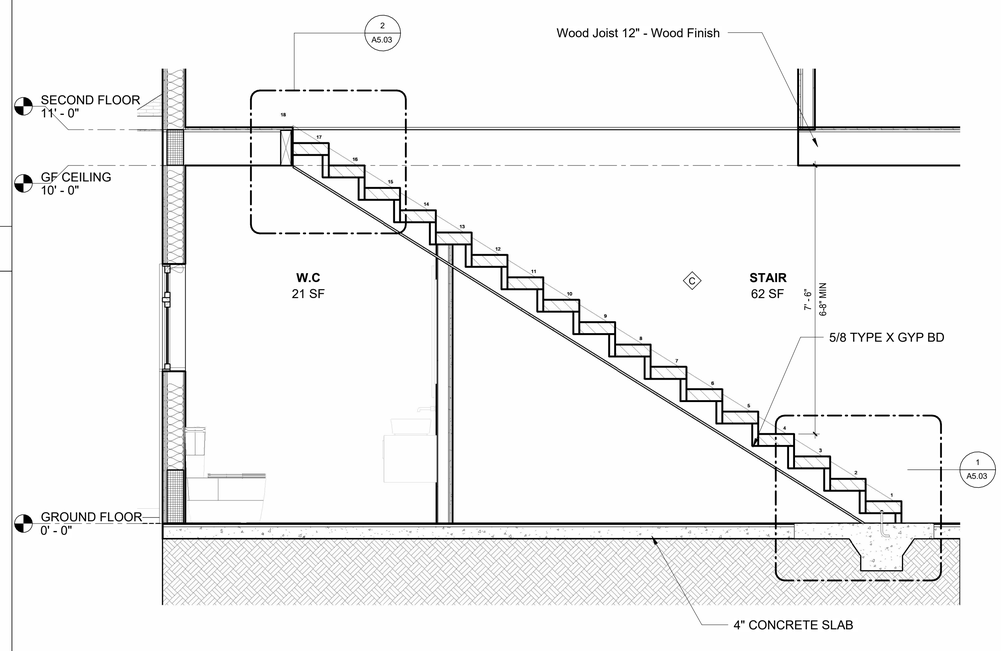

STAIR SECTION 1
Scale: 1/2" = 1'-0"
5

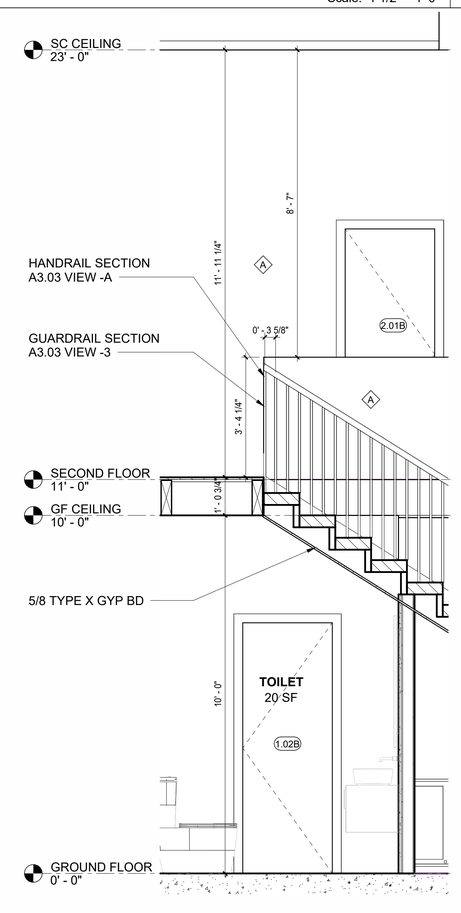

STAIR SECTION 2
Scale: 1/2" = 1'-0"
6

JZ PLANS DESIGN

PROJECT DESIGNER
JUSTIN ZHOU
TEL: 213-806-0203
EMAIL: Justinz@JZplans.com
ADDS: 3837 GIRARD AVE, CULVER CITY, CA 90232

PROJECT

56TH PROJECT

2632 E 56TH ST, HUNTINGTON PARK, CA 90255

CLIENT

2632 E 56TH ST, HUNTINGTON PARK, CA 90255
CLIENT: RICHARD RODRIGUEZ
TEL: 562 756 13 94
EMAIL: RICHARD@REVIVALESTATES.COM

CONSULTANTS

STRUCTURAL ENGINEER
WANG XI
TEL: 310-430-9131
EMAIL: structuralone.worxeng@gmail.com
ADDS: 22011 ROBIN ST, LAKE FOREST, CA 92646.

TITLE 24 CONSULTANTS
TITLE 24 ENERGY COMPLIANCE, LLC
TEL: 626.602.0525
EMAIL: mail@t24comply.com
ADDS: 2207 Merced Ave, South El Monte, CA 91733

ISSUES

No.	Submittal	Date
1	1ST PROPOSAL SUBMISSION	12/16/2025

25_20036
JOB NUMBER

STAIR DETAILS

A5.03

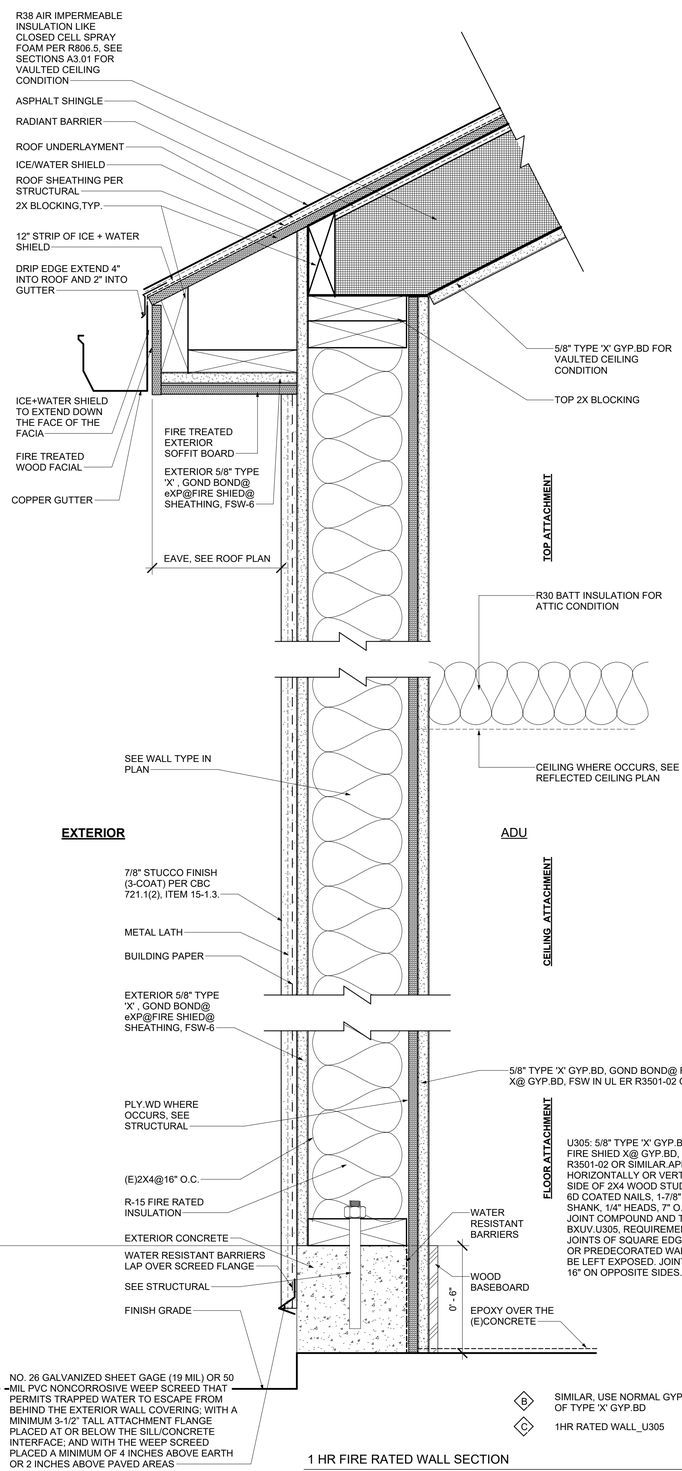

1 HR FIRE RATED WALL SECTION — 1
Scale: 3" = 1'-0"

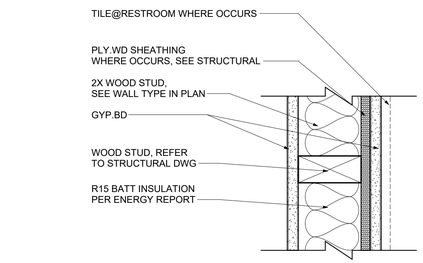

NOTE: USE CEMENT BOARD@RESTROOM SIDE INSTEAD OF GYP.BD

A 2X4 WD STUD WALL

C 2X6 WD STUD WALL

INTERIOR WALL — 2
Scale: 3" = 1'-0"

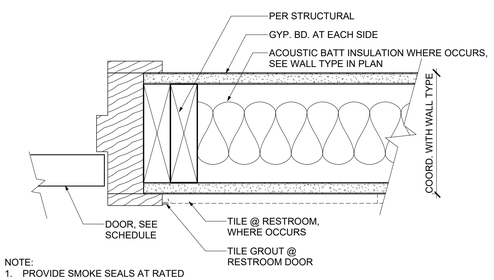

NOTE:
1. PROVIDE SMOKE SEALS AT RATED DOORS (TYP).
2. REFER ALSO TO DOOR SCHEDULE, A5.01
3. REFER ALSO TO FLOOR PLANS FOR TYP. WALL SECTIONS AND FURTHER REFERENCE FOR WALL FRAMING AND DETAILS

INTERIOR DOOR JAMB @ WOOD STUD — 4
Scale: 3" = 1'-0"

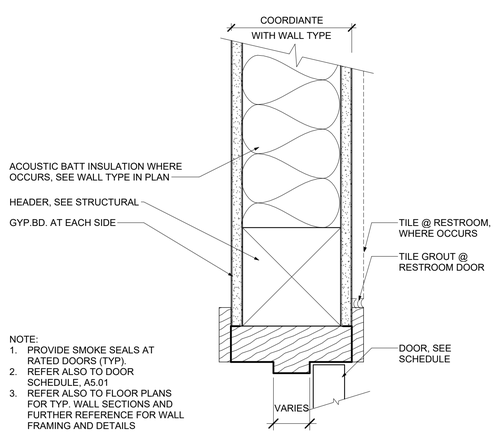

NOTE:
1. PROVIDE SMOKE SEALS AT RATED DOORS (TYP).
2. REFER ALSO TO DOOR SCHEDULE, A5.01
3. REFER ALSO TO FLOOR PLANS FOR TYP. WALL SECTIONS AND FURTHER REFERENCE FOR WALL FRAMING AND DETAILS

INTERIOR DOOR HEADER @ WOOD STUD — 5
Scale: 3" = 1'-0"

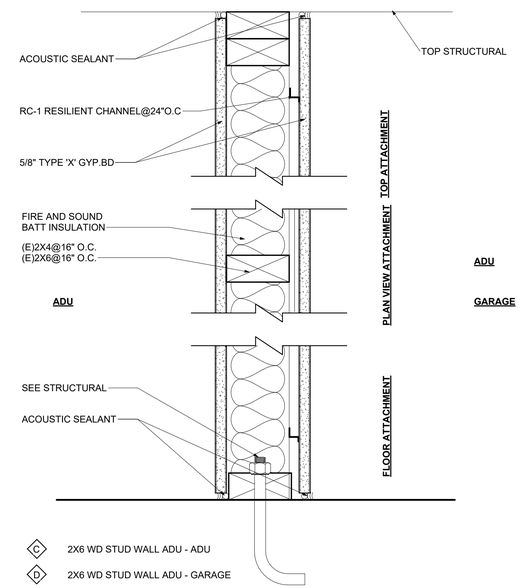

C 2X6 WD STUD WALL ADU - ADU

D 2X6 WD STUD WALL ADU - GARAGE

E 2X4 WD STUD WALL INTERIOR ENCLOSED SPACE UNDER STAIR

1HR RATED AND STC50 WALL SECTION — 3
Scale: 3" = 1'-0"

N

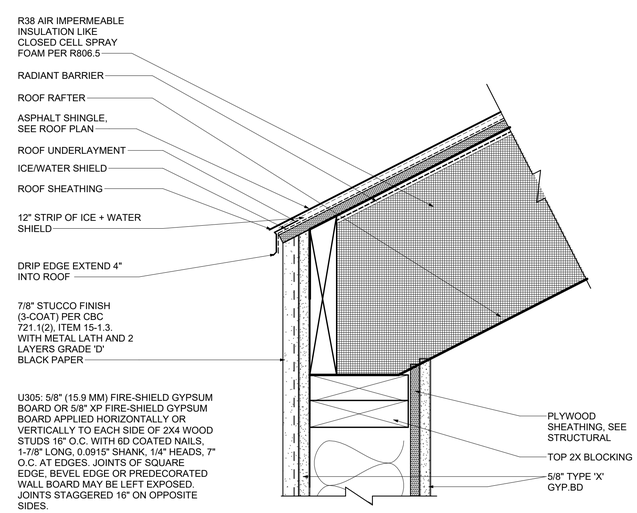

C 1HR RATED WALL_U305

1 HR FIRE RATED WALL SECTION - NO EAVE — 6
Scale: 3" = 1'-0"

JZ PLANS DESIGN

PROJECT DESIGNER
JUSTIN ZHOU
TEL: 213-806-0203
EMAIL: Justinz@JZplans.com
ADDS: 3837 GIRARD AVE, CULVER CITY, CA 90232

PROJECT

56TH PROJECT

2632 E 56TH ST, HUNTINGTON PARK, CA 90255

CLIENT

2632 E 56TH ST, HUNTINGTON PARK, CA 90255
CLIENT: RICHARD RODRIGUEZ
TEL: 562 756 13 94
EMAIL: RICHARD@REVIVALESTATES.COM

CONSULTANTS

STRUCTURAL ENGINEER
WANG XI
TEL: 310-430-9131
EMAIL: structuralone.worxeng@gmail.com
ADDS: 22011 ROBIN ST, LAKE FOREST, CA 92646.

TITLE 24 CONSULTANTS
TITLE 24 ENERGY COMPLIANCE, LLC
TEL: 626.602.0525
EMAIL: mail@t24comply.com
ADDS: 2207 Merced Ave, South El Monte, CA 91733

ISSUES

No.	Submittal	Date
1	1ST PROPOSAL SUBMISSION	12/16/2025

25_20036 **JOB NUMBER**

TYPICAL WALL/DOOR DETAILS

A5.04