



Better
for
business

The next generation industrial campus

– where place, community and nature are at the heart of business.



Welcome to



Elfield Park, Milton Keynes is being re-imagined to shape a new place and working community where knowledge-sharing, openness, interaction and problem solving drive genuine innovation and workers' well-being.


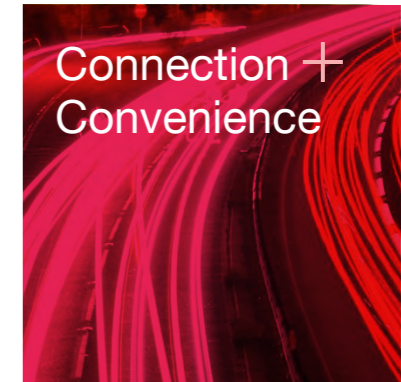
The people who visit and work at EPMK are at the core of the design, with many innovative features that seek to enhance the well-being and productivity of businesses, whilst optimising form, function and keeping operating costs efficient.

EPMK is exceptionally well located within the heart of Milton Keynes and centrally connected to London, Birmingham, Oxford and Cambridge.

It's the location of choice for major national and international organisations attracted by its connectivity and availability of labour and power network.

The current phase (under construction) will set the benchmark for later phases across the 22-acre campus.

The Future Beautiful™



Making all the difference

Design + Innovation

EPMK elevates the experience and standard of industrial and warehouse schemes.

The scheme has been designed with innovation at its core, with the aim to shape a new standard of modern B2/B8.

EPMK provides an environment to future-proof business and enhance operations with maximum productivity and efficiency.

The design philosophy creates an ecosystem that enables manufacturing, design, technology and logistics to fully integrate and drive the economy.

The office space and external balcony overlooking the landscaping and public art, create a harmonious working environment and a strong connection to nature.

EPMK Phase 1 – Unit 1 (GEA)	sq ft	sq m
Ground floor	31,022	2,882
Storage mezzanine	7,653	711
1st floor office	3,154	293
Total	41,829	3,886
Balcony	226	21

41,829 sq ft (3,886 sq m) total GEA

B2 / B8 flexible space

35m fully secure service yard

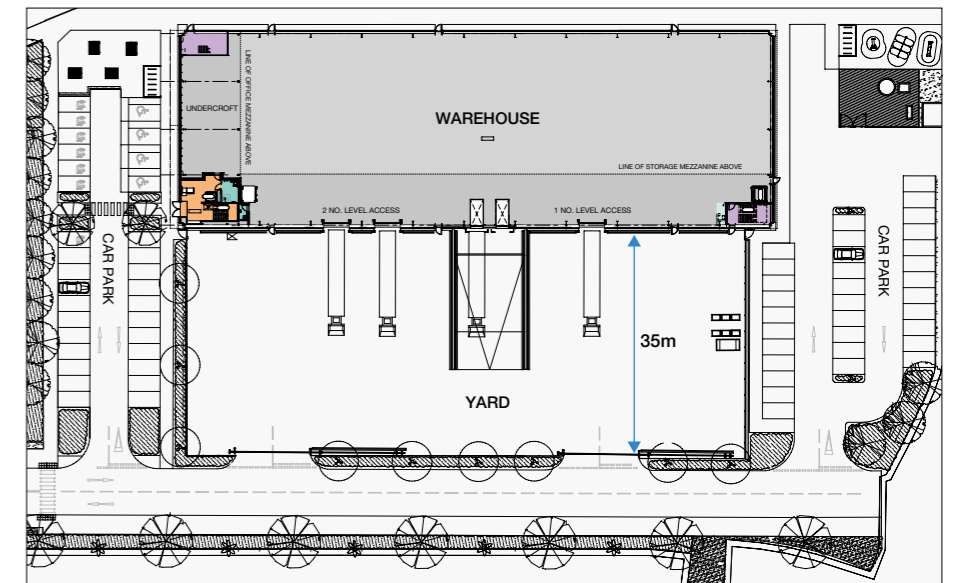
10m clear internal height

2 goods lifts

65 car parking spaces



- + Secure cycle storage (32 bikes)
- + 50 kn/m² concrete floor slab
- + Fire alarm system
- + 3 level loading doors
- + 2 dock levellers
- + Internal mezzanine - 7.5 kn/m²
- + BT OpenReach Connection
- + 7 EV charging installed (+ 7 passive)
- + Power capacity of 350k VA
- + Air source heat pump for heating and cooling of the office space



Connection + Convenience

The established destination of choice

Milton Keynes is a modern destination boasting a high-quality built environment, further expansion and an abundance of green open space.

EPMK is conveniently located at the junction of the A5/A421 which provides easy access to the wider motorway network.

It has the benefit of an expansion of over 700 hectares of land, which will include over 10,000 new homes and over 100 hectares of employment opportunity.

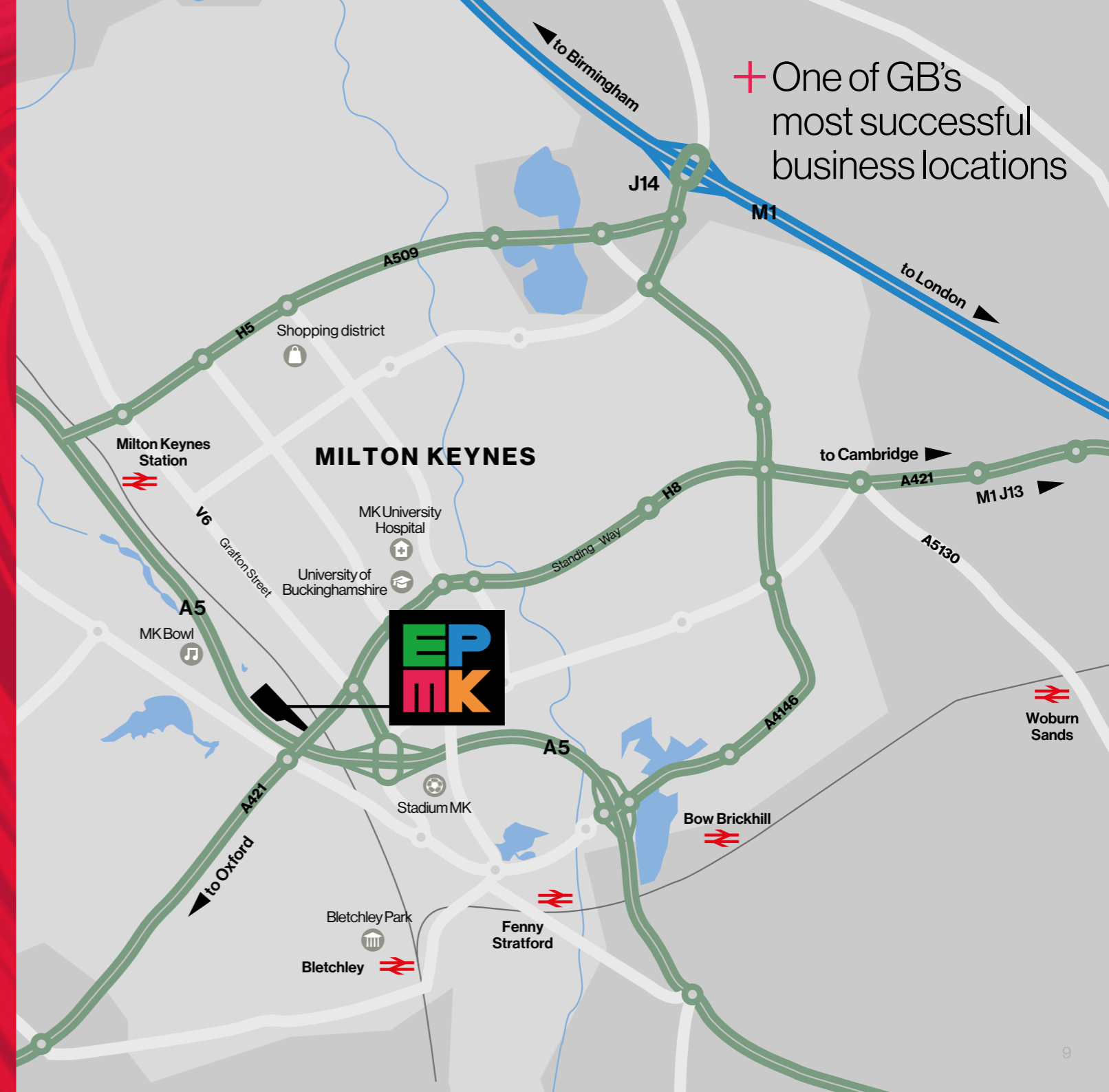
Over the years, many businesses have chosen to relocate to the area, including Amazon, DPD and Red Bull. The growth of business relocation has amounted to over 500 inward investors and 35,000 employees.

Milton Keynes attracts this investment due to its unparalleled transport connections, serving the South East and Midlands.

With so many benefits to offer both businesses and employees, it is no surprise that Milton Keynes is continuing to grow.

Local occupiers

- | | |
|---------------------------|-----------------------|
| + Amazon | + Westcoast Logistics |
| + XPO Logistics | + Scania |
| + Volkswagen | + H&M |
| + Ocado | + Audi |
| + BMW | + Makita |
| + Pro FS | + Red Bull Racing |
| + Mercedes Benz | + John Lewis |
| + Parcelforce | + Waitrose |
| + JLR (Jaguar Land Rover) | + Tesla |



Nature + Sustainability

Sustainability is at the core of EPMK

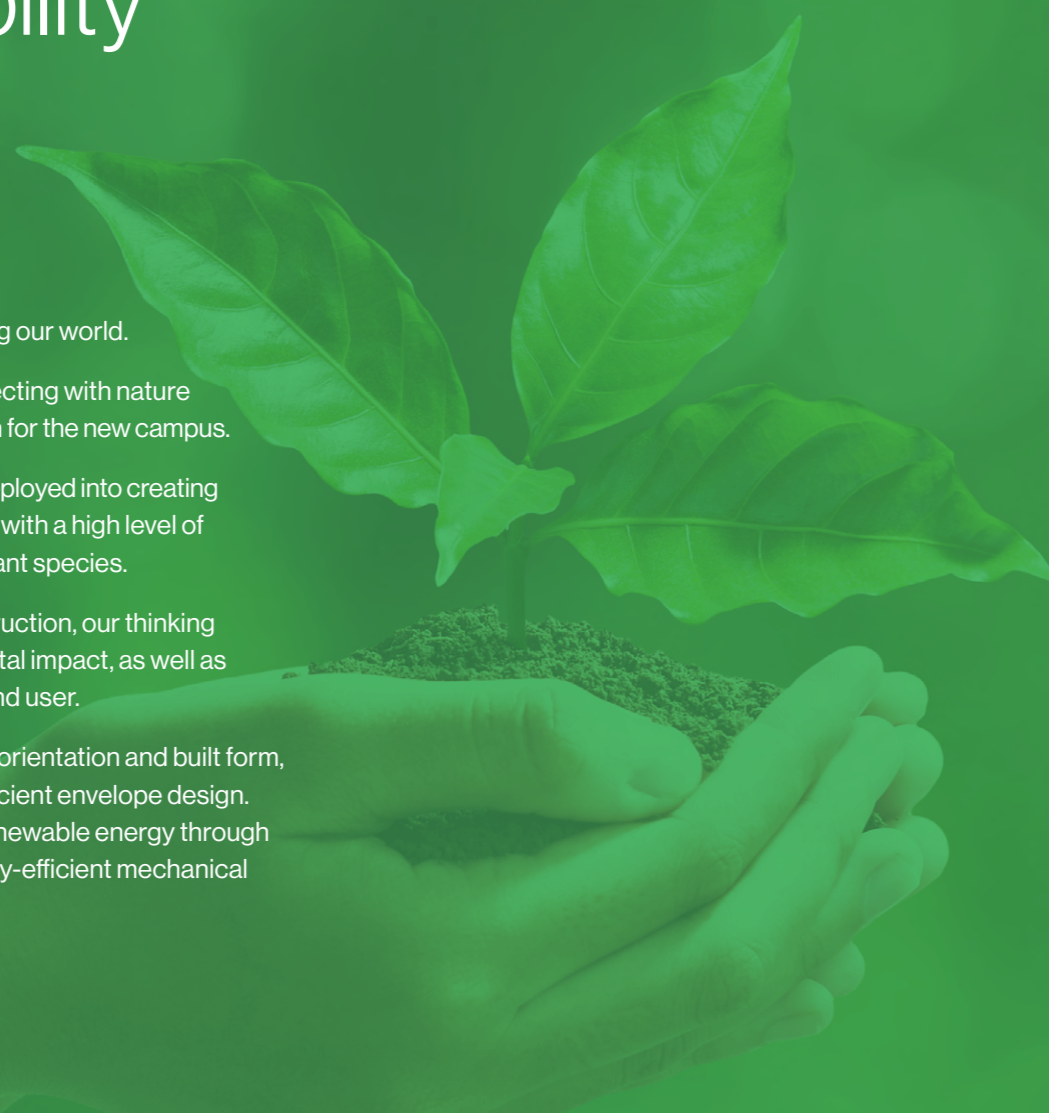
EPMK is focussed on safeguarding our world.

Protecting our planet and reconnecting with nature forms an essential part of the vision for the new campus.

Significant investment has been deployed into creating circa 4 acres of landscaped areas with a high level of biodiversity and native tree and plant species.

Throughout the design and construction, our thinking seeks to minimise the environmental impact, as well as reduced operating costs for the end user.

This is achieved by optimising the orientation and built form, combining lean structures and efficient envelope design. In addition, by generating clean renewable energy through solar panels and integrating energy-efficient mechanical plant and lighting.



EPC A+
(targeted)



BREEAM Excellent
(targeted)



12,000 new plants
(approx.)



233 new trees
planted on site



LED lighting throughout
fully sensed



Energy smart
metering



All electric air source
heat pumps to heat and
cool the office



Cycle store
(32 bikes)



7 EV charging stations
(with an addition 7 enabled)



800 m² of PV panels
50% of roof coverage



Cost-effective operation
High-quality materials and sustainable
initiatives to add value and bottom-line
savings through reduced operating costs



Waste diverted from landfill
We aim to achieve 98% of all construction
waste to be diverted from landfill



20% of the overall
site is native planting
4,930m² of native and wildflower planting



95% of all planting is
either native or on the
pollinators list



Wellbeing + Productivity

Prioritising people and community well-being

The design philosophy for EPMK recognises the importance of high-quality innovative design, balanced with the creation of special places that add value and an extension to the working environment.

The quality of daylighting in the office and warehouse areas has been a key design feature, with investment in full-height glazing to the office and slotted glazing panels to the warehouse façades.

The landscaped areas provide an opportunity to connect with nature with a collection of spaces that allow the community to relax, socialise and exercise away from their day-to-day working environment.

Time, care and thought has been invested into the selection of native plant species and public art that connects people emotionally to nature.




3.5 acres of landscaped amenities



Outdoor exercise area



Landscape design led



Harmonious working environment



Optimising natural light to create best in class office space



Strong connection to nature



Water feature to create sense of place



£35,000 invested in public art



Contemplation points



External amenity & break-out area



Enhanced daylight to warehouse space



Cycle Redway connected to 200 miles across Milton Keynes



Designed to enhance wellness, concentration and performance



Light-filled mezzanine



Better today + Tomorrow

Business advantage



- + 41,829 sqft (3,886 sqm) total GEA
- + B2/B8 flexible space
- + 35m fully secure service yard
- + 3,154 sqft (293 sqm) office space
- + 7,653 sqft (711 sqm) storage mezzanine
- + Internal mezzanine - 7.5 kn/m²
- + 226 sqft (21 sqm) balcony
- + 10m clear internal height
- + 2 goods lifts
- + 3 level loading doors
- + 2 dock levellers
- + 50 kn/m² concrete floor slab
- + 65 car parking spaces
- + Low operational costs
- + Fire alarm system
- + BT OpenReach Connection
- + Power capacity of 350k VA



- + One of Britain's most successful business locations – £1bn private investment and continued expansion
- + Growth of business relocation has amounted to over 500 inward investors and 35,000 employees
- + Local occupiers include Amazon, Audi, BMW, DPD, Parcelforce, John Lewis and Red Bull
- + One of Europe's premier distribution locations
- + Situated at the junction of the A5/A421 which provides easy access to the wider motorway network
- + M1 junction 13/14 in 10 minutes
- + Heart of the Oxford Cambridge technology arc
- + Unparalleled transport connections, serving London, the South East and Midlands



- + EPC A+ (targeted)
- + BREEAM Excellent (targeted)
- + 12,000 new plants (approximate)
- + 233 new trees planted on site
- + LED lighting throughout
- + Energy smart metering
- + All electric air source heat pumps to heat and cool the office
- + Cycle store (32 bikes)
- + 7 EV charging stations (with an addition 7 enabled)
- + Cost effective operation
- + Waste diverted from landfill
- + 4,930m² of native and wildflower planting.
- + 95% of all planting is either native or on the pollinators list



- + 3.5 acres of landscaped amenities
- + Landscape design led
- + Outdoor exercise area
- + Harmonious working environment and strong connection to nature
- + Optimising natural light to create best in class office space
- + £35,000 invested in public art
- + Contemplation points
- + External amenity & break-out area
- + Enhanced daylight to warehouse space
- + Cycle Redway connected to 200 miles across Milton Keynes

The Future Beautiful™

Phase 1 – Unit 1

41,829 sq ft has full planning consent and is under construction with practical completion in Q2 2024.

Phase 2

A master plan and planning application for the remaining 15 acres of the campus has been developed and submitted to MK Council for approval. Decision target - Q2 2024.

The innovative design philosophy follows the approach of phase 1, providing a collection of best-in-class B2/B8 buildings set in a landscaped environment. Four new buildings totalling circa 252,000sqft (GEA) are proposed as follows:

Building 2	110,000 sqft	Building 4a	34,500 sqft
Building 3	73,000 sqft	Building 4b	34,500 sqft



Contact us

To let

Elfield Park Milton Keynes provides a rare opportunity to occupy a market-leading campus in a 41,829 sq ft B2/B8 space.

Phase 1 is available to let, on terms to be agreed. It is under construction and will be ready for occupation in Q2 2024.

Energy Performance Certificate to be provided when construction completes - Targeting A+.

epmk.uk



Bridget Outtrim
BOuttrim@savills.com
07788 188 870

John Madocks Wright
JMWright@savills.com
07807 999 635

BEYOND

Misrepresentation Act Savills, their clients and any joint agents give notice that: 1. They are not authorised to make or give any representations or warranties in relation to the property either here or elsewhere, either on their own behalf or on behalf of their client or otherwise. They assume no responsibility for any statement that may be made in these particulars. These particulars do not form part of any offer or contract and must not be relied upon as statements or representations of fact. 2. Any areas, measurements or distances are approximate. The text, photographs and plans are for guidance only and are not necessarily comprehensive. It should not be assumed that the property has all necessary planning, building regulation or other consents and Savills have not tested any services, equipment or facilities. Purchasers must satisfy themselves by inspection or otherwise. December 2023

Agenda Design 020 8870 1847 agendadesign.com



