

OFFICE TO LET

GF12

Riverside Way

Riverside Way, Watchmoor
Park, Camberley, GU15 3YL





arena

GF12, Riverside Way

Size: 1,881 sq ft (174 sq m)

Rent: POA

Available immediately via a flexible
Licence to Occupy

-  **Internal executive office**
-  **Secure 24/7 fob access**
-  **On-site management team**
-  **Vibrant breakout space**
-  **Fresh bean to cup coffee**
-  **Secure on-site parking**
-  **Air conditioning**
-  **Meeting rooms**
-  **Customise layout & branding**
-  **Cleaning & utilities included**

Operated by Arena Business Centres -
independent, privately owned and
established for over 20 years.

Managed Office

Office GF12 currently benefits from 24/7 access with private fob entry and abundant natural light.

Positioned close to breakout spaces and meeting rooms, office GF12 provides a blank canvas with in-house customisation available to configure the space around your business.



Viewing & Further Information

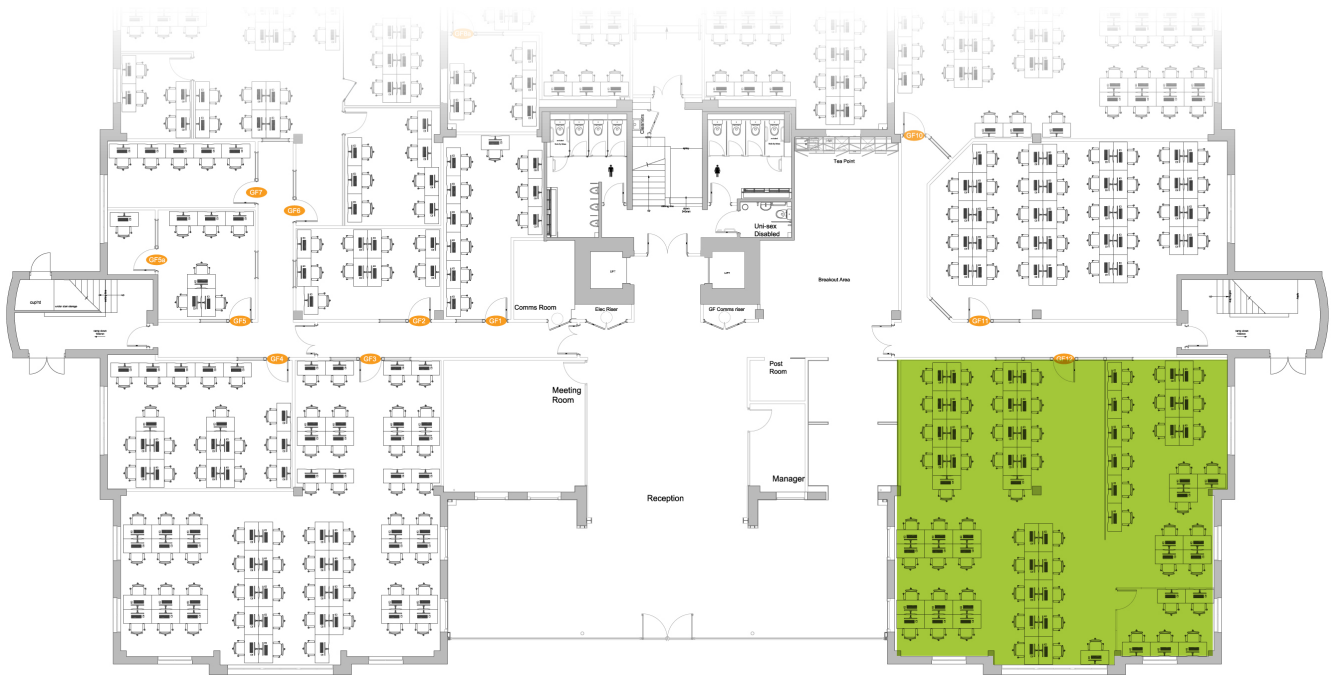
Helen Deverill

hello@arenaoffices.com | **0330 1246598**

More properties at www.arenaoffices.com

GF12 | Layout & Vision

GROUND FLOOR



Your Own Branded Headquarters

A substantial, self-contained suite designed around your business. Configure the layout, reflect your brand and create an environment that supports your culture and growth without committing to a traditional lease.

Professional First Impressions

Your clients and visitors are welcomed by our experienced concierge reception team, within a professionally managed building environment. You retain your own private workspace, while benefiting from a polished front-of-house presence.

Secure, Well-Connected Location

Secure on-site parking, controlled building access and CCTV provide confidence for your team and visitors. A professional setting that feels established, safe and easy to access

Seamless Day-to-Day Operation


Daily cleaning, waste management, maintained communal areas and fully equipped kitchen facilities ensure your workspace remains welcoming and ready for business —without distraction or additional contracts to manage.

Fully Inclusive Utilities & Infrastructure

Electricity, high-speed connectivity, kitchen amenities and essential office services are included within one simple monthly structure. No hidden operational surprises. No fragmented supplier relationships.

Freedom to Focus on Growth

Arena manages the building, compliance and operational detail behind the scenes —allowing you to focus on leading your business, supporting your team and planning your next stage of growth.



Viewing & Further Information

Helen Deverill

hello@arenaoffices.com | 0330 1246598



More properties at www.arenaoffices.com

A Smarter Alternative to a Lease

A Managed Office with Arena delivers the control and identity of a private headquarters without the risk and complexity of a traditional lease.

Most commercial offices operate under a Full Repairing and Insuring lease, transferring long term repair obligations, insurance costs and exit exposure to the tenant, whereas Arena Managed Offices are occupied under a Licence to Occupy combined with a fully managed service designed to simplify occupation and remove property risk.

Traditional Lease

- Long-term legal interest
- Capitalised on balance sheet
- Tenant responsible for repairs & maintenance
- Tenant funded insurance
- Dilapidations at exit
- Stamp duty & legal fees payable
- Fixed term commitment
- Variable cost exposure

Arena Managed

- Licence to Occupy (contractual right)
- Typically expensed
- Arena retains building responsibility
- Insurance included
- No dilapidations liability
- No stamp duty or legal fees
- Greater flexibility
- Predictable monthly cost



The independence of a traditional lease with the simplicity of managed space. A substantial private suite, branded and configured around your business - while Arena manages the building, infrastructure and compliance.

Private

Self-contained office space designed around your business.

Zero Exit Exposure

No dilapidations. No unexpected liabilities.

Simple Monthly Structure

One predictable cost. No hidden property risk.

Viewing & Further Information

Helen Deverill

hello@arenaoffices.com | 0330 1246598

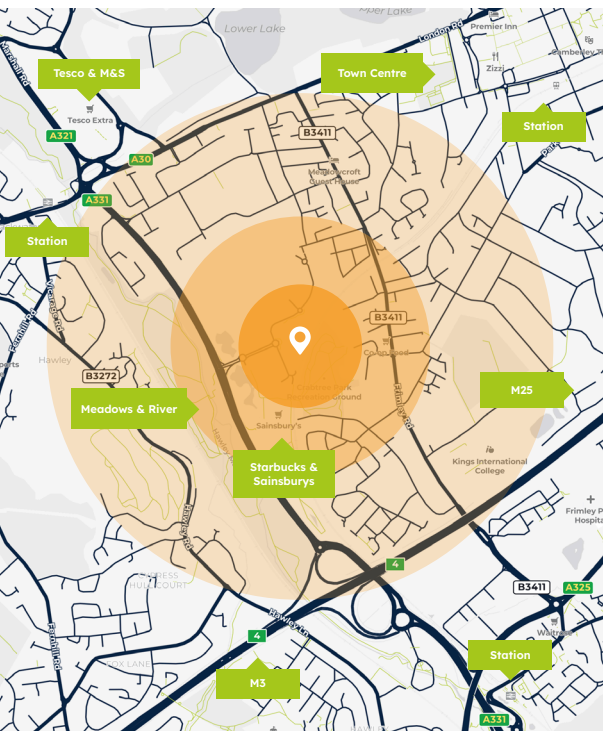


More properties at www.arenaoffices.com

WELCOME TO




Riverside Way

A professionally managed business environment in the heart of Camberley.



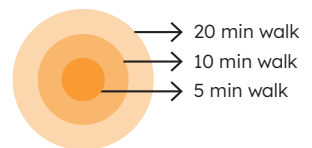
Ideal Location

Situated in the Blackwater Valley, Riverside Way is centrally located in Watchmoor Park, just one mile from the M3 (Junction 4) and close to the train station. Surrounded by amenities like M&S and Starbucks, this building offers private offices and three meeting rooms within landscaped gardens.

-  **Rail:** Blackwater (1 Mile), Camberley (1.5 Miles)
-  **Road:** M3 (1 Mile)
-  **Air:** Farnborough (5 Miles), Heathrow (20 Miles)

Rail journey times:

- Blackwater to Farnborough: **10 mins**
- Blackwater to Reading: **22 mins**
- Blackwater to Guildford: **35 mins**
- Blackwater to London Paddington: **58 mins**



Viewing & Further Information

Helen Deverill

hello@arenaoffices.com | 0330 1246598



More properties at www.arenaoffices.com