

FOR LEASE

86,901 SF WAREHOUSE SPACE AVAILABLE

3321 E. Princess Anne Road | Norfolk, VA 23502



S.L. NUSBAUM
REALTY CO.



STEPHANIE SANKER, CCIM, SIOR

Senior Vice President

O. 757.640.2290

ssanker@slnusbaum.com

EXECUTIVE SUMMARY

86,901 SF WAREHOUSE SPACE AVAILABLE

3321 E. Princess Anne Road | Norfolk, VA 23502



S.L. NUSBAUM
REALTY CO.



OFFERING SUMMARY

Lease Rate:	\$9.95 SF/yr (NNN)
Building Size:	294,657 SF
Available SF:	39,588 - 47,313 SF
Lot Size:	12.237 Acres
Year Built:	1959 & 2022
OPEX:	\$1.75 PSF
Power:	2000 Amp 480 Volt

[CLICK HERE FOR PROPERTY VIDEO](#)

[CLICK HERE FOR ENTERPRISE ZONE INFO](#)

PROPERTY OVERVIEW

294,657 square foot warehouse located in Norfolk Industrial Park with up to 86,901 rentable square feet available for occupancy. The property's central location is strategically close to several ports. The property is zoned BC-I (Business and Commerce Park - Industrial) and also lies within an Enterprise Zone.

PROPERTY HIGHLIGHTS

- Norfolk International Terminals (NIT): 7 miles or 15 minutes
- Virginia International Gateway (VIG): 10 miles or 16 minutes
- Newport News Marine Terminal (NNMT): 23 miles or 30 minutes

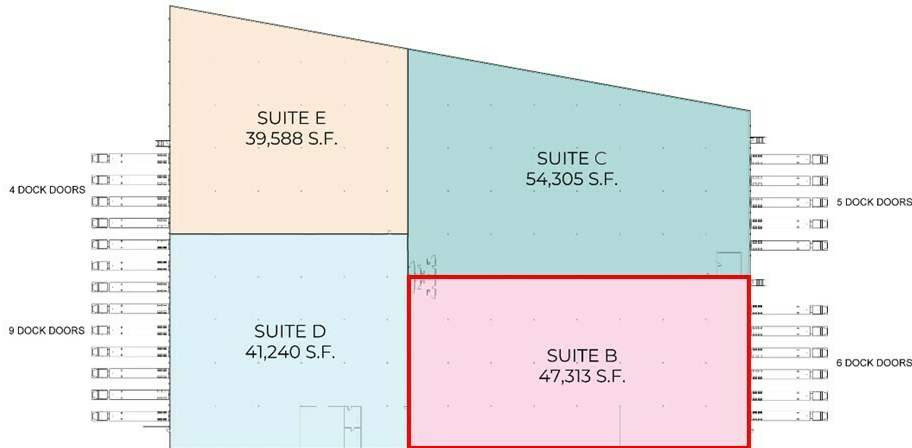
SUITE B

86,901 SF WAREHOUSE SPACE AVAILABLE

3321 E. Princess Anne Road | Norfolk, VA 23502



S.L. NUSBAUM
REALTY CO.



SUITE B

- 47,313 square feet available
- 6 dock level doors
- 1 drive-in door
- 21' - 24' clear ceiling height
- Wet Sprinkler system
- New roof
- 38' x 36' column spacing



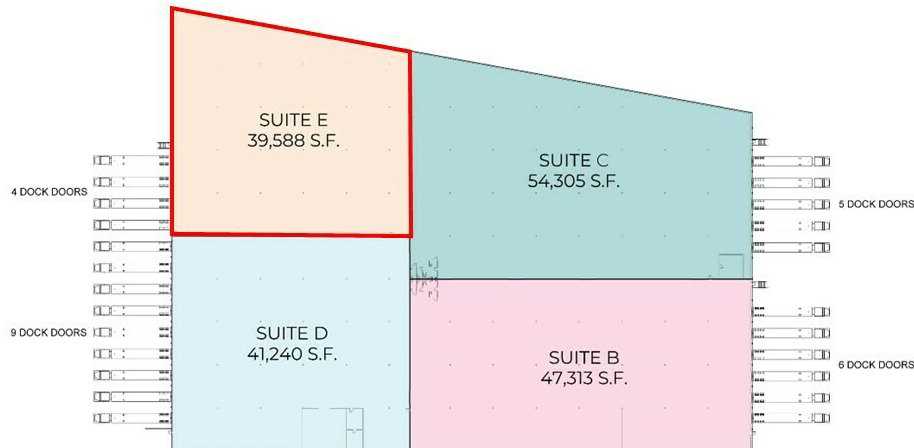
SUITE E

86,901 SF WAREHOUSE SPACE AVAILABLE

3321 E. Princess Anne Road | Norfolk, VA 23502



S.L. NUSBAUM
REALTY CO.



SUITE E

- 39,588 square feet available
- 4 dock level doors
- 21' - 24' clear ceiling height
- Wet sprinkler system
- New roof
- 38' x 36' column spacing



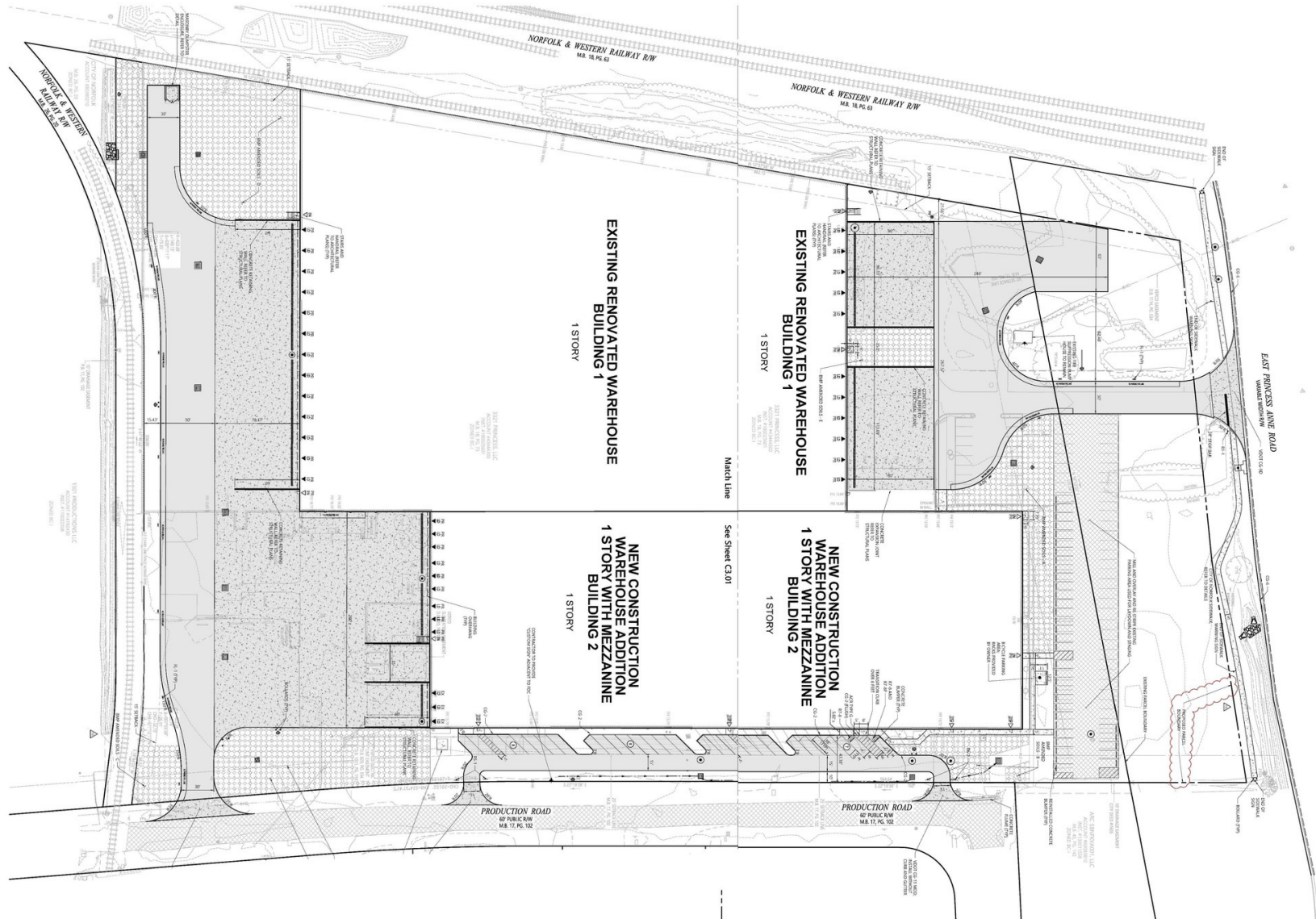
SITE PLAN

86,901 SF WAREHOUSE SPACE AVAILABLE

3321 E. Princess Anne Road | Norfolk, VA 23502



S.L. NUSBAUM
REALTY CO.



ADDITIONAL PHOTOS

86,901 SF WAREHOUSE SPACE AVAILABLE

3321 E. Princess Anne Road | Norfolk, VA 23502



S.L. NUSBAUM
REALTY CO.



ADDITIONAL PHOTOS

86,901 SF WAREHOUSE SPACE AVAILABLE

3321 E. Princess Anne Road | Norfolk, VA 23502



S.L. NUSBAUM
REALTY CO.



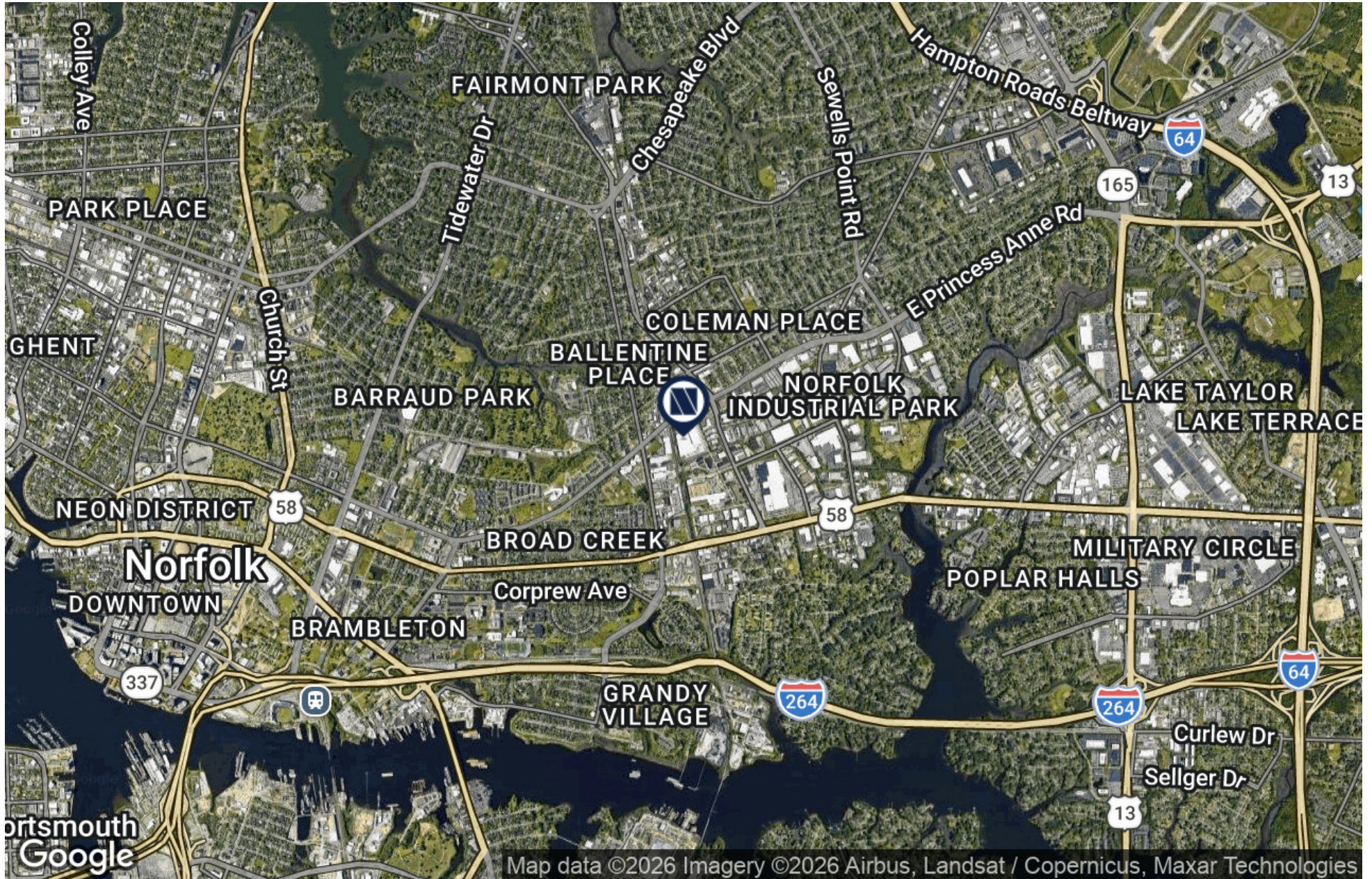
LOCATION MAP

86,901 SF WAREHOUSE SPACE AVAILABLE

3321 E. Princess Anne Road | Norfolk, VA 23502



S.L. NUSBAUM
REALTY CO.



DEMOGRAPHICS MAP & REPORT

86,901 SF WAREHOUSE SPACE AVAILABLE

3321 E. Princess Anne Road | Norfolk, VA 23502

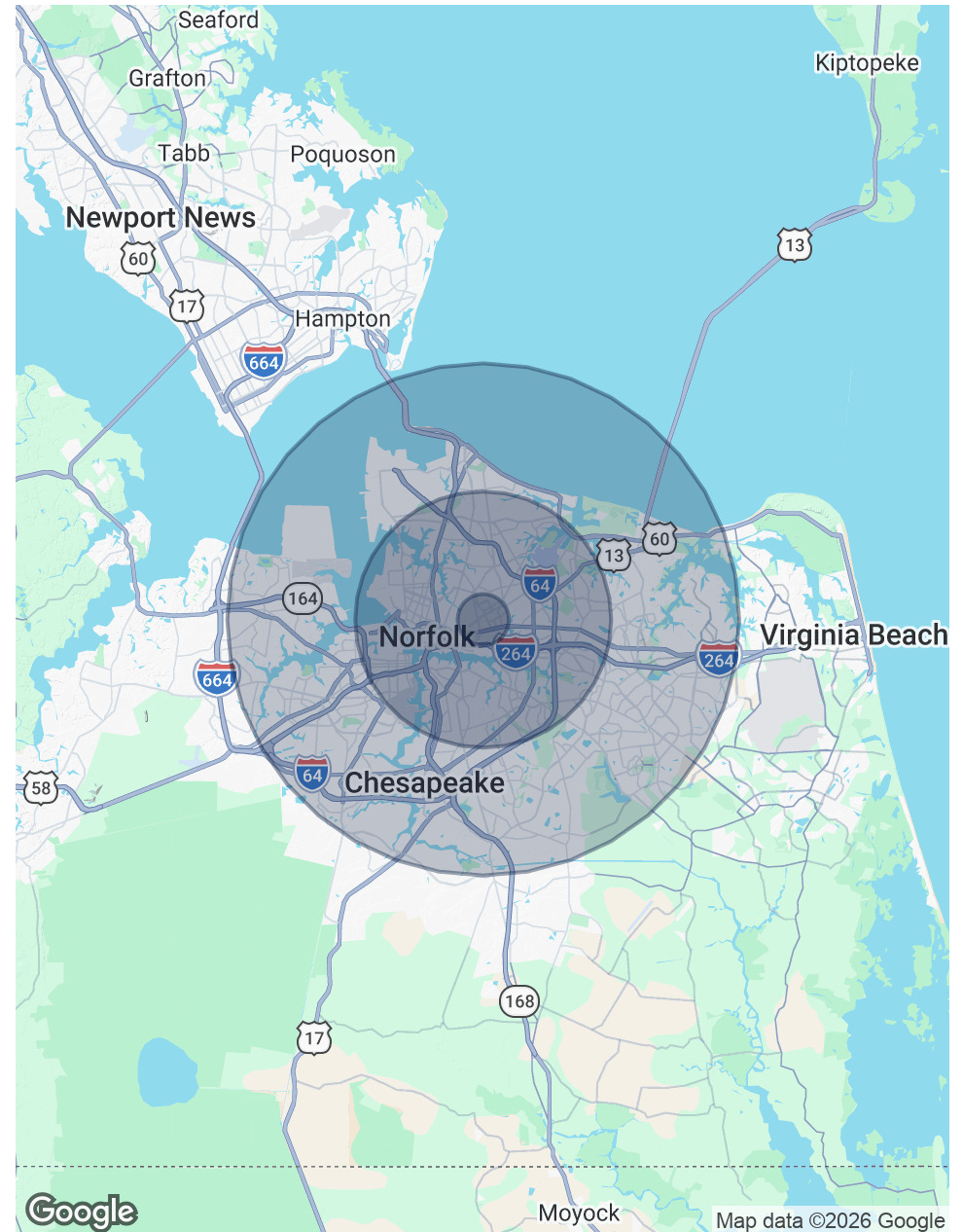


S.L. NUSBAUM
REALTY CO.

POPULATION	1 MILE	5 MILES	10 MILES
Total Population	13,824	299,686	795,580
Average Age	37.4	35.4	36.3
Average Age (Male)	35.6	33.6	34.6
Average Age (Female)	38.6	37.3	38.2

HOUSEHOLDS & INCOME	1 MILE	5 MILES	10 MILES
Total Households	5,251	124,839	322,805
# Of Persons Per HH	2.6	2.4	2.5
Average HH Income	\$67,458	\$67,939	\$78,049
Average House Value	\$157,831	\$216,624	\$234,663

2020 American Community Survey (ACS)



CONTACT INFORMATION

86,901 SF WAREHOUSE SPACE AVAILABLE
3321 E. Princess Anne Road | Norfolk, VA 23502



S.L. NUSBAUM
REALTY CO.

STEPHANIE SANKER, CCIM, SIOR
Senior Vice President
O. 757.640.2290
ssanker@slnusbaum.com

COMMITMENT. INTEGRITY. EXCELLENCE. SINCE 1906.

Serving the Southeast and Mid-Atlantic region for well over a century, S.L. Nusbaum Realty Co. continues to provide a comprehensive experience for our clients and customers in all aspects of the multifamily and commercial real estate industry.

[CLICK HERE TO LEARN MORE](#)



DISCLAIMER:

No warranty or representation, expressed or implied, is made to the accuracy or completeness of the information contained herein, and same is submitted subject to errors, omissions, change of price, rental or other conditions, withdrawal without notice, and to any special listing conditions imposed by the property owner(s). As applicable, we make no representation as to the condition of the property (or properties) in question or the property's (or properties') compliance with applicable laws, regulations, and codes.